

BOARD OF PARK COMMISSIONERS
OF THE
CLEVELAND METROPOLITAN PARK DISTRICT

WEDNESDAY, NOVEMBER 13, 2019

Cleveland Metroparks Administrative Offices
Rzepka Board Room
4101 Fulton Parkway
Cleveland, Ohio 44144

8:00 A.M. – REGULAR MEETING

AGENDA

1. **ROLL CALL**
2. **PLEDGE OF ALLEGIANCE**
3. **MINUTES OF PREVIOUS MEETING FOR APPROVAL OR AMENDMENT**
 - Regular Meeting of October 17, 2019 Page 90086
4. **FINANCIAL REPORT** Page 01
5. **NEW BUSINESS/CEO'S REPORT**
 - a. **APPROVAL OF ACTION ITEMS**
 - i) **General Action Items**
 - (a) 2019 Budget Adjustment No. 10 Page 09
 - (b) Request for 2020 Tax Advances Page 10
 - (c) RFP #6446: Horse Stable Operations – Rocky River Stables Page 10
 - (d) Authorization of Land Acquisition: Tretara Property – Garfield Park Reservation Page 12
 - (e) Authorization to Enter into Grant Agreement and Commit Matching Funds – Johnson's Creek Restoration (OEPA) Page 12
 - ii) **TABULATION AND AWARD OF BIDS**

RECOMMENDED ACTION RELATED TO ALL BIDS: Page 14
 - (a) Sole Source #6307: Renewal/Fresh and Prepared Foods and Disposables Page 15
 - (b) Sole Source #6308: Renewal/Native Plant Material Page 16
 - (c) Bid #6456: Rhinoceros Bull Barn Package – Cleveland Metroparks Zoo Page 18
 - (d) Bid #6461: Nature Education Building Renovation, Nature Preschool – North Chagrin Reservation Page 20

(e) <u>Ohio Co-Op ORC 125.04 #6465</u> : Five (5) Club Car Carry All Utility Vehicles	Page	22
(f) <u>Sourcwell Co-Op #6466</u> : 2020 Operational Purchases (Small Wares/Disposables) and Capital Equipment	Page	23
(g) <u>Sole Source #6467</u> : 2020 Beer, Wine and Spirits for Resale	Page	24
(h) <u>OMNIA Co-Op #6468</u> : Two (2) New Chiller Systems for Zoo RainForest	Page	25
(i) <u>OMNIA and Sourcwell Co-Ops #6469</u> : Janitorial Cleaning Products and Systems (Cleaning, Sanitation, Air Care & Wastewater)	Page	26
(j) <u>Ohio Co-Op #6470</u> : Cleveland Metroparks Zoo Perimeter and Pedestrian Fencing	Page	27
(k) <u>OMNIA Co-Op #6471</u> : Various Lamps (including LED's) and Ballasts	Page	28

iii) PURCHASES PURSUANT TO BY-LAW, ARTICLE V	Page	29
-----------------------------------------------------	------	----

iv) CONSTRUCTION CHANGE ORDERS	Page	31
---------------------------------------	------	----

b. <u>APPROVAL OF VOUCHERS AND PAYROLL</u> – Resolution No. 19-11-139	Page	32
<u>APPROVAL OF ARBORWEAR ONLY</u> – Resolution No. 19-11-140	Page	33

6. PUBLIC COMMENTS

7. INFORMATION/BRIEFING ITEMS/POLICY

a. Chief Executive Officer's Employee Guest(s)		
• Martha M. Auner, Administrative Specialist 1 – Zoo Guest Services	Page	34
b. Summary of Zoo Conservation Funds 2019	Page	35
c. Lindsey Family Play Space, Edgewater Park – Lakefront Reservation	Page	48
d. Beecher's Brook Restoration, North Chagrin Reservation and Chagrin River Restoration at Jackson Field – South Chagrin Reservation	Page	49
e. Breeding Bird Surveys Demonstrate Importance of Cleveland Metroparks	Page	50
f. Government Finance Officers Association Distinguished Budget Presentation Award for 2019	Page	50
g. 2020 Budget Preview	Page	50

8. OLD BUSINESS

- a. None.

9. DATE OF NEXT MEETING

Regular Meeting – **THURSDAY** December 19, 2019 – 8:00 a.m.

**Cleveland Metroparks Administrative Offices
Rzepka Board Room
4101 Fulton Parkway, Cleveland, Ohio 44144**

EXECUTIVE SESSION

1. Purchase/Acquisition of Real Property

**MINUTES OF THE
BOARD OF PARK COMMISSIONERS
OF THE
CLEVELAND METROPOLITAN PARK DISTRICT**

OCTOBER 17, 2019

The Board of Park Commissioners met on this date, Thursday, October 17, 2019, 8:00 a.m., at the Board's office, 4101 Fulton Parkway, Cleveland, Ohio.

The roll call showed Vice President Dan T. Moore and Vice President Bruce G. Rinker to be present. President Debra K. Berry was absent from the meeting. It was determined there was a quorum. Chief Executive Officer, Brian M. Zimmerman, Chief Financial Officer, William Chorba, and Chief Legal and Ethics Officer, Rosalina M. Fini, were also in attendance.

APPROVAL OF MINUTES.

No. 19-10-124: It was moved by Vice President Moore, seconded by Vice President Rinker and carried, to approve the minutes from the Regular Meeting of September 18, 2019, which were previously submitted to the members of the Board, and by them read.

Vote on the motion was as follows:

Ayes: Messrs. Moore and Rinker.

Nays: None.

FINANCIAL REPORT.

Chief Financial Officer, William Chorba, presented a Comparative Summary of Revenues & Expenditures 2019 vs. 2018 Year-To-Date, for the Month Ended September 30, Schedule of Accounts Receivable, Encumbrances and Investments Placed, as found on pages **90121** to **90128** and they were filed for audit.

ACTION ITEMS.

- (a) ***Swearing in of Police Sergeant***
(Originating Source: Katherine M. Dolan, Chief of Police)

Navaro P. Nation

Navaro P. Nation was promoted to the rank of Sergeant, effective September 29, 2019. Cleveland Metroparks would like to publicly recognize Sgt. Nation today as he reaffirms his commitment to protect and serve the visitors and guests of Cleveland Metroparks. His tenure with Cleveland Metroparks Police began on October 25, 2012 under retired Chief Greg Loftus.

No. 19-10-125: It was moved by Vice President Moore, seconded by Vice President Rinker and carried, to appoint Navaro P. Nation as full-time police sergeant for Cleveland Metroparks as authorized by Section 1545.13 of the Ohio Revised Code.

Vote on the motion was as follows:

Ayes: Messrs. Moore and Rinker.
Nays: None.

- (b) ***2019 Budget Adjustment No. 9***
(Originating Source: William Chorba, Chief Financial Officer/Brian M. Zimmerman, Chief Executive Officer)

The following amendments are requested for Board approval:

**CLEVELAND METROPARKS
Appropriation Summary - 2019**

Object Code	Object Description	Original Budget			Total Prior Budget Amendments	Proposed Amendment #9 10/17/2019	Total
		Baseline Budget	Carry Over Encumbrances	Total			
OPERATING							
51	Salaries	\$ 53,558,482	\$ -	\$ 53,558,482	\$ (153,871)	\$ 167,911 A	\$ 53,572,522
52	Employee Fringe Benefits	18,477,174	20,446	18,497,620	77,549	-	18,575,169
53	Contractual Services	14,727,221	900,758	15,627,979	326,581	9,375 B	15,963,935
54	Office Operations	25,262,956	1,623,806	26,886,762	755,328	430,115 C	28,072,205
	Operating Subtotal	112,025,833	2,545,010	114,570,843	1,005,587	607,401	116,183,831
CAPITAL							
571	Capital Labor	1,110,000	-	1,110,000	14,000	-	1,124,000
572	Capital Materials	1,893,884	536,076	2,429,960	1,032,250	(70,644) D	3,391,566
573	Capital Contracts	14,432,303	3,682,444	18,114,747	4,046,908	281,000 E	22,442,655
574	Capital Equipment	2,670,302	280,328	2,950,630	379,665	105,790 F	3,436,085
575	Zoo Animals	75,000	-	75,000	(10,000)	-	65,000
576	Land	9,191,274	16,956	9,208,230	-	-	9,208,230
	Capital Subtotal	29,372,763	4,515,804	33,888,567	5,462,823	316,146	39,667,536
TOTALS							
Grand totals		\$ 141,398,596	\$ 7,060,814	\$ 148,459,410	\$ 6,468,410	\$ 923,547	\$ 155,851,367

ACTION ITEMS (cont.)

An explanation of the adjustments, by category, can be found on pages **90129** to **90133**. The net effect of all adjustments is an increase of \$923,547, all of which is provided for by increased revenue, donations, grants, or other restricted funds.

No. 19-10-126: It was moved by Vice President Moore, seconded by Vice President Rinker and carried, to approve the 2019 Budget Adjustment No. 9 for a total increase of \$923,547 as delineated on pages **90129** to **90133**.

Vote on the motion was as follows:

Ayes: Messrs. Moore and Rinker.

Nays: None.

(c) ***Request for Approval of 2020 Rates and User Fees***
(*Originating Sources: William Chorba, Chief Financial Officer/Christopher M. Kuhar, Zoo Executive Director/Joseph V. Roszak, Chief Operating Officer/Sean P. McHugh, CGCS – Executive Director of Golf/Kelly M. Manderfield, Chief Marketing Officer*)

The 2020 Rates and User Fees Schedule reflects a summary of each department's current (2019) and proposed (2020) rates and user fees for various services. These rates and fees have been reviewed for appropriateness and for alignment with market comparables. For your convenience, proposed 2020 changes are shown in red (see pages **90134** to **90152**).

The proposed rates and fees, if adopted, will become part of the 2020 budgeted revenue assumptions and will be implemented as of January 1, 2020.

No. 19-10-127: It was moved by Vice President Moore, seconded by Vice President Rinker and carried, to approve the 2020 Rates and User Fees Schedule as included herein.

Vote on the motion was as follows:

Ayes: Messrs. Moore and Rinker.

Nays: None.

ACTION ITEMS (cont.)

- (d) ***Management Services for Volleyball Court Operations – Wendy Park & E. 55th Street Marina (RFP #6129)***
(Originating Sources: Brian M. Zimmerman, Chief Executive Officer/Joseph V. Roszak, Chief Operating Officer/Rosalina M. Fini, Chief Legal & Ethics Officer/Katie M. McVoy, Assistant Legal Counsel)

Background

On October 5, 2015, Cleveland Metroparks issued RFP #6129 for proposals to manage the volleyball court operations at Wendy Park and E. 55th Street Marina for a three (3) year agreement term with the potential for a longer term. On December 17, 2015, based upon staff’s recommendation, the Board voted to award the Management Services Agreement to Cleveland Plays, Inc. (“Cleveland Plays”) pursuant to Board Resolution No. 15-12-204.

Cleveland Metroparks entered into the Management Services Agreement with Cleveland Plays on April 26, 2016 which granted Cleveland Plays the right to manage the volleyball court operations available to the general public at Wendy Park and E. 55th Street Marina in the Lakefront Reservation. The term of the Agreement was for three (3) years commencing on January 1, 2016 and ending on December 31, 2018, both dates being inclusive. At the sole discretion of Cleveland Metroparks, the term of the Agreement could be extended for up to three (3) additional one (1) year periods, *i.e.*, through December 31, 2021. On September 18, 2018, pursuant to Board Resolution No. 18-09-132, Cleveland Metroparks extended the term of the Agreement until December 31, 2019 with the option to further extend for up to two (2) additional one (1) year periods.

If Cleveland Metroparks were to renew the Agreement for an additional one (1) year period extending the term of the Agreement until December 31, 2020, which at the sole discretion of Cleveland Metroparks could be renewed for up to one (1) additional year, *i.e.*, through December 31, 2021, the following annual remittance is proposed:

	<u>Proposed Renewal</u>
<i>2020 Annual Remittance</i>	\$12,500
<i>Total Value to Cleveland Metroparks</i>	\$12,500

Due to overpayment of the capital improvement requirement from the initial term of the Agreement and the nature of the area of Wendy Park that Cleveland Plays uses, Cleveland Plays will have no capital improvement requirement in 2020. Rather, it will be required to conduct such maintenance and improvement as required to keep volleyball courts in good working order.

ACTION ITEMS (cont.)

In review of the proposed terms, Cleveland Metroparks staff is recommending that the Management Services Agreement with Cleveland Plays, Inc. be extended for an additional one (1) year for the following reasons:

- The rate and amount of financial return over the requested one (1) year extension is appropriate.
- Success of Cleveland Plays of managing the operations since January 1, 2016.
- Cleveland Plays demonstrates a strong commitment to Cleveland Metroparks, its mission, and effective management of these operations.

No. 19-10-128: It was moved by Vice President Moore, seconded by Vice President Rinker and carried, to approve a one (1) year extension of the term of the existing Management Services Agreement with Cleveland Plays, Inc. that would end on December 31, 2020, which at the sole discretion of Cleveland Metroparks could be extended for up to one (1) additional one (1) year period, *i.e.*, through December 31, 2021, with a total one-year annual remittance of \$12,500 and, further, that the Board authorize the Chief Executive Officer to execute an Amendment to the Management Services Agreement memorializing the extension in a form approved by the Chief Legal & Ethics Officer.

Vote on the motion was as follows:

Ayes: Messrs. Moore and Rinker.

Nays: None.

- (e) ***Youth Outdoors Operating Agreement Between the Ohio State University Extension and Cleveland Metroparks***
(Originating Sources: Joseph R. Roszak, Chief Operating Officer/John A. Rode, Manager, Youth Outdoors)

Background

On December 20, 1999, Cleveland Metroparks entered into a three-year agreement with the Ohio State University Extension ("OSU Extension") to provide for an urban youth program entitled **Youth Outdoors**. The program was evaluated to be successful, and additional contract extensions were made through December 2005, December 2008 and December 2012. Since 2012, Cleveland Metroparks has continued to work with OSU Extension to provide the Youth Outdoors program to thousands of youth in the Cleveland area.

ACTION ITEMS (cont.)**Program Overview**

Financially, OSU Extension and Cleveland Metroparks have cooperatively provided funding for one full-time position (Valerie Hura, Ohio State Extension Educator). Going forward, OSU Extension will continue to pay the Extension Educator, while Cleveland Metroparks will reimburse OSU Extension an amount equal to the cost share for all counties in Ohio for the first Extension Educator position plus additional amounts for professional development, travel and program expenses.

In addition to the funds provided to OSU Extension, Cleveland Metroparks solely funds its own full and part-time positions in Youth Outdoors, including John Rode, Youth Outdoors Manager, and Youth Outdoors equipment and materials.

Cooperative Agreement with the Ohio State University Extension

OSU Extension desires to continue program offerings to urban youth and has found the partnership with Cleveland Metroparks to be positive, reaching participants who would otherwise be underserved. Cleveland Metroparks seeks approval of an agreement for the time period from January 1, 2018 through December 31, 2022. Cleveland Metroparks cost of the shared salary of the full-time position in 2018 was Thirty-Three Thousand Dollars (\$33,000). Cleveland Metroparks cost for 2019 will be Thirty-Three Thousand Dollars (\$33,000), and it expects to pay ±\$33,000 for the years 2020, 2021 and 2022.

No. 19-10-129:

It was moved by Vice President Moore, seconded by Vice President Rinker and carried, to authorize the expenditure of funds by Cleveland Metroparks and ratify the Chief Executive Officer's execution of a five-year agreement with the Ohio State University Extension ("OSU Extension") from January 1, 2018 through December 31, 2022 equal to the cost share for all counties in Ohio for the first Extension Educator position plus additional amounts for professional development, travel and program expenses, which expenses for the five-year period are expected to be ±\$165,000.

Vote on the motion was as follows:

Ayes: Messrs. Moore and Rinker.

Nays: None.

ACTION ITEMS (cont.)

- (f) ***Re-Authorization of Mill Stream Run Forest Preservation Project (±23.9 acres) – Mill Stream Run Reservation***
(Originating Sources: Brian M. Zimmerman, Chief Executive Officer/Joseph V. Roszak, Chief Operating Officer/Rosalina M. Fini, Chief Legal & Ethics Officer/Kyle G. Baker, Director of Real Estate & Senior Assistant Legal Counsel/Stephanie Kutsko, Real Estate Manager/Kristen Trolio, Grants Manager/Isaac Smith, Conservation Program Manager)

On May 17, 2018 pursuant to Board Resolution No. 18-05-066 (“Board Approval”), the Board authorized the Mill Stream Run Forest Preservation Project which included the purchase of ±23.9 acres of greenspace north of Royalton Road and west of Webster Road in the City of Strongsville and adjacent to Mill Stream Run Reservation. The project area included the Riser Foods Company (“Riser”) parcel consisting of ±22.0 acres and the Lori F. Catanzarite (“Catanzarite”) linear parcels that run along the western border and northern portion of the Riser property consisting of ±1.9 acres. Collectively these three parcels total ±23.9 acres, and together create a large tract of contiguous forestland (the “Property”).

On July 8, 2019 Cleveland Metroparks received notice that Riser had elected to terminate the purchase agreement. Riser was under contract to acquire a larger assemblage of parcels adjacent to the Property and intended to develop the corner of Royalton Road and Webster Road. Riser’s management team determined this was no longer a project they wished to pursue, and thus terminated all the purchase agreements associated with the development project. Riser was under contract to acquire the Riser parcel from the Spirnak Family Limited Partnership, Richard Lee Davis Jr., and Anna Marie Vaughn, formerly known as Anna Marie Davis (collectively “Spirnak/Davis”).

Cleveland Metroparks promptly contacted Spirnak/Davis to determine if they would be interested in selling a portion of their property to Cleveland Metroparks. Spirnak/Davis has agreed to sell ±22.0 acres to Cleveland Metroparks for \$600,000, the same purchase price Cleveland Metroparks had with Riser. Cleveland Metroparks also contacted Catanzarite who has agreed to amend the donation agreement for the ±1.9 acres to align with the new terms and conditions of the Spirnak/Davis purchase agreement. Cleveland Metroparks will work with Spirnak/Davis to determine the desired lot split configuration; a map of the properties is on page **90153**.

Staff had secured grant funds for the acquisition and restoration of the Property from The Ohio Forested Habitat Fund (“OFH Fund”) which is administered through The Conservation Fund. The Board Approval included a resolution for the acceptance of these funds. Cleveland Metroparks received an extension from the OFH Fund to extend the project into 2020 to accommodate the above stated changes to the project. Following the Board Approval, the OFH Fund notified Cleveland Metroparks that the Catanzarite property could not be used as match for the project, so the funding assemblage has changed, and the revised funding is provided below. The required resolution for the acceptance of these funds is on page **90154**.

ACTION ITEMS (cont.)

Funding Sources	Amount
The Conservation Fund - Ohio Forested Habitat Fund Grant	\$426,175
Matching Funds:	
Bargain Sale (Spirnak/Davis)	\$220,000
Cleveland Metroparks (due diligence, acquisition and restoration)	\$206,175
Total:	\$852,350

Spirnak/Davis needs to obtain rezoning and lot split approvals from the City of Strongsville prior to Cleveland Metroparks acquiring the Property. Cleveland Metroparks acquisition of the Property is contingent upon Spirnak/Davis successfully obtaining zoning changes and lot split approvals from the City of Strongsville. As a condition of the Catanzarite donation, the acquisition of the Catanzarite parcels is contingent upon Cleveland Metroparks acquiring the Spirnak/Davis parcel. Judge Anthony J. Russo approved the acceptance of the donated fee Catanzarite parcels pursuant to Chapter 1545 of the Ohio Revised Code prior to the May 17, 2018 Board approval.

The acquisition of the Property is an opportunity to protect the existing forest cover to ensure the continuity of the forest canopy for plant and animal species and carbon sequestration. In addition to the forested areas, the Property contains a direct tributary to the East Branch Rocky River and some associated floodplain wetlands. The upper portion of the tributary stream valley supports a relatively mature floodplain forest with a small number of large cottonwoods and sycamore with scattered box-elder and American elm. The Property has long been identified by Cleveland Metroparks as a priority for protection. *Cleveland Metroparks 2000: Conserving our Natural Heritage* master plan identified the Property as a significant natural resource in need of protection. The plan identified the Property as a high priority for preservation, with a high level of threat to habitat loss.

No. 19-10-130: It was moved by Vice President Moore, seconded by Vice President Rinker and carried, to authorize the contribution of up to \$206,175 along with other customary closing costs and accept the acquisition of fee simple title of ±22 acres, from the Spirnak Family Limited Partnership, Richard Lee Davis Jr., and Anna Marie Vaughn (formerly known as Anna Marie Davis), for a purchase price of \$600,000, and the acceptance of a donation of fee simple title of ±1.9 acres, from Lori F. Catanzarite, as hereinabove described, subject to the approval of the environmental assessment report and evidence of title, including exceptions to title, by the Chief Legal and Ethics Officer; further that the Board authorize the grant agreement with The Conservation Fund for funding assistance through the Ohio Forested Habitat Fund as described above; further, to authorize and agree to

ACTION ITEMS (cont.)

obligate the funds required to satisfactorily complete the proposed project and become eligible for reimbursement under the terms and conditions of the program; and finally, that the Board authorize the Chief Executive Officer to enter into agreements and execute any other documents as may be required to accept the grant upon award and to acquire the Property; form of document(s) to be approved by Chief Legal and Ethics Officer.

Vote on the motion was as follows:

Ayes: Messrs. Moore and Rinker.

Nays: None.

(g) *Authorization of Land Acquisition: Gertsma Property, Brecksville Reservation*
(±13 acres)

(Originating Sources: Brian M. Zimmerman, Chief Executive Officer/Rosalina M. Fini, Chief Legal & Ethics Officer/Kyle G. Baker, Director of Real Estate & Senior Assistant Legal Counsel/Stephanie Kutsko, Real Estate Manager/Isaac D. Smith, Conservation Program Manager)

Cleveland Metroparks has the opportunity to acquire a ±13-acre property located at the rear of 9617 Brecksville Road in the City of Brecksville (the “Gertsma Property”), and adjacent on three sides to Brecksville Reservation (see map on page [90155](#)). In 2018, Cleveland Metroparks acquired an 8.2-acre property, the Porozynski Property, to the west of the Gertsma Property to begin to buffer the southwest corner of Brecksville Reservation and provide additional protection of the downstream aquatic habitats. Both the Gertsma and Porozynski properties have long been identified as priority acquisitions, as they were identified in the *Metroparks 2000: Conserving Our Natural Heritage* land protection plan.

Brecksville Reservation is the largest of Cleveland Metroparks reservations and protects an extensive oak-hickory upland woods which is cut by multiple gorges. The streams on the Gertsma Property are part of a high-quality subwatershed, one of only two subwatersheds in the entire Park District that has Redside dace (*Clinostomus elongatus*) present. Redside dace are only found in very clean, intact headwater streams and have been declining statewide for decades. Brecksville Reservation, along with its proximity to the Cuyahoga Valley National Park, provides support of a larger, connected natural area, capable of sustaining more significant populations of sensitive species.

ACTION ITEMS (cont.)

Cleveland Metroparks has been in communication with Jean Gertsma for over two years and has continually monitored her property for the opportunity to acquire the land and eliminate the potential for future development. Jean Gertsma has agreed to sell the property to Cleveland Metroparks for \$675,000. The acquisition of the Gertsma Property will continue the protection of this important natural area and associated headwater streams and forests.

No. 19-10-131: It was moved by Vice President Moore, seconded by Vice President Rinker and carried, to authorize the acquisition of fee simple title of ±13 acres as hereinabove described, from Jean M. Gertsma, Trustee of the Trust of Jean M. Gertsma dated July 26, 1996, for a purchase price of \$675,000 subject to the approval of the environmental assessment report and evidence of title, including exceptions to title, by the Chief Legal and Ethics Officer; further, that the Board authorize the Chief Executive Officer to execute agreements, together with supplemental instruments related thereon, if any, as deemed necessary or appropriate and in form acceptable to the Chief Legal & Ethics Officer.

Vote on the motion was as follows:

Ayes: Messrs. Moore and Rinker.

Nays: None.

(h) ***2019-2020 Property and Liability Insurance Coverages***
(Originating Source: Greg Headley, Director of Risk Management)

Background

The current insurance coverages and pricing by Hylant Group, Inc. with Traveler's Insurance Company, is the third year of a three-year cycle (i.e. 2017, 2018, 2019).

Market Review

A review of the market conditions by the Park District Risk Management consultant (Crain Langner) and Hylant Group, Inc., indicates that insurance rates have increased significantly for all entity types. The increase in rates are not the result of losses sustained by the Park District. Insurance rates have increased due to the payment of claims nation-wide, mostly due to catastrophic losses (hurricane, floods, fires, tornados).

2019-20 Proposed Premium

As we move into the third year of a three-year program, the Park District's proposed premium for 2019-20 is **\$723,988 (+10.5%)** versus \$651,546 in 2018 (an increase of \$72,422). The increase in Traveler's premium is primarily due to increased rates as described above, as well as, change in exposure(s), including, but not limited to, construction of Euclid Beach Pier. A two-year premium comparison chart is included on page **90156**.

ACTION ITEMS (cont.)

The Park District Director of Risk Management and Risk Management Consultant, Crain, Langner & Co., have reviewed the proposal from Hylant Group, Inc. for 2019-20 and recommend that the proposal be accepted, as reflected below.

- No. 19-10-132:** It was moved by Vice President Moore, seconded by Vice President Rinker and carried, to accept the proposal of Hylant Group, Inc., as described above, for insurance coverages for the third year of a three-year program effective November 1, 2019 to November 1, 2020, at the proposed coverages and pricing as follows:
- Commercial General Liability Insurance** for \$32,943 with The Traveler's Indemnity Company through Hylant Group, Inc.;
- Commercial Auto Liability Insurance** for \$79,036 with The Traveler's Indemnity Company through Hylant Group, Inc.;
- Public Officials Liability Insurance** for \$9,107 with The Traveler's Indemnity Company through Hylant Group, Inc.;
- Law Enforcement Liability Insurance** for \$10,841 with The Traveler's Indemnity Company through Hylant Group, Inc.;
- Employment Practices Liability Insurance** (included in Public Officials coverage) with The Traveler's Indemnity Company through Hylant Group, Inc.;
- Excess Liability Insurance** for \$66,152 with The Traveler's Indemnity Company through Hylant Group, Inc.;
- Terrorism Coverage (TRIA)** (liability and property) included in General Liability and property coverage with The Traveler's Indemnity Company through Hylant Group, Inc.;
- Liquor Liability Insurance** for \$16,755 with The Traveler's Indemnity Company through Hylant Group, Inc.;
- Marine Operator's Legal Liability** (included in Ocean Marine Insurance) with Traveler's Property Casualty Company through Hylant Group, Inc.;
- Property Insurance** for \$279,243 with The Traveler's Indemnity Company through Hylant Group, Inc.;
- Inland Marine Insurance** for \$79,429 with The Traveler's Indemnity Company through Hylant Group, Inc.;
- Ocean Marine Insurance** for \$94,254 with The Traveler's Indemnity Company through Hylant Group, Inc.;

ACTION ITEMS (cont.)

Fidelity and Performance, Employee Dishonesty and Crime Insurance for \$4,325 with Traveler's Casualty and Surety Company through Hylant Group, Inc.;

Boiler and Machinery Insurance (included in Property Insurance) with The Traveler's Indemnity Company through Hylant Group, Inc.

Builder's Risk (included in Property) The Traveler's Indemnity Company through Hylant Group, Inc.

Earthquake and Flood Insurance (included in Property) with The Traveler's Indemnity Company through Hylant Group, Inc.;

EDP Insurance (included in Property) with The Traveler's Indemnity Company through Hylant Group, Inc.;

Treasurer's Bond for estimated \$4,403 with Traveler's Casualty and Surety Company through Hylant Group, Inc.;

Auto Physical Damage /Auto Catastrophic Physical Damage (included in Auto Liability) with The Traveler's Indemnity Company through Hylant Group, Inc.;

Claims Administration included, no additional fee.

Broker Fee for \$47,500 with Hylant Group, Inc.

Grand Total: \$723,988

Vote on the motion was as follows:

Ayes: Messrs. Moore and Rinker.

Nays: None.

ACTION ITEMS (cont.)

- (i) ***Professional Services Agreement Amendment No. 5 – Wendy Park Bridge – Construction Engineering and Support Services***
(Originating Sources: Sean E. McDermott, P.E., Chief Planning and Design Officer/Tammy Oliver, Director of Project Development)

Background

Cleveland Metroparks is party to a Project Development Agreement with L.A.N.D. studio, Inc. (LAND Studio) and the Trust for Public Land (TPL) to design and construct the Lake Link Trail (aka Cleveland Foundation Centennial Lake Link Trail) which includes the Wendy Park Bridge (Bridge). In September of 2014, Cleveland Metroparks issued Request for Qualifications #6019 (“RFQu”) seeking an engineering design team to prepare preliminary and final designs for the Bridge. This design was originally based on concepts developed from a Cuyahoga County Planning Commission study. Four teams responded to the RFQu and following a review of the submitted qualifications and subsequent interviews with the teams, staff recommended to the Board that the KS Associates (KS) team be authorized to perform the design. On March 26, 2015 the Board authorized a professional services agreement with KS to complete the preliminary and final designs for the Bridge in accordance with their proposal dated February 15, 2015 for a not-to-exceed amount of \$931,848.

Four subsequent amendments were then executed for various project adjustments. On January 18, 2018 the Board approved the Amendment No. 1 to the contract in the amount of \$444,955.59. The amendment included design adjustments resulting from bridge height revisions required by Norfolk Southern Railroad (NS), a revised pedestrian vibration analysis and wind vibration analysis, revised final design of the modified Fink Truss structure, and bidding support. The contract was then further amended on August 23, 2018 in the amount of \$3,900 (Amendment No. 2) for Phase I Environmental Site Assessment services and on March 27, 2019 in the amount of \$37,357.91 (Amendment No. 3) for bridge design modifications to transition to a pre-engineered truss bridge as a result of NS comments and a due care plan. On June 11, 2019, the Board approved Amendment No. 4, in the amount of \$92,500, to accommodate NS’s request for full design of the pre-engineered Pratt truss with tied arch structure prior to bidding. Following bidding, it was anticipated that a fifth contract amendment would be required for construction engineering and support services, as described below.

Amendment No. 5

The current proposal dated October 7, 2019 is for the above-mentioned task in an amount not-to-exceed \$169,012.60. The scope of Amendment No. 5 consists of responding to requests for information, reviewing fabrication plans and processes, off-site fabrication travel and review, reviewing materials and products, submittals, inspections, geotechnical reviews, construction progress meetings, coordination, and documentation. The cost of Amendment No. 5 shall be covered by Cleveland Metroparks’ capital funds available in the project.

ACTION ITEMS (cont.)

No. 19-10-133: It was moved by Vice President Moore, seconded by Vice President Rinker and carried, to authorize the Chief Executive Officer to execute Amendment No. 5 to the professional services agreement with **KS Associates, Inc.**, for construction engineering and support services and other tasks as summarized above, for an additional not to exceed amount of \$169,012.60, resulting in a total revised contract amount not-to-exceed \$1,679,574.10 in a form acceptable to the Chief Legal and Ethics Officer, pursuant to a proposal dated October 7, 2019.

Vote on the motion was as follows:

Ayes: Messrs. Moore and Rinker.

Nays: None.

- (j) ***Change Order No. 2 – Contract No. 1510 –Rhinoceros Habitat Expansion Site Work, Cleveland Metroparks Zoo***
(Originating Sources: Sean E. McDermott, P.E., Chief Planning and Design Officer/ Andy Simons, Project Manager)

Background

On August 15, 2019, the Board awarded Bid #6449, to Chieftain Trucking and Excavating, Inc. (Chieftain) for the Rhinoceros Habitat Expansion Site Work project in the amount of \$559,000.

Construction commenced on the Rhino Yard Expansion Site Work on September 3, 2019. The contract awarded to Chieftain included an allowance of a \$40,000 to cover potential costs due to the potential for differing site conditions, if encountered, and site work modifications.

As construction has progressed, the project encountered differing site conditions resulting in the rerouting of the sewer line, additional excavation due to shale, enhanced footers for the segmented wall, sealing of the segmented wall, Monkey Building foundation sealing and the need for additional site electrical infrastructure for future lighting at the back access road. In accordance with Cleveland Metroparks By-laws, on October 4, 2019 Change Order #1 was approved resulting in a reduction of the aforementioned allowance to a balance to \$1,244.76 and the contract sum increased by \$29,140.28 to reflect a revised contract sum of \$588,140.28.

ACTION ITEMS (cont.)**Change Order No. 2**

It has been identified through the continued planning of the Rhino Exhibit Expansion, that the Bull Barn Foundation work as well as additional site work could be performed ahead of the vertical construction and finish site work to avoid winter conditions costs. The balance of the Bull Barn work is to be bid separately.

The scope of Change Order No. 2 is as follows:

- Bull Barn foundations, block walls and frost slab foundations
- Bull Barn underground utilities
- Bull Barn slab installation
- Site Work – conduits for additional electrical, lighting and wireless access points

Change Order No. 2 is for a not to exceed price in the amount of \$146,115.57.

No. 19-10-134:

It was moved by Vice President Moore, seconded by Vice President Rinker and carried, to approve Change Order No.2 with Chieftain Trucking and Excavating, Inc. for the amount not to exceed for \$146,115.57 as described above resulting in a revised, total contract amount of \$734,255.85 and further, that the Board authorize the Chief Executive Officer to execute Change Order No. 2.

Vote on the motion was as follows:

Ayes: Messrs. Moore and Rinker.

Nays: None.

- (k) ***Bedford and South Chagrin Reservations: Authorization of Grant Application Submittal and Funding Match Commitment for the Richmond Road All Purpose Trail Connector Project to the Transportation for Livable Communities (TLCI) Implementation Grant Program from the Northeast Ohio Areawide Coordinating Agency (NOACA)***
(Originating Sources: Sean E. McDermott, P.E., Chief Planning and Design Officer/Sara Byrnes Maier, Senior Strategic Park Planner)

Cleveland Metroparks proposes to submit a grant application to NOACA for the Transportation for Livable Communities Initiative (TLCI) Implementation Grant Program to fund construction of an all purpose trail connector between the eastern end of Bedford Reservation and the western end of South Chagrin Reservation, within the right of way for Richmond Road in the Village of Glenwillow (see map on page **90157**). Currently, bicyclists and pedestrians must utilize the roadway shoulder for much of this ±0.25 distance, except for a short stretch where there are bicycle lanes on the bridge over Tinkers Creek. This trail connection was recommended in the 2015 South Chagrin

ACTION ITEMS (cont.)

Reservation Master Plan Update, 2016 Bedford Reservation Master Plan Update, and is consistent with *Cleveland Metroparks 2020: The Emerald Necklace Centennial Plan*. Additionally, the offset intersections of Hawthorn Parkway and Richmond Road were studied in detail as part of the *Emerald Necklace Trail Bicycle and Pedestrian Crossing Improvements Study* through a TLCI Technical Assistance grant from NOACA that was completed in April 2019.

As a complementary project, the Villages of Glenwillow and Oakwood coordinated with the Ohio Rail Development Corporation (ORDC), the Public Utilities Commission of Ohio, and the Cleveland Commercial Railroad to improve the rail crossing with a new approach surface, improved drainage, and new crossing timbers in fall 2018. They continue to work with the ORDC and railroad to try to relocate a set of underutilized crossing gates from another crossing to use in place of the existing flashers. The Village of Glenwillow will provide a letter of support for this TLCI Implementation project, and should this application be funded, has also committed to apply to the Ohio Public Works Commission funding during the fall 2020 to improve this segment of Richmond Road by adjusting the profile of the roadway to eliminate the dip along the roadway south of the eastern leg of Hawthorn Parkway, add portions of curbing and drainage improvements, and to adjust the striping of the roadway to allow for the trail to pass over the existing bridge while maintaining a 5-6' separation. Construction could run concurrently in spring 2021.

The estimated cost for this trail connector is \$367,800. Cleveland Metroparks is seeking TLCI implementation funds for the entire cost.

<u>TLCI Implementation Grant Request</u>	<u>\$367,800</u>
Total Project Cost	\$367,800

No. 19-10-135: It was moved by Vice President Moore, seconded by Vice President Rinker and carried, to authorize and agree to submit an application to NOACA for the Transportation for Livable Communities Initiative Implementation Grant Program for funding assistance for the above-described project in the amount of \$367,800; upon grant award notification, to satisfactorily complete said project and become eligible for reimbursement under the terms and conditions of the program; and further, that the Board authorize the Chief Executive Officer to enter into an agreement and execute any other documents as may be required to accept the grant award; form of document(s) to be approved by Chief Legal and Ethics Officer; and finally, that the Board authorize a resolution as referenced on page **90158**.

Vote on the motion was as follows:

Ayes: Messrs. Moore and Rinker.
 Nays: None.

ACTION ITEMS (cont.)

- (1) ***Operating Agreement between Cleveland Metroparks and the Cleveland Zoological Society***
(Originating Source: Christopher W. Kuhar, Zoo Executive Director)

Background

The Cleveland Zoological Society generates philanthropic and community support for Cleveland Metroparks Zoo and shares the same mission: *We create compelling experiences that connect people with wildlife and inspire personal responsibility for conserving the natural world.* Between 1998 and 2012, the Zoological Society and Cleveland Metroparks worked together under an operating agreement which provided the Zoo with operating support equal to 70% of the revenue received from the general membership program.

Since 2013, the annual commitment from the Zoo Society was increased to an amount equivalent to 72% of the revenue from the general membership program. The commitment has been divided such that 65% has been credited to the Cleveland Metroparks general fund and 7% has been credited to a restricted fund for education programs and animal feed. This change has made it possible for the Zoo Society to simplify its fundraising messaging and increase overall support for the Zoo.

As its contribution to this thriving public/private partnership, Cleveland Metroparks has and will continue to provide office space and operational support of the Zoo Society membership and fund-raising activities.

Proposal for a One-Year Operating Agreement

Both Cleveland Zoological Society and Cleveland Metroparks have agreed upon operating terms whereby 72% of membership revenue is returned to Cleveland Metroparks as commission, with 65% of that revenue being credited to the Cleveland Metroparks general fund and 7% of that revenue being credited to a restricted fund for education programs and animal feed.

Additionally, in an effort to align funding of conservation with the Zoo's Quarters for Conservation (Make a Difference) program for ticketed admissions, we propose the addition of a \$5.00 per membership allocation that will be held by Cleveland Zoological Society and disbursed at the discretion of Cleveland Metroparks Zoo. This surcharge will be allocated prior to the normal percentage allocation of gross revenue from memberships.

It is proposed that an operating agreement be approved whereby a \$5.00 conservation surcharge be applied to all memberships sold in 2019 and 65% of the total membership revenue from the general membership program be directed to the Cleveland Metroparks general fund and 7% of the total membership revenue goes to a restricted fund for education programs and animal feed after the \$5.00/membership is removed from the gross revenue total.

ACTION ITEMS (cont.)**No. 19-10-136:**

It was moved by Vice President Moore, seconded by Vice President Rinker and carried, to enter into an Operating Agreement between Cleveland Metroparks and the Cleveland Zoological Society for 2019, in a form approved by the Chief Legal and Ethics Officer, whereby the Cleveland Zoo Society will, during that year, guarantee general operating support of an amount equal to a conservation surcharge of \$5.00 per membership and 65% of their revenue from the general membership program be directed to Cleveland Metroparks general fund, and 7% of the revenue from the general membership program going to a restricted fund for education programs and animal feed after the conservation surcharge is removed from the gross membership revenue total.

Vote on the motion was as follows:

Ayes: Messrs. Moore and Rinker.

Nays: None.

AWARD OF BIDS:

No. 19-10-137:

It was moved by Vice President Moore, seconded by Vice President Rinker and carried, to authorize the following bid awards:

- (a) **Bid #6371:** **Renewal: Printing and Mailing Services**
(see page **90105**);
- (b) **Bid #6451:** **Wendy Park Bridge** (see page **90106**);
- (c) **Bid #6453:** **Various Paper Products and Trash Can Liners**
(see page **90109**);
- (d) **Bid #6455:** **2019 Tree Removal** (see page **90111**); and
- (e) **Ohio Co-Op #6460:** **Five (5) Cab and Chassis Trucks**
(see page **90112**).

Vote on the motion was as follows:

Ayes: Messrs. Moore and Rinker.

Nays: None.

AWARD OF BIDS (cont.)

BID RENEWAL SUMMARY #6371: PRINTING and MAILING SERVICES of Cleveland Metroparks monthly *Emerald Necklace* Newsletter for a 12-month period, beginning with January 2020 issue and ending December 2020 issue

Background

The *Emerald Necklace* is a monthly newsletter that provides the general public with information about Cleveland Metroparks educational and recreational opportunities. The newsletter has been published for over 68 years and has undergone many changes. Currently, 27,000 households receive the *Emerald Necklace*; an additional 13,000 are distributed to Nature Centers and Community Centers on monthly basis.

The current awarded supplier, E.P. Graphics, is able to hold pricing for printing (except for paper) and mailing services of the *Emerald Necklace* newsletter.

Cleveland Metroparks would like to exercise the option to renew for a period of twelve (12) months which includes the January 2020 through December 2020 issues.

RECOMMENDED ACTION:

That the Board authorize an award of printing and mailing services, to the lowest and best bidder for Bid Renewal #6371 to **E.P. Graphics**, for the printing and mailing services for a 12-month period, beginning with the January 2020 issue and ending with the December 2020 issue for a 24-page issue four times a year and a 12-page issue eight times a year at a cost \$93,175. In the event the log of consumption approaches 90 percent of the total estimate, an action item will be presented to the Board requesting an increase to the expenditure. In the event this vendor cannot satisfy the bid, the award will be given to the next bidder who the Board, in its discretion, has reflected in the minutes as being the next lowest and best bidder who can satisfy the bid. The difference in cost and all related costs to the difference will be assumed by the original bidder and/or surety. Form of contract to be approved by the Chief Legal and Ethics Officer.

(See Approval of this Item by Resolution No. 19-10-137 on Page 90104)

AWARD OF BIDS (cont.)**BID #6451 SUMMARY: WENDY PARK BRIDGE – LAKEFRONT RESERVATION**

(Originating Sources: Sean E. McDermott, P.E., Chief Planning and Design Officer/Tammy Oliver, Director of Project Development/Andy Simons, Project Manager)

Background

On April 21, 2016, the Board authorized submission of the Re-Connecting Cleveland: Pathways to Opportunity application to the U.S. Department of Transportation's highly competitive Transportation Investment Generating Economic Recovery ("TIGER") discretionary grant program. The application, submitted in partnership with The Trust for Public Land and L.A.N.D. studio, Inc., was awarded \$7,950,000 in July of 2016, leveraging nearly another \$8.5M in matching funds. The TIGER project entails five components: the Wendy Park Bridge, Whiskey Island Connector Trail, Red Line Greenway, Cleveland Lakefront Bikeway Connector, and Canal Basin Park Connector. Details of the federal grant agreement were finalized and executed on May 30, 2017.

Since that time, staff has been working with the respective engineering teams on the development of plans for each of the project components. The Cleveland Lakefront Bikeway Connector and Canal Basin Park Connectors, designed by Michael Baker International ("MBI"), commenced construction in February 2019 and were recently completed. On August 15, 2019, the Board approved a construction contract for Red Line Greenway, also designed by MBI, and construction is underway. On September 18, 2019 the Board approved a construction contract for Whiskey Island Connector Trail, designed by E. L. Robinson Engineering of Ohio Co., and construction will commence in the upcoming weeks. The last component, Wendy Park Bridge, which was designed by KS Associates, Inc. is also now ready for construction.

The Wendy Park Bridge consists of the installation of a pedestrian and bicycle bridge connection over the Norfolk Southern railroad tracks between Wendy Park on Lake Erie and the north end of the Willow Street lift bridge on the south side of Whiskey Island. Wendy Park Bridge will connect Lake Erie to the Flats, Downtown Cleveland, and the Towpath Trail via the Cleveland Foundation Centennial Lake Link Trail. The north approach to Wendy Park Bridge will also tie into the Whiskey Island Connector Trail, leading to Edgewater Park over a mile to the west. The design of the bridge will feature a three span pre-engineered Pratt truss with a tied arch at a total length of 500 feet (125ft. - 250ft. - 125ft. spans) and a concrete 12ft. wide deck with protective fence and railings with walkway lighting, flanked by approach ramps on earthen fill with retaining walls. On the south side, the bridge approach will transition to existing grade by means of an s-shaped ramp. Construction will commence late fall of 2019 and be complete by spring 2021.

Funding for construction of the Wendy Park Bridge is comprised of a portion of the TIGER grant (\$1,820,000), State of Ohio Capital funds (\$1,000,000), and private and foundation funding including \$3,000,000 from Wendy Park Foundation, \$197,307 from LAND Studio, and \$23,178 from the Trust for Public Land. The balance of the necessary funds for the project and project costs are provided via the Cleveland Metroparks capital funds.

AWARD OF BIDS (cont.)

As the TIGER grant is federally sourced, the project will be administered as an Ohio Department of Transportation (“ODOT”) Local Public Authority (“LPA”) project, and Cleveland Metroparks is the local sponsor. As part of the LPA process, projects are required by ODOT to meet a Disadvantaged Business Enterprise (“DBE”) requirement goal. The DBE participation goal for the Wendy Park Bridge is seven percent (7%) of the project value. In their submissions, bidders must reflect compliance with the goal through a DBE Utilization Plan in order to be considered qualified.

Bid Results

On October 7, 2019, the following sealed bids were received for Bid #6451 Wendy Park Bridge – Lakefront Reservation:

BID #6451 Wendy Park Bridge		
Bid Items	Great Lakes Construction Co.	Kokosing Construction Company, Inc.
Base Bid	\$ 5,560,524.00	\$ 5,794,754.50
Base Bid with Substitution 1	\$ 6,175,524.00	\$ 6,457,754.50
Alternate Bid	\$ 5,625,774.00	\$ 5,876,754.50
Alternate Bid with Substitution 2	\$ 6,255,774.00	\$ 6,559,754.50
<i>Engineer's Estimate - \$5,366,640</i>		

Bid Analysis

The Wendy Park Bridge project was bid with four potential results, a Base Bid or an Alternate Bid, each with a painting system substitution for an additional step of galvanizing to structural components. The Base Bid is an “open specification” of the pre-engineered bridge structure and was required by ODOT to be included as a bidding option. The Alternate Bid is the fully designed pre-engineered bridge structure which Norfolk Southern railroad (“NS”) required Cleveland Metroparks to complete prior to receiving a Project Agreement.

Following the receipt of the bids, Cleveland Metroparks staff and compliance staff from ODOT performed a thorough review of the bids received. The Apparent Low Bidder, Great Lakes Construction Co. (“Great Lakes”) has completed all of the necessary submissions required for award, including the DBE Utilization Forms. In addition, Great Lakes has performed positively on similar projects for other agencies, such as Opportunity Corridor and other bridge replacements for ODOT as well as the Towpath Trail for Cuyahoga County. Furthermore, Great Lakes has performed well for the Park District in the past as the contractor on the cable stay bridges on the Towpath Trail over Granger and Canal Roads. Great Lakes also holds a construction manager (at risk) contract with the Park District for the future rehabilitation of the Hinckley Dam and has performed all requested aspects to date.

AWARD OF BIDS (cont.)

Although the initial cost of the Base Bid is less than the Alternate Bid, the Alternate Bid design has already been reviewed by NS and the Project Agreement issued by NS is based upon those specific drawings. The erection sequence, inclusive of construction phasing, has also been fully developed and was reviewed by NS. Selecting a different fabricator could modify the work that has already been performed and potentially delay the project. ODOT is supportive of the desire by the Park District to award the Alternate Bid and a resolution passed by the Board, will move to authorize the contract to allow for the project to commence upon receipt of said resolution.

Therefore, staff recommends that the Alternate Bid be accepted for the Wendy Park Bridge project and be awarded to Great Lakes.

RECOMMENDED ACTION:

That the Board authorize the Chief Executive Officer to enter into a contract with Great Lakes Construction Co., as the lowest and best bidder for Bid #6451 – Wendy Park Bridge, Lakefront Reservation, in an amount not to exceed \$5,625,774; and, that the Board authorize a resolution as referenced on pages **90159** to **90160**. In the event that the bidder cannot satisfy the bid the award will be given to the next successive bidder who the Board, in its discretion, has reflected in the minutes as being the next lower and best bidder who can satisfy the bid. The difference in cost and all related costs to the difference will be assumed by the original bidder and/or surety. Form of the contract to be approved by the Chief Legal and Ethics Officer.

(See Approval of this Item by Resolution No. 19-10-137 on Page 90104)

AWARD OF BIDS (cont.)

BID #6453 SUMMARY: **VARIOUS PAPER PRODUCTS AND TRASH CAN LINERS**
to be supplied on an “as needed” basis to Cleveland Metroparks
Zoo, for a one (1) year period, beginning November 1, 2019
through October 31, 2020, with an option to renew for one (1)
additional year

--- HIGHLIGHTS AT A GLANCE ---
2018-2019 Expenditure = \$125,500 (15-month contract)
2019-2018 Estimate = \$100,000

Background

The Purchasing Department issued a combined bid for paper products and trash can liners to leverage the spend for both commodities. The bid included thirty-one (31) paper products and fourteen (14) different trash can liners.

Currently, Joshen Paper & Packaging and W.B. Mason are suppliers of paper products and trash can liners throughout Cleveland Metroparks for the contract period of August 1, 2018 through October 31, 2019.

The new contract term is for a one (1) year period beginning November 1, 2019 through October 31, 2020, with an option to renew for one additional year. Bids were received from 11 vendors.

Vendors responding to the bid were:

- All American
- Dawnchem
- Family Affair Skilled Labor, Inc.
- Interboro Packaging
- Independence Office and Business Supply Co. Inc.
- Janton Company/G and L Supply
- Joshen Paper & Packaging
- Pyramid Paper Company
- Staples
- The M. Conley Company
- W.B. Mason

The following companies provided partial bids:

1. All American, Dawnchem, Family Affair Skilled Labor, Interboro Packaging, Janton Comp./G and L Supply, Pyramid Paper, Janton Comp./G and L Supply, and W.B. Mason Co. Inc.

AWARD OF BIDS (cont.)

The following vendors bid on all products:

1. Joshen Paper & Packaging, Independence Office and Business Supply Co. Inc., Staples, and The M. Conley Company.

The entire spreadsheet recording all bids and alternatives submitted is on file in the Procurement Office.

Recommendation

The Purchasing Department recommends making one award to Joshen Paper & Packaging for the supply of all products due to the fact they provided the overall lowest and best cost.

RECOMMENDED ACTION:

That the Board authorize an award for the purchase of **Various Paper Products and Trash Can Liners**, as specified in the above summary for Bid #6453 to the lowest and best bidder; **Joshen Paper & Packaging** to be supplied on an “as needed” basis for a one (1) year period beginning November 1, 2019 through October 31, 2020, **for a total cost not to exceed \$100,000**, with an option to renew for one (1) additional year. In the event the log of consumption approaches 90 percent of the estimate, an action item will be presented to the Board requesting an increase. In the event a vendor cannot satisfy the bid, the award will be given to the bidder who the Board, in its discretion, has reflected in the minutes as being the next lowest and best bidder who can satisfy the bid. The difference in cost and all related costs to the difference will be assumed by the original bidder and/or surety.

(See Approval of this Item by Resolution No. 19-10-137 on Page 90104)

AWARD OF BIDS (cont.)

BID #6455 SUMMARY: **2019 TREE REMOVAL PROGRAM**
*(Originating Sources: Joseph V. Roszak, Chief Operating Officer/
 Jim Rodstrom, Director of Construction)*

Background

Cleveland Metroparks Forestry Division manages the tree inventory of the Park District in public use areas primarily with in-house forestry staff, while annually utilizing outside contractors for the bulk removal of consolidated trees in targeted areas. This contract will focus on the removal of approximately 164 declining trees along various roadways, parking lots, and sections of paved all purpose trail in Brecksville and Hinckley Reservations.

Bids were received on October 9, 2019 and are tabulated below:

Bidder Name	Total Tree Removal Cost
VanCuren Services, Inc.	\$68,760
Custom Tree Care	\$96,080
H&H Land Clearing	\$96,875
Davey Resource Group	\$91,140
Engineer’s Estimate	\$105,000

2019 Budget Code: 4015001-573001-PA11001

Staff recommends awarding the bid to **VanCuren Services, Inc.** VanCuren Services, Inc. has successfully completed similar projects for Cleveland Metroparks in the past including the Emerald Ash Borer Tree Removals in 2011, the Rocky River APT Tree Removals in 2015, the Valley Parkway Connector Trail Tree Clearing in 2016, and the 2016, 2017, and 2018 Tree Removal programs. They have been in business for 33 years and specialize in large scale tree removal contracts for private and public entities across the state of Ohio.

RECOMMENDED ACTION:

That the Board authorize the Chief Executive Officer to enter into a contract with **VanCuren Services, Inc.** as the lowest and best bidder for **BID #6455, 2019 Tree Removal Program** for a **total, lump sum amount of \$68,760**. In the event that the bidder cannot satisfy the bid, the award will be given to the next successive bidder who the Board, in its discretion, has reflected in the minutes as being the next lowest and best bidder who can satisfy the bid. The difference in cost and all related costs to the difference will be assumed by the original bidder and/or surety. Form of contract to be approved by the Chief Legal and Ethics Officer.

(See Approval of this Item by Resolution No. 19-10-137 on Page 90104)

AWARD OF BIDS (cont.)

OHIO CO-OP #6460 SUMMARY: ONE (1) NEW OXFORD WHITE 2020 FORD F550 4X4 REGULAR CHASSIS CAB, TWO (2) NEW OXFORD WHITE 2020 FORD F450 4X4 REGULAR CHASSIS CAB (WITH DUMP BEDS), AND TWO (2) NEW OXFORD WHITE 2020 FORD F 450 4X4 REGULAR CHASSIS CAB (WITH PLOW AND SPREADER) PICKUP TRUCKS

ITEM	New Oxford White 2020 Ford F550 4x4 Regular Chassis Cab
New Unit Base Cost	\$34,299 each
BSW Max Track	\$215 each
Back Up Alarm	\$140 each
Snow Plow Prep	\$184 each
Tow Hitch 7 Pin	\$295 each
Trailer Tow/Brake Cont.	\$795 each
Payload Upgrade 19,500	\$1,955 each
One Extra Key & FOB	\$245 each
84 Cab to Axle	\$222 each
Delivery Charge	\$320 each
Unit Total	\$38,670 each
Total (x1)	\$38,670
ITEM	Two (2) New Oxford White 2020 Ford F450 4x4 Regular Chassis Cab (with dump beds)
New Unit Base Cost	\$33,498 each
BSW Max Track	\$215 each
Back Up Alarm	\$140 each
Snow Plow Prep	\$184 each
Tow Hitch 7 Pin	\$295 each
Trailer Tow/Brake Cont.	\$795 each
One Extra Key & FOB	\$245 each
Dump 2/3 Yard	\$10,495 each
LED Package	\$785 each
Delivery Charge	\$320 each
Unit Total	\$46,972 each
Total (x2)	\$93,944
ITEM	Two (2) New Oxford White 2020 Ford F 450 4x4 Regular Chassis Cab (with plow and spreader)
New Unit Base Cost	\$33,498 each
BSW Max Track	\$215 each
Back Up Alarm	\$140 each
Snow Plow Prep	\$184 each
Tow Hitch 7 Pin	\$295 each
Trailer Tow/Brake Cont.	\$795 each
One Extra Key & FOB	\$245 each
Dump and Equipment	\$23,990 each
Delivery Charge	\$320 each
Unit Total	\$59,682 each
Total (x2)	\$119,364
Grand Total	\$251,978

AWARD OF BIDS (cont.)

UNITS REPLACED	1999 Ford F450 Pickup (126,000 miles) (EO3499) 1999 Ford F450 Pickup (27,000 miles) (EO3399) 2000 Ford F550 Pickup (48,000 miles) (EO2500) 2001 Ford F450 Pickup (84,000 miles) (EO3401) 2001 Ford F450 Pickup (46,000 miles) (EO2401)
-----------------------	----------------------------------------------------------------------------------------------------------------------------------------------------------------------------------------------------------------------------------------------------

The replaced units will go to on-line auction or replace units of lesser value that will go to on-line auction.

RECOMMENDED ACTION:

That the Board approve the purchase of **One (1) New Oxford White 2020 Ford F550 4x4 Regular Chassis Cab, Two (2) New Oxford White 2020 Ford F450 4x4 Regular Chassis Cab (with dump beds), and Two (2) New Oxford White 2020 Ford F 450 4x4 Regular Chassis Cab (with plow and spreader) Pickup Trucks** as per Ohio Co-Op #6460, equipped as specified in the above summary, from **Lebanon Ford Commercial for a total cost of \$251,978** in full utilization of the Ohio Cooperative Purchasing Program, Contract Number RS902619.

(See Approval of this Item by Resolution No. 19-10-137 on Page 90104)

GOODS AND SERVICES (\$10,000 - \$50,000) ACQUIRED
SINCE LAST BOARD MEETING (Presented 10/17/19)

Cleveland Metroparks By-Laws, Article 5 (Procurement), Section 4 (a), as revised and approved by the Board of Park Commissioners on January 10, 2013, *"The CEO is authorized to enter into contracts and contract amendments for construction, change orders, and to purchase equipment, goods and services, and real estate, without prior approval of the Board in each instance, if the cost of the contract or contract amendment, for any single project, or the amount of the purchase, does not exceed \$50,000. Any contracts where the cost exceeds \$10,000 or any purchase where the amount exceeds \$10,000, and approved by the CEO, shall be reported to the Board at its next regularly scheduled meeting following the execution of said contract or said purchase,"* the following is provided:

<u>REF. NO. / ITEM – SERVICE</u>	<u>VENDOR</u>	<u>COST</u>	<u>PROCEDURE</u>
Audio TD beam forming speakers for Zoo wide sound system.	Althar LLC	\$10,140.00	(3)
Point Blank AXII and Guardian Carrier Vests for Police.	Galls	\$14,679.50 <u>2,898.50</u> \$17,578.00	(2)
Disposal/removal of hazardous waste.	Ameriwaste	\$12,855.83	(7)
Various pipe material and fittings for Zoo RainForest domestic hot water system.	Woodhill Supply	\$25,101.74	(7)
Decorations and services for 2019 Boo at the Zoo.	Party 411 Events	\$10,060.00	(7)
Ceiling insulation at Valley Riding Arena; Rocky River Reservation. Additional work to install bird mesh netting.	Preferred Insulation	\$32,550.00 <u>11,000.00</u> \$43,550.00	(7)
Huntington Beach toilet room building demolition; Huntington Reservation.	MZ-Russell, Inc.	\$15,875.00	(7)
Audio system for Zoo.	Audio Visual Innovation	\$29,250.00	(2)

GOODS AND SERVICES (\$10,000 - \$50,000) ACQUIRED (cont.)

<u>REF. NO. / ITEM – SERVICE</u>	<u>VENDOR</u>	<u>COST</u>	<u>PROCEDURE</u>
Various pool chemicals on an “as needed” basis for a one (1) year period from October 1, 2019 through September 30, 2020 for various locations.	Ohio Pool Equipment	\$50,000.00	(7)
Little Wonder truck loader with self-contained 5 yard and 26hp Vanguard engine.	Chagrin Pet	\$16,899.00	(7)
Crucial Conversations, Crucial Accountability, and Influencer participant materials (suites).	VitalSmarts	\$17,535.00	(3)
Sand Pro 5040 Motorized Bunker Rake.	Century Equipment LTD	\$20,984.46	(2)
Monster Mash Dance Parties for 2019 Boo at the Zoo.	Zone Entertainment	\$12,500.00	(3)
Costume Character for 2019 Boo at the Zoo	Spectacular Party Entertainment LLC	\$21,870.00	(3)
One (1) new 2020 Jeep Cherokee Latitude.	Paul Sherry Chrysler	\$24,636.50	(2)
Six (6) portable Lind LED light towers.	Patriot Contractor Equipment Sales	\$24,300.00	(7)

===== **KEY TO TERMS** =====

- (1) “**BID**” – Formal bid invitations sent and advertised in *The Plain Dealer* 15 days preceding the bid opening.
- (2) “**COOPERATIVE**” – Purchased through cooperative purchasing programs i.e. – State of Ohio, US Communities, etc.
- (3) “**SOLE SOURCE**” – Purchased from one source as competitive alternatives are not available.
- (4) “**PROPRIETARY**” – Merchandise purchased for resale directly from the brand’s manufacturer.
- (5) “**PROFESSIONAL SERVICE**” – Services of an accountant, architect, attorney at law, physician, professional engineer, construction project manager, consultant, surveyor or appraiser as outlined under Article 5, Sections 1-4 of the Board By Laws and defined by ORC 307.86.
- (6) “**COMPETITIVE QUOTE (up to \$10,000)**” – Originally estimated \$10,000 or less, quoted by three vendors.
- (7) “**COMPETITIVE QUOTE (over \$10,000 to \$50,000)**” – Chosen through the accumulation of three written quotes.

**CONSTRUCTION CHANGE ORDERS OR AMENDMENTS TO
PROFESSIONAL SERVICE CONTRACTS (10/17/19)**

Pursuant to Cleveland Metroparks By-Laws, Article 5 (Procurement), Section 4 (b) and (c), as revised and approved by the Board of Park Commissioners on January 10, 2013, "...the CEO is not authorized to enter into any change orders to construction contracts, without prior approval of the Board in each instance, except that the CEO is authorized to enter into change orders to construction contracts, without prior approval of the Board in each instance, where the additional cost is less than THE LESSER OF: (i) \$50,000, or (ii) ten percent (10%) of the cost of the contract. Each change order by the CEO under this Article shall be reported to the Board at the next meeting of the Board following the execution of said change order."

(c). "Amendment to Professional Service Contract. For professional service contracts greater than \$50,000, the CEO is not authorized to enter into any amendment to professional services or other special services agreement, without prior approval of the Board in each instance, except that the CEO is authorized to enter into amendments to professional services and other special services agreements for additional fees, without prior approval by the Board in each instance, where the additional fees for the agreement by the CEO pursuant to this Section, aggregate less than THE LESSER OF: (i) \$50,000, or (ii) ten percent (10%) of the cost of the agreement. Each amendment by the CEO under this Section shall be reported to the Board at the next meeting of the Board following the execution of said amendment.", the following is provided:

<u>Contract</u>	<u>Item/Service</u>	<u>Vendor</u>	<u>Change Order or Amendment</u>
<p><u>Zoo ADA Paving</u></p> <p><u>Revised Contract Amount:</u> Charge Order No. 5 adds \$16,629.25 and revised total to \$600,789.25.</p>	<p>Additional services for PCA Drive resurfacing and Rhino Expansion repairs.</p>	<p>Burton Scott Contractors LLC</p>	<p>Change Order No. 5</p>
<p><u>Rhinoceros Habitat Expansion Site Work</u></p> <p><u>Revised Contract Amount:</u> Charge Order No. 1 adds \$29,140.28 and revised total to \$588,140.28.</p>	<p>Additional services to segmented wall installation of 6" foundation concrete in lieu of gravel, wall sealing, removal of existing gunite auxiliary foundation wall, foundation water proofing, and electrical conduit/pull box installation.</p>	<p>Chieftain Trucking and Excavating</p>	<p>Change Order No. 1</p>

AWARD OF BIDS; CONSTRUCTION CHANGE ORDERS; STATUS RE: CAPITAL PROJECTS.

The following were presented to the Board for award/acknowledgment: bid tabulations, as shown on pages **90104** through **90113**; \$10,000 to \$50,000 purchased items/services report, pages **90114** through **90115**; and construction change orders, page **90116**.

APPROVAL OF VOUCHERS AND PAYROLL.

No. 19-10-123: It was moved by Vice President Moore, seconded by Vice President Rinker and carried, to approve payroll and vouchers, employee withholding taxes, and ADP payroll, as identified on pages **90161** to **90312**.

Vote on the motion was as follows:

Ayes: Messrs. Moore and Rinker.

Nays: None.

PUBLIC COMMENTS.

The following individuals addressed the Board: Ms. Laura McShane, Ms. Diana Miller, Mr. Tom Habanek, Ms. Marty Leshner, Mr. Brett Wilms and Ms. Mandy Pajerski. The comments of each of these individuals can be heard in their entirety by accessing the “About” section of Cleveland Metroparks website at <https://clevelandmetroparks.com/about/cleveland-metroparks-organization/boards-of-park-commissioners/board-meeting-archives>.

INFORMATION/BRIEFING ITEMS/POLICY.

- a. ***Chief Executive Officer’s Employee Guest(s)***
(Originating Source: Brian M. Zimmerman, Chief Executive Officer)

Christopher M. Bizub, Registration Assistant – Conservation Education

Christopher (Chris) Bizub began his career at Cleveland Metroparks Zoo in September 2019 as a Registration Assistant in the Conservation Education division. Chris brought to his position a wealth of experience in customer service, front desk, and office administration that he gained by working for organizations such as The Lorain County Metroparks, The Cleveland Playhouse, Ensemble Theatre, Cain Park, and Rubber City

INFORMATION/BRIEFING ITEMS/POLICY (cont.)

Shakespeare Company. By working as a Ticketing Concierge in the individual ticket sales and services department at Playhouse Square, Chris was able to greatly hone his customer service skills, a skill that most certainly fits within the core values of Cleveland Metroparks. Chris holds a Masters of the Arts from the University of Akron and a Bachelors of the Arts from Baldwin-Wallace College.

- b. *Cleveland Metroparks Northcoast 99 Award***
(Originating Sources: Harold G. Harrison, Chief Human Resources Officer/Amy Nelson, Human Resources Manager)

Cleveland Metroparks is honored to be the recipient of the 2019 NorthCoast 99 award. NorthCoast 99 is an annual recognition program that honors 99 great Northeast Ohio places to work. The application process considers five distinct areas: Organizational Strategy; Policies & Communication; Recruitment, Selection, & Onboarding; Employee Well-Being; Employee Engagement & Development; and Total Rewards. This is Cleveland Metroparks 13th time winning the award.

- c. *Beyond Park Boundaries: The Power of Partnerships***
(Originating Sources: Joseph V. Roszak, Chief Operating Officer/Jennifer Grieser, Director of Natural Resources/Jennifer Hillmer, Invasive Plant Management Coordinator)

Cleveland Metroparks Natural Resources Division contributes to numerous local partnerships to more fully benefit the natural resources of the Park District. Two of note include the Lake Erie Allegheny Partnership for Biodiversity (LEAP) and the Crooked River Cooperative Weed Management Area. With a shared set of goals, partners are able to share advice, expertise and equipment to produce greater results than working in isolation.

- d. *Wildlife Use of Trails: West Creek Case Study***
(Originating Sources: Joseph V. Roszak, Chief Operating Officer/Jennifer Grieser, Director of Natural Resources/Jon Cepek, Wildlife Ecologist)

The trail system of Cleveland Metroparks is one of the Park District's most popular features. Trails are not only popular with our human guests, but also with our wildlife residents. Cleveland Metroparks Natural Resources Division has established a case study at West Creek Reservation to better understand this human-wildlife interaction and how these groups affect each other's trail use. This study is based on initial results from wildlife monitoring efforts and public reporting. Wildlife cameras are currently being used to monitor trail use as trail changes occur in West Creek. Final results are expected in 2020 after trail work is complete.

INFORMATION/BRIEFING ITEMS/POLICY (cont.)

- e. ***Cleveland Metroparks Zoo and the Association of Zoos and Aquariums***
(Originating Sources: Christopher Kuhar, Zoo Executive Director/Andi Kornak, Deputy Executive Director/Director of Animal and Veterinary Programs/Kristen Lukas, Director of Conservation and Science)

Over the past decade, enhancing animal welfare has increased drastically as a priority for zoos and aquariums. Research has shown that animals in a positive welfare state have better health, increased longevity, and increased reproductive capacity. More importantly, enhancing animal welfare is an ethical responsibility and providing excellent animal care is an expectation of modern zoo guests. Unfortunately, assessing welfare is often difficult and prioritizing welfare of individuals in an organization that houses hundreds of species can be challenging. In 2018, the Association of Zoos and Aquariums (AZA) created a new accreditation standard requiring all member organizations to develop a process to assess the welfare of animals in their care. Over the past two years, Cleveland Metroparks Zoo has developed a model animal welfare assessment program that is based on intense collaboration between multiple departments. This program was recently highlighted at the Directors meeting at the AZA Annual Meeting in New Orleans.

- f. ***Notice of Bidding – Nature Education Building Renovation, Nature Preschool – North Chagrin Reservation***
(Originating Sources: Sean E. McDermott, P.E., Chief Planning and Design Officer/Tammy Oliver, Director of Project Development/Mary Rouse, Director of Outdoor Experiences)

The Nature Education Building (“NEB”) in the North Chagrin Reservation was acquired in 1976. Sitting just beyond the North Chagrin Nature Center, the building has served as an extension of programming and education, and is a popular destination for guests. In 2016, an Owl Aviary was built as an addition to the NEB, providing the birds of prey with a more natural outdoor habitat and opening up interior space within the NEB for additional future programming.

In August 2018, Cleveland Metroparks opened its first Nature Preschool at the Rocky River Nature Center, offering two classes per week. These classes sold out immediately and we are currently unable to meet the regional demand for this unique nature-based learning experience. As such, the recently vacated space within the NEB has been identified as the perfect location for the expansion of Cleveland Metroparks Nature Preschool.

Cleveland Metroparks is proposing a renovation of a portion of the NEB which will provide exceptional education space, both interior and exterior, for three new classes of Nature Preschool. The proposed project will renovate approximately 500 s.f. of the 3,100 s.f. building. Plans include reconfiguration of the floor plan, new windows, doors, millwork, light fixtures and finishes, as well as the construction of a complementary outdoor space.

INFORMATION/BRIEFING ITEMS/POLICY (cont.)

Cleveland Metroparks staff will act as architect for the design of the project and construction will be performed by a combination of a third-party general contractor and internal Park District staff. The work is planned to occur through the winter and be complete in time for the school season in fall 2020. Staff will provide a project summary to the Board.

DATE OF NEXT MEETING.

The next Regular Meeting of the Board of Park Commissioners was scheduled by the Board for Wednesday, November 13, 2019, 8:00 a.m. at the Board's office, 4101 Fulton Parkway, Cleveland, Ohio.

ADJOURNMENT.

No. 19-10-138: There being no further matters to come before the Board, upon motion by Vice President Moore, seconded by Vice President Rinker, and carried, Vice President Rinker adjourned the meeting at 9:39 a.m.

Vote on the motion was as follows:

Ayes: Messrs. Moore and Rinker.

Nays: None.

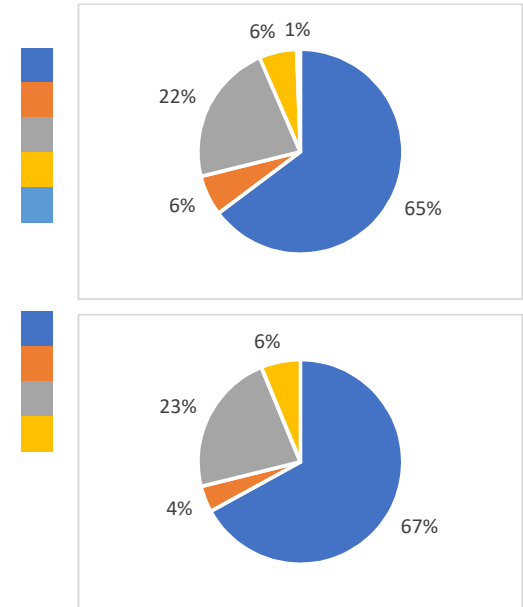
President.

Attest:

Secretary.

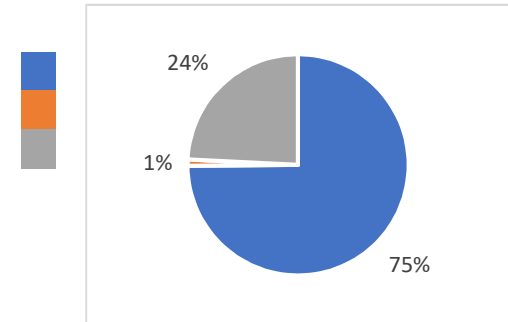
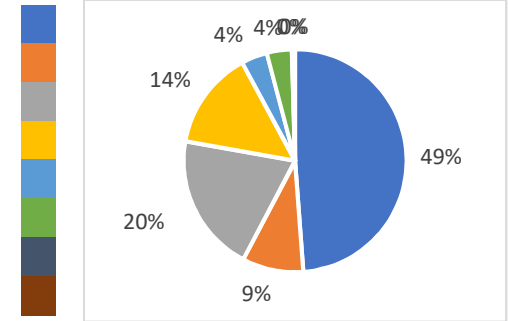
**Cleveland Metroparks
Financial Performance
9/30/2019
CM Park District**

	Actual Sep '18	Actual Sep '19	Fav (Unfav)	Actual YTD Sep'18	Actual YTD Sep '19	Fav (Unfav)
Revenue:						
Property Tax	3,332,496	366,747	(2,965,749)	75,878,532	76,311,803	433,271
Local Gov/Grants/Gifts	271,725	788,882	517,157	9,226,989	7,543,099	(1,683,890)
Charges for Services	3,091,684	2,553,214	(538,470)	25,449,247	26,351,376	902,129
Self-Funded	725,305	783,938	58,633	6,564,463	7,000,657	436,194
Interest, Fines, Other	<u>53,301</u>	<u>91,073</u>	<u>37,772</u>	<u>353,053</u>	<u>665,560</u>	<u>312,507</u>
Total Revenue	7,474,511	4,583,854	(2,890,657)	117,472,284	117,872,495	400,211
OpEx:						
Salaries and Benefits	5,556,825	5,502,691	54,134	49,325,759	51,068,964	(1,743,205)
Contractual Services	198,948	190,990	7,958	3,216,776	3,190,943	25,833
Operations	1,970,794	1,801,289	169,505	17,868,168	17,257,312	610,856
Self-Funded Exp	<u>694,339</u>	<u>404,289</u>	<u>290,050</u>	<u>5,364,854</u>	<u>4,737,519</u>	<u>627,335</u>
Total OpEx	8,420,906	7,899,259	521,647	75,775,557	76,254,738	(479,181)
Op Surplus/(Subsidy)	(946,395)	(3,315,405)	(2,369,010)	41,696,727	41,617,757	(78,970)
CapEx:						
Capital Labor	143,823	84,611	59,212	738,405	658,764	79,641
Construction Expenses	1,214,949	556,113	658,836	16,810,880	6,833,987	9,976,893
Capital Equipment	245,751	379,766	(134,015)	2,463,248	2,629,282	(166,034)
Land Acquisition	346,699	9,400	337,299	3,862,013	2,307,524	1,554,489
Capital Animal Costs	<u>141</u>	<u>2,153</u>	<u>(2,012)</u>	<u>32,366</u>	<u>21,759</u>	<u>10,607</u>
Total CapEx	1,951,363	1,032,043	919,320	23,906,912	12,451,316	11,455,596
Net Surplus/(Subsidy)	(2,897,758)	(4,347,448)	(1,449,690)	17,789,815	29,166,441	11,376,626

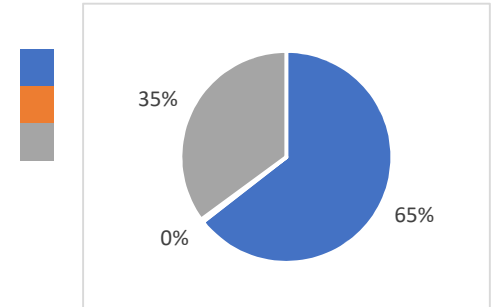
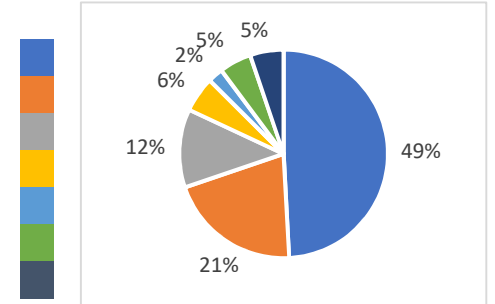


OCTOBER 17, 2019

	Actual Sep '18	Actual Sep '19	Fav (Unfav)	Actual YTD Sep'18	Actual YTD Sep '19	Fav (Unfav)
Revenue:						
General/SE Admissions	401,637	(15,367)	(417,004)	4,412,893	4,952,360	539,467
Guest Experience	66,499	61,606	(4,893)	911,098	901,312	(9,786)
Zoo Society	0	0	0	1,925,438	2,038,395	112,957
Souvenirs/Refreshments	379,998	389,985	9,987	1,349,731	1,453,124	103,393
Education	84,627	13,722	(70,905)	428,069	382,198	(45,871)
Rentals & Events	48,386	43,410	(4,976)	313,465	369,294	55,829
Consignment	75,074	17,343	(57,731)	270,880	34,696	(236,184)
Other	<u>1,265</u>	<u>15,869</u>	<u>14,604</u>	<u>7,452</u>	<u>12,787</u>	<u>5,335</u>
Total Revenue	1,057,486	526,568	(530,918)	9,619,026	10,144,166	525,140
OpEx:						
Salaries and Benefits	1,277,287	1,232,689	44,598	11,036,923	11,438,408	(401,485)
Contractual Services	5,991	8,087	(2,096)	143,337	144,471	(1,134)
Operations	<u>482,206</u>	<u>352,422</u>	<u>129,784</u>	<u>3,668,586</u>	<u>3,700,407</u>	<u>(31,821)</u>
Total OpEx	1,765,484	1,593,198	172,286	14,848,846	15,283,286	(434,440)
Op Surplus/(Subsidy)	(707,998)	(1,066,630)	(358,632)	(5,229,820)	(5,139,120)	90,700
CapEx:						
Capital Labor	0	4,669	(4,669)	32,322	31,125	1,197
Construction Expenses	247,092	(145,900)	392,992	1,969,114	1,666,872	302,242
Capital Equipment	(133)	45	(178)	311,540	140,146	171,394
Capital Animal Costs	<u>141</u>	<u>2,153</u>	<u>(2,012)</u>	<u>32,366</u>	<u>21,759</u>	<u>10,607</u>
Total CapEx	247,100	(139,033)	386,133	2,345,342	1,859,902	485,440
Net Surplus/(Subsidy)	(955,098)	(927,597)	27,501	(7,575,162)	(6,999,022)	576,140
Restricted Revenue	76,270	69,990	(6,280)	4,185,607	1,020,096	(3,165,511)
Restricted Expenses	<u>539,404</u>	<u>248,169</u>	<u>291,235</u>	<u>4,913,673</u>	<u>894,879</u>	<u>4,018,794</u>
Restricted Surplus/(Subsidy)	(463,134)	(178,179)	284,955	(728,066)	125,217	853,283



	Actual Sep '18	Actual Sep '19	Fav (Unfav)	Actual YTD Sep'18	Actual YTD Sep '19	Fav (Unfav)
Revenue:						
Greens Fees	379,335	490,981	111,646	2,823,299	3,148,164	324,865
Equipment Rentals	180,163	225,413	45,250	1,172,385	1,322,658	150,273
Food Service	112,383	121,824	9,441	811,376	779,149	(32,227)
Merchandise Sales	45,978	52,269	6,291	334,268	351,156	16,888
Pro Services	(1,974)	(5,491)	(3,517)	135,263	151,396	16,133
Driving Range	29,981	37,036	7,055	276,540	318,973	42,433
Other	<u>19,922</u>	<u>19,506</u>	<u>(416)</u>	<u>296,769</u>	<u>333,529</u>	<u>36,760</u>
Total Revenue	765,788	941,538	175,750	5,849,900	6,405,025	555,125
OpEx:						
Salaries and Benefits	335,968	359,433	(23,465)	2,938,132	3,176,780	(238,648)
Contractual Services	2,784	5,013	(2,229)	20,113	20,293	(180)
Operations	<u>219,387</u>	<u>235,849</u>	<u>(16,462)</u>	<u>1,850,111</u>	<u>1,729,840</u>	<u>120,271</u>
Total OpEx	558,139	600,295	(42,156)	4,808,356	4,926,913	(118,557)
Op Surplus/(Subsidy)	207,649	341,243	133,594	1,041,544	1,478,112	436,568
CapEx:						
Capital Labor	57,773	23,331	34,442	215,563	158,817	56,746
Construction Expenses	94,933	15,117	79,816	1,022,080	299,290	722,790
Capital Equipment	<u>43,706</u>	<u>1,825</u>	<u>41,881</u>	<u>630,923</u>	<u>823,321</u>	<u>(192,398)</u>
Total CapEx	196,412	40,273	156,139	1,868,566	1,281,428	587,138
Net Surplus/(Subsidy)	11,237	300,970	289,733	(827,022)	196,684	1,023,706

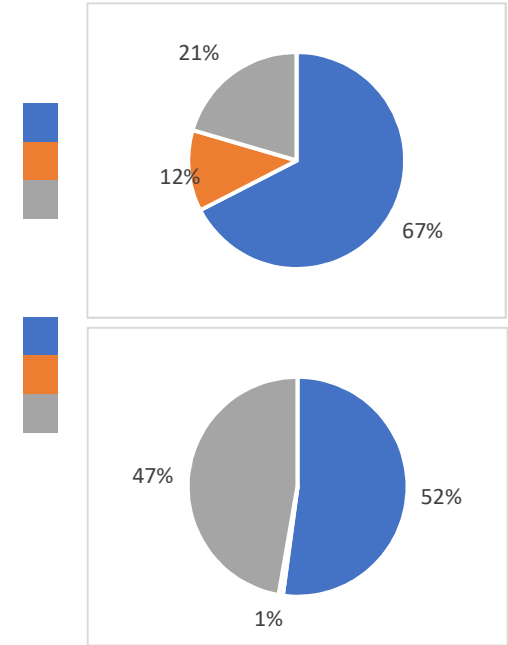


**Cleveland Metroparks
Financial Performance
9/30/2019
Golf Detail**

	Big Met (18)		Little Met (9)		Mastick Woods (9)		Manakiki (18)		Sleepy Hollow (18)	
	YTD Sep'18	YTD Sep '19	YTD Sep'18	YTD Sep '19	YTD Sep'18	YTD Sep '19	YTD Sep'18	YTD Sep '19	YTD Sep'18	YTD Sep '19
Operating Revenue	1,003,192	1,152,656	267,990	298,751	207,911	226,325	921,741	983,687	1,334,587	1,326,453
Operating Expenses	<u>744,386</u>	<u>732,063</u>	<u>217,823</u>	<u>213,638</u>	<u>197,530</u>	<u>201,920</u>	<u>649,705</u>	<u>673,331</u>	<u>1,035,796</u>	<u>1,050,892</u>
Operating Surplus/(Subsidy)	258,806	420,593	50,167	85,113	10,381	24,405	272,036	310,356	298,791	275,561
Capital Labor	0	0	0	0	0	0	2,930	0	2,125	34,303
Construction Expenses	32,034	0	0	0	0	0	25,484	0	4,563	287,397
Capital Equipment	<u>0</u>	<u>478,715</u>	<u>0</u>	<u>0</u>	<u>0</u>	<u>0</u>	<u>0</u>	<u>316,875</u>	<u>316,875</u>	<u>0</u>
Total Capital Expenditures	32,034	478,715	0	0	0	0	28,414	316,875	323,563	321,700
Net Surplus/(Subsidy)	226,772	(58,122)	50,167	85,113	10,381	24,405	243,622	(6,519)	(24,772)	(46,139)

	Shawnee Hills (27)		Washington Park (9)		Seneca (27)		Golf Admin		Total	
	YTD Sep'18	YTD Sep '19	YTD Sep'18	YTD Sep '19	YTD Sep'18	YTD Sep '19	YTD Sep'18	YTD Sep '19	YTD Sep'18	YTD Sep '19
Operating Revenue	922,644	919,964	358,186	400,887	816,330	1,071,390	17,319	24,912	5,849,900	6,405,025
Operating Expenses	<u>641,317</u>	<u>664,122</u>	<u>297,299</u>	<u>346,474</u>	<u>641,521</u>	<u>736,358</u>	<u>382,979</u>	<u>308,115</u>	<u>4,808,356</u>	<u>4,926,913</u>
Operating Surplus/(Subsidy)	281,327	255,842	60,887	54,413	174,809	335,032	(365,660)	(283,203)	1,041,544	1,478,112
Capital Labor	0	0	0	0	210,508	124,514	0	0	215,563	158,817
Construction Expenses	0	0	0	0	959,999	11,893	0	0	1,022,080	299,290
Capital Equipment	<u>43,706</u>	<u>3,356</u>	<u>0</u>	<u>0</u>	<u>111,208</u>	<u>24,375</u>	<u>159,134</u>	<u>0</u>	<u>630,923</u>	<u>823,321</u>
Total Capital Expenditures	43,706	3,356	0	0	1,281,715	160,782	159,134	0	1,868,566	1,281,428
Net Surplus/(Subsidy)	237,621	252,486	60,887	54,413	(1,106,906)	174,250	(524,794)	(283,203)	(827,022)	196,684

	Actual Sep '18	Actual Sep '19	Fav (Unfav)	Actual YTD Sep'18	Actual YTD Sep '19	Fav (Unfav)
Revenue:						
Concessions	434,319	453,654	19,335	3,728,130	4,173,257	445,127
Dock Rentals	6,947	3,558	(3,389)	734,928	749,552	14,624
Other	<u>159,738</u>	<u>171,038</u>	<u>11,300</u>	<u>1,266,974</u>	<u>1,266,936</u>	(38)
Total Revenue	601,004	628,250	27,246	5,730,032	6,189,745	459,713
OpEx:						
Salaries and Benefits	344,418	348,619	(4,201)	2,709,529	2,888,754	(179,225)
Contractual Services	5,351	3,822	1,529	35,425	35,701	(276)
Operations	<u>375,605</u>	<u>363,576</u>	<u>12,029</u>	<u>2,494,751</u>	<u>2,616,537</u>	<u>(121,786)</u>
Total OpEx	725,374	716,017	9,357	5,239,705	5,540,992	(301,287)
Op Surplus/(Subsidy)	(124,370)	(87,767)	36,603	490,327	648,753	158,426
CapEx:						
Capital Labor	0	4,711	(4,711)	1,063	5,333	(4,270)
Construction Expenses	61	1,904	(1,843)	21,911	139,244	(117,333)
Capital Equipment	<u>0</u>	<u>45</u>	<u>(45)</u>	<u>18,030</u>	<u>9,678</u>	<u>8,352</u>
Total CapEx	61	6,660	(6,599)	41,004	154,255	(113,251)
Net Surplus/(Subsidy)	(124,431)	(94,427)	30,004	449,323	494,498	45,175



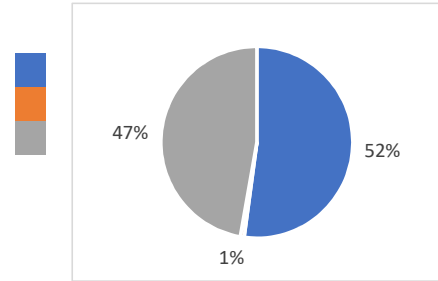
*Other includes Chalet, Hayrides, Aquatics and Misc.

Cleveland Metroparks
 Financial Performance
 9/30/2019
 Enterprise Detail

	Merwin's Wharf		EW Beach House		E55th Marina		E55th Restaurant			
	YTD Sep'18	YTD Sep '19	YTD Sep'18	YTD Sep '19	YTD Sep'18	YTD Sep '19	YTD Sep'18	YTD Sep '19		
Operating Revenue	1,880,174	2,067,163	847,721	808,158	854,710	851,046	486,151	731,301		
Operating Expenses	<u>1,768,168</u>	<u>1,784,115</u>	<u>625,543</u>	<u>604,629</u>	<u>323,661</u>	<u>362,762</u>	<u>435,042</u>	<u>573,431</u>		
Operating Surplus/(Subsidy)	112,006	283,048	222,178	203,529	531,049	488,284	51,109	157,870		
Capital Labor	0	5,333	0	0	0	0	0	0		
Construction Expenses	15,261	3,907	0	0	0	54,329	0	0		
Capital Equipment	<u>0</u>	<u>0</u>	<u>7,149</u>	<u>0</u>	<u>0</u>	<u>0</u>	<u>0</u>	<u>0</u>		
Total Capital Expenditures	15,261	9,240	7,149	0	0	54,329	0	0		
Net Surplus/(Subsidy)	96,745	273,808	215,029	203,529	531,049	433,955	51,109	157,870		
	Wildwood		Euclid Beach		EmerNeck Marina		EmerNeck Restaurant			
	YTD Sep'18	YTD Sep '19	YTD Sep'18	YTD Sep '19	YTD Sep'18	YTD Sep '19	YTD Sep'18	YTD Sep '19		
Operating Revenue	0	66,105	0	22,030	431,321	362,820	353,619	388,813		
Operating Expenses	<u>0</u>	<u>123,120</u>	<u>0</u>	<u>27,863</u>	<u>309,328</u>	<u>246,336</u>	<u>332,631</u>	<u>376,088</u>		
Operating Surplus/(Subsidy)	0	(57,015)	0	(5,833)	121,993	116,484	20,988	12,725		
Capital Labor	0	0	0	0	0	0	0	0		
Construction Expenses	0	48,294	0	0	558	3,101	0	7,232		
Capital Equipment	<u>0</u>	<u>0</u>	<u>0</u>	<u>0</u>	<u>0</u>	<u>0</u>	<u>0</u>	<u>1,375</u>		
Total Capital Expenditures	0	48,294	0	0	558	3,101	0	8,607		
Net Surplus/(Subsidy)	0	(105,309)	0	(5,833)	121,435	113,383	20,988	4,118		
	Edgewater Pier		Wallace Lake		Hinckley Lake		Huntington			
	YTD Sep'18	YTD Sep '19	YTD Sep'18	YTD Sep '19	YTD Sep'18	YTD Sep '19	YTD Sep'18	YTD Sep '19		
Operating Revenue	82,096	90,603	62,048	65,502	33,373	34,438	178,035	148,864		
Operating Expenses	<u>83,302</u>	<u>94,617</u>	<u>43,903</u>	<u>59,701</u>	<u>35,416</u>	<u>37,479</u>	<u>153,356</u>	<u>144,636</u>		
Operating Surplus/(Subsidy)	(1,206)	(4,014)	18,145	5,801	(2,043)	(3,041)	24,679	4,228		
Capital Labor	0	0	0	0	0	0	0	0		
Construction Expenses	0	0	0	0	0	0	0	0		
Capital Equipment	<u>0</u>	<u>0</u>	<u>1,915</u>	<u>0</u>	<u>0</u>	<u>0</u>	<u>0</u>	<u>1,416</u>		
Total Capital Expenditures	0	0	1,915	0	0	0	0	1,416		
Net Surplus/(Subsidy)	(1,206)	(4,014)	16,230	5,801	(2,043)	(3,041)	24,679	2,812		
	Chalet		Ledge Lake		Parking		Enterprise Admin		Total	
	YTD Sep'18	YTD Sep '19	YTD Sep'18	YTD Sep '19	YTD Sep'18	YTD Sep '19	YTD Sep'18	YTD Sep '19	YTD Sep'18	YTD Sep '19
Operating Revenue	201,705	228,742	182,871	190,396	136,208	133,764	0	0	5,730,032	6,189,745
Operating Expenses	<u>251,486</u>	<u>209,207</u>	<u>131,933</u>	<u>133,020</u>	<u>18,599</u>	<u>25,773</u>	<u>727,337</u>	<u>738,215</u>	<u>5,239,705</u>	<u>5,540,992</u>
Operating Surplus/(Subsidy)	(49,781)	19,535	50,938	57,376	117,609	107,991	(727,337)	(738,215)	490,327	648,753
Capital Labor	1,063	0	0	0	0	0	0	0	1,063	5,333
Construction Expenses	6,092	15,008	0	7,373	0	0	0	0	21,911	139,244
Capital Equipment	<u>0</u>	<u>4,276</u>	<u>0</u>	<u>0</u>	<u>0</u>	<u>0</u>	<u>8,966</u>	<u>2,611</u>	<u>18,030</u>	<u>9,678</u>
Total Capital Expenditures	7,155	19,284	0	7,373	0	0	8,966	2,611	41,004	154,255
Net Surplus/(Subsidy)	(56,936)	251	50,938	50,003	117,609	107,991	(736,303)	(740,826)	449,323	494,498

**Cleveland Metroparks
Financial Performance
9/30/2019
Nature Shops and Kiosks**

	Actual Sep '18	Actual Sep '19	Fav (Unfav)	Actual YTD Sep'18	Actual YTD Sep '19	Fav (Unfav)
Retail Revenue	55,176	49,261	(5,915)	474,062	527,638	53,576
OpEx:						
Salaries and Benefits	26,899	26,529	370	224,203	236,769	(12,566)
Contractual Services	0	0	0	11,114	5,757	5,357
Operations	<u>29,127</u>	<u>20,563</u>	<u>8,564</u>	<u>201,289</u>	<u>213,921</u>	<u>(12,632)</u>
Total OpEx	56,026	47,092	8,934	436,606	456,447	(19,841)
Op Surplus/(Subsidy)	(850)	2,169	3,019	37,456	71,191	33,735
CapEx:						
Capital Labor	0	0	0	0	0	0
Construction Expenses	0	0	0	0	0	0
Capital Equipment	<u>0</u>	<u>0</u>	<u>0</u>	<u>0</u>	<u>0</u>	<u>0</u>
Total CapEx	0	0	0	0	0	0
Net Surplus/(Subsidy)	(850)	2,169	3,019	37,456	71,191	33,735



**CLEVELAND METROPARKS
ACCOUNTS RECEIVABLE AND INVESTMENTS SCHEDULES
FOR THE MONTH ENDED SEPTEMBER 30, 2019**

ACCOUNTS RECEIVABLE

Current	Past Due			Total
	30 Days	60 Days	90 Days	
\$183,662	\$46,010	\$10,491	\$14,975	\$255,138

RANGER/COURT FINES RECEIVABLE

Total
\$47,398

INVESTMENTS

Date Placed	Bank	Description	Days of Duration	Rate	Date of Maturity	Interest Earned	EOM Balance
09/01/19	PNC Bank	Money Market (A)	29	1.06%	09/30/19	\$50	\$58,292
09/01/19	PNC Bank	Sweep Account (B)	29	1.93%	09/30/19	\$57,791	\$37,129,527
09/01/19	Fifth Third Securities	Money Market (C)	29	2.12%	09/30/19	\$2,107	\$1,233,341
Various	Fifth Third Securities	Certificates of Deposit (D)	29	Various	Various	\$0	\$500,000
09/01/19	STAR Ohio	State pool (E)	29	2.26%	09/30/19	\$22,098	\$12,122,445
09/01/19	STAR Plus	State pool (F)	29	2.25%	09/30/19	\$1,247	\$687,656

(A) Government Performance Money Market Account.

Investment balance ranged from \$58,242 to \$58,292 in September.

\$51,731,261

(B) Government Money Market Sweep Account.

Investment average monthly balance (AMB) for August was \$34,124,966. (Sweep interest is based on prior month's AMB).

(C) Federated Government Money Market Account used to temporarily reinvest Brokered Certificate of Deposit interest payments.

Investment balance ranged from \$1,231,234 to \$1,233,341 in September.

(D) Brokered Certificates of Deposit.

Maturities 10/07/19 at a rate of 1.30%.

(E) State Treasurer's Asset Reserve (STAR Ohio).

Investment balance ranged from \$12,100,347 to \$12,122,445 in September.

(F) State Treasurer's Asset Reserve Plus Account (STAR Plus)

Investment balance ranged from \$686,409 to \$687,656 in September.

CLEVELAND METROPARKS
Appropriation Summary - 2019

Object Code	Object Description	Original Budget			Total Prior Budget Amendments	Proposed Amendment #9 10/17/2019	Total
		Baseline Budget	Carry Over Encumbrances	Total			
OPERATING							
51	Salaries	\$ 53,558,482	\$ -	\$ 53,558,482	\$ (153,871)	\$ 167,911 A	\$ 53,572,522
52	Employee Fringe Benefits	18,477,174	20,446	18,497,620	77,549	-	18,575,169
53	Contractual Services	14,727,221	900,758	15,627,979	326,581	9,375 B	15,963,935
54	Office Operations	25,262,956	1,623,806	26,886,762	755,328	430,115 C	28,072,205
	Operating Subtotal	112,025,833	2,545,010	114,570,843	1,005,587	607,401	116,183,831
CAPITAL							
571	Capital Labor	1,110,000	-	1,110,000	14,000	-	1,124,000
572	Capital Materials	1,893,884	536,076	2,429,960	1,032,250	(70,644) D	3,391,566
573	Capital Contracts	14,432,303	3,682,444	18,114,747	4,046,908	281,000 E	22,442,655
574	Capital Equipment	2,670,302	280,328	2,950,630	379,665	105,790 F	3,436,085
575	Zoo Animals	75,000	-	75,000	(10,000)	-	65,000
576	Land	9,191,274	16,956	9,208,230	-	-	9,208,230
	Capital Subtotal	29,372,763	4,515,804	33,888,567	5,462,823	316,146	39,667,536
TOTALS							
Grand totals		\$ 141,398,596	\$ 7,060,814	\$ 148,459,410	\$ 6,468,410	\$ 923,547	\$ 155,851,367

CLEVELAND METROPARKS**Appropriations 2019 - Legend - Amendment #9****OPERATING****51 SALARIES**

\$	(16,500)	Transfer of appropriations from Seasonal Salaries to Misc. Contractual Services for NOW Corps Net budget effect is zero
\$	8,411	Transfer of restricted fund appropriations from Program Supplies, Training/Conference and Capital Materials to Seasonal Salaries to cover actual expenses Net budget effect is zero
\$	74,000	Increase in appropriations for Overtime to true up to actual results the original net budget for Asian Lantern Festival Appropriation increase is offset by increased event revenue
\$	110,000	Increase in appropriations for Overtime to revise and gross up the original net budget for Wild Winter Lights Appropriation increase is offset by event revenue
\$	(8,000)	Transfer of appropriations from Seasonal Salaries to Trash Collection to cover operating costs Net budget effect is zero

A	\$	167,911	Total increase (decrease) to Salaries
----------	----	---------	---------------------------------------

53 CONTRACTUAL SERVICES

\$	(1,000)	Transfer of appropriations from Misc. Contractual Services to Vehicle Repairs to cover necessary expenses Net budget effect is zero
\$	(450)	Transfer of appropriations from Maintenance Service Contracts to Tools & Minor Equipment to cover necessary expenses Net budget effect is zero
\$	485	Transfer of appropriations from Rental Equipment to Misc. Contractual Services to cover NPDES fees Net budget effect is zero
\$	16,500	Transfer of appropriations from Seasonal Salaries to Misc. Contractual Services for NOW Corps Net budget effect is zero
\$	(2,000)	Transfer of appropriations from Misc. Contractual Services to Training/Conferences to cover necessary expenses Net budget effect is zero
\$	(3,500)	Transfer of appropriations from Misc. Contractual Services to Portable Toilet Rental to cover actual expenses Net budget effect is zero
\$	(660)	Transfer of appropriations from Misc. Contractual Services to Food & Beverage for Resale to cover operating costs Net budget effect is zero

B	\$	9,375	Total increase (decrease) to Contractual Services
----------	----	-------	---------------------------------------------------

54 OFFICE OPERATIONS

\$	1,000	Transfer of appropriations from Misc. Contractual Services to Vehicle Repairs to cover necessary expenses Net budget effect is zero
\$	450	Transfer of appropriations from Maintenance Service Contracts to Tools & Minor Equipment to cover necessary expenses Net budget effect is zero
\$	2,000	Increase in appropriations for Enterprise Expenses for NCNC revenue-based programs Appropriation increase will be covered by increased program revenue
\$	500	Increase in appropriations for Enterprise Expenses for FallFest vendor fees Appropriation increase will be covered by increased program revenue
\$	(1,292)	Transfer of appropriations from Program Supplies to Office Furniture for WSC conference table Net budget effect is zero
\$	(485)	Transfer of appropriations from Rental Equipment to Misc. Contractual Services to cover NPDES fees Net budget effect is zero
\$	20,000	Transfer of appropriations from Capital Materials to Minor Computer Equipment to replace obsolete Golf computer systems Appropriation increase covered by donation from Strongsville Rotary Club

CLEVELAND METROPARKS**Appropriations 2019 - Legend - Amendment #9**

\$	(1,400)	Transfer of appropriations from Janitorial Supplies, Recycling & Minor Equip to Technology Equip to replace park manager computer Appropriation increase will be covered by new restricted fund donation
\$	2,000	Transfer of appropriations from Misc. Contractual Services to Training/Conferences to cover necessary expenses Net budget effect is zero
\$	3,500	Transfer of appropriations from Misc. Contractual Services to Portable Toilet Rental to cover actual expenses Net budget effect is zero
\$	(3,744)	Transfer of restricted fund appropriations from Program Supplies and Training/Conference to Seasonal Salaries to cover actual expenses Net budget effect is zero
\$	(4,639)	Transfer of restricted fund appropriations from Program Supplies and Tools/Minor Equipment to Capital Equipment for van for Youth Outdoors Net budget effect is zero
\$	(6,850)	Transfer of appropriations from Fuel for Resale to Capital Equipment to replace obsolete computers Net budget effect is zero
\$	153,887	Increase in appropriations for Credit Card Fees, Electricity, Rental Equip, etc. to true up to actual results the original net budget for Asian Lantern Festival Appropriation increase is offset by increased event revenue
\$	259,200	Increase in appropriations for Program Supplies, Rental Equipment, etc. to revise and gross up the original net budget for Wild Winter Lights Appropriation increase is offset by event revenue
\$	660	Transfer of appropriations from Misc. Contractual Services to Food & Beverage for Resale to cover operating costs Net budget effect is zero
\$	(1,123)	Transfer of appropriations from Misc. Capital Equipment to Capital Equipment for new laptop Net budget effect is zero
\$	8,000	Transfer of appropriations from Seasonal Salaries to Trash Collection to cover operating costs Net budget effect is zero
\$	(1,549)	Transfer of appropriations from Grounds Mgmt. Supplies to Capital Equipment for new ballfield bleachers Net budget effect is zero
<hr/>		
C	\$ 430,115	Total increase (decrease) to Office Operations
	\$ 607,401	TOTAL INCREASE (DECREASE) TO OPERATIONS

CLEVELAND METROPARKS**Appropriations 2019 - Legend - Amendment #9****CAPITAL****572 CAPITAL MATERIALS**

- \$ (45,000) Transfer of appropriations from Capital Materials to Capital Equipment for purchase of equipment at auction
Net budget effect is zero
- \$ 9,000 Transfer of appropriations from Capital Contracts to Capital Materials to over seed Phase III Seneca Project
Net budget effect is zero
- \$ (85,000) Transfer of appropriations from Capital Materials to Capital Contracts for Huntington improvements
Net budget effect is zero
- \$ (20,000) Transfer of appropriations from Capital Materials to Minor Computer Equipment to replace obsolete Golf computer systems
Appropriation increase covered by donation from Strongsville Rotary Club
- \$ (13,937) Transfer of appropriations from Capital Materials to Concession Equipment and Misc. Capital Equip. for needed Golf equipment
Net budget effect is zero
- \$ (4,667) Transfer of restricted fund appropriations from Capital Materials to Seasonal Salaries to cover actual expenses
Net budget effect is zero
- \$ 18,000 Increase in restricted fund appropriations for Plant Material associated with NOPEC tree planting grant
Appropriation increase covered by new restricted funds from NOPEC
- \$ 70,960 Increase in restricted fund appropriations for Capital Materials for Rocky River improvement projects
Appropriation increase covered by existing restricted funds

D \$ (70,644) Total increase (decrease) to Capital Materials

573 CAPITAL CONTRACTS

- \$ (9,000) Transfer of appropriations from Capital Contracts to Capital Materials to over seed Phase III Seneca Project
Net budget effect is zero
- \$ 140,000 Increase in appropriations for Capital Contracts for Huntington bathrooms, concession and site improvements
Appropriation increase covered by existing Endowment funds
- \$ 85,000 Transfer of appropriations from Capital Materials to Capital Contracts for Huntington improvements
Net budget effect is zero
- \$ 65,000 Increase in restricted fund appropriations for Capital Contracts for North Chagrin Nature-Based Preschool
Appropriation increase will be covered by new and existing restricted fund donations

E \$ 281,000 Total increase (decrease) to Capital Contracts

574 CAPITAL EQUIPMENT

- \$ 45,000 Transfer of appropriations from Capital Materials to Capital Equipment for purchase of equipment at auction
Net budget effect is zero
- \$ 30,000 Increase in restricted fund appropriations for Vehicles for 8-passenger van for Youth Outdoors
Appropriation increase will be covered by existing restricted funds
- \$ 1,292 Transfer of appropriations from Program Supplies to Office Furniture for WSC conference table
Net budget effect is zero
- \$ 13,937 Transfer of appropriations from Capital Materials to Concession Equipment and Misc. Capital Equip. for needed Golf equipment
Net budget effect is zero
- \$ 1,400 Transfer of appropriations from Janitorial Supplies, Recycling & Minor Equip to Technology Equip to replace park manager computer
Net budget effect is zero
- \$ 4,639 Transfer of restricted fund appropriations from Program Supplies and Tools/Minor Equipment to Capital Equipment for van for Youth Outdoors
Net budget effect is zero
- \$ 6,850 Transfer of appropriations from Fuel for Resale to Capital Equipment to replace obsolete computers
Net budget effect is zero

CLEVELAND METROPARKS**Appropriations 2019 - Legend - Amendment #9**

\$	1,123	Transfer of appropriations from Misc. Capital Equipment to Capital Equipment for new laptop Net budget effect is zero
\$	1,549	Transfer of appropriations from Grounds Mgmt. Supplies to Capital Equipment for new ballfield bleachers Net budget effect is zero
F	<u>\$ 105,790</u>	Total increase (decrease) to Capital Equipment
	<u>\$ 316,146</u>	TOTAL INCREASE (DECREASE) TO CAPITAL
	<u>\$ 923,547</u>	GRAND TOTAL - INCREASE (DECREASE) FOR AMENDMENT

2020 RATES & USER FEES

DESCRIPTION	GOLF DURING PEAK USE (MARCH-OCTOBER)	2019 RATES	PROPOSED 2020 RATES
BIG MET			
Greens Fees	9-hole Weekdays; Weekends and Holidays after 2 pm	\$16	\$16
	18-hole Weekdays; Weekends and Holidays after 2 pm	\$28	\$28
	Extra 9-hole Weekdays; Weekends and Holidays after 2 pm	\$12	\$12
	9-hole Weekends/Holidays before 2 pm	\$20	\$20
	18-hole Weekends/Holidays before 2 pm	\$34	\$34
	Extra 9-hole Weekends/Holidays before 2 pm	\$14	\$14
	Jr./Sr. 9-hole Weekdays; Weekends and Holidays after 2 pm	\$10.50	\$10.50
	Jr./Sr. 18-hole Weekdays; Weekends and Holidays after 2 pm	\$18	\$18
	Spectator (Walking)	\$3	\$3
Power Cars	Handicap Fee	\$40	\$40
	9-hole (per player/spectator; includes tax)	\$8	\$8
	18-hole (per player/spectator; includes tax)	\$14	\$14
Hand Carts	Extra 9-hole (per player/spectator; includes tax)	\$6	\$6
	9-holes	\$4	\$5
	18-holes	\$6	\$7
Club Rentals	9-hole regular clubs	\$10	\$10
	18-hole regular clubs	\$17	\$19
	9-hole junior clubs	\$6	\$7
	18-hole junior clubs	\$9	\$10
Golf Pro Lessons	Individual, Head Professional	\$40/half hour	\$40/half hour
		\$70/hour	\$70/hour
	Group up to 5	\$40 per person/hour	\$40 per person/hour
Golf Outings	Groups of 12 - 32 with tee times	Cart rental, Jr./ Sr. rates apply	
	Shotgun Starts, Partial or Modified Shotguns, 36-72 players	Sliding schedule ranging from \$44 to \$57/person for shotgun pricing including merchandise prize fund	
Ski Rentals	Cross Country Ski Rental – Adult, Weekdays	\$10 first hour, \$5 each extra hour	\$10 first hour, \$5 each extra hour
	Cross Country Ski Rental – Junior (12 & under), Weekdays	\$7 first hour, \$3 each extra hour	\$7 first hour, \$3 each extra hour
	Cross Country Ski Rental – Adult, Weekends & Holidays	12 first hour, \$5 each extra hour	12 first hour, \$5 each extra hour
	Cross Country Ski Rental – Junior (12 & under), Weekends & Holidays	\$8 first hour, \$3 each extra hour	\$8 first hour, \$3 each extra hour
Snow Shoe Rentals	Snow Shoe Rental – Adult, Weekdays	\$8 first hour, \$3 each extra hour	\$8 first hour, \$3 each extra hour
	Snow Shoe Rental – Junior (12 & under), Weekdays	\$5 first hour, \$2 each extra hour	\$5 first hour, \$2 each extra hour
	Snow Shoe Rental – Adult, Weekends & Holidays	\$10 first hour, \$3 each extra hour	\$10 first hour, \$3 each extra hour
	Snow Shoe Rental – Junior (12 & under), Weekends & Holidays	\$6 first hour, \$2 each extra hour	\$6 first hour, \$2 each extra hour
Clubhouse Room Rental	Year round	See concessions	See concessions
LITTLE MET			
Greens Fees	9-hole Weekdays; Weekends and Holidays after 2 pm	\$11.50	\$11.50
	9-hole Weekends/Holidays before 2 pm	\$13.50	\$13.50
	Jr./Sr. 9-hole Weekdays; Weekends and Holidays after 2 pm	\$8	\$8
	Spectator (Walking)	\$3	\$3
Power Cars	9-hole (per player/spectator; includes tax)	\$8	\$8
Hand Carts	9-hole	\$4	\$5
Club Rentals	9-hole regular clubs	\$10	\$10

DESCRIPTION	GOLF DURING PEAK USE (MARCH-OCTOBER)	2019 RATES	PROPOSED 2020 RATES	
Golf Outings	9-hole junior clubs	\$6	\$7	
	Groups 12-32 with tee times	Car rental, Jr./Sr. rates apply		
	Shotgun Starts	Sliding schedule range from \$23 to \$27/person including merchandise prize fund		
	Shotguns, Weekends before Memorial Day and in October	\$20.50 per player including merchandise prize fund		
MASTICK WOODS				
Greens Fees	9-hole Weekdays; Weekends and Holidays after 2 pm	\$11.50	\$11.50	
	9-hole Weekends/Holidays before 2 pm	\$13.50	\$13.50	
Foot Golf	Jr./Sr. 9-hole Weekdays; Weekends and Holidays after 2 pm	\$8	\$8	
	18-hole regular	\$10.50	\$10.50	
	18-hole Weekends/Holidays before 2 pm	\$12.50	\$12.50	
Power Cars	Spectator (Walking)	\$3	\$3	
	9-hole (per player/spectator; includes tax)	\$8	\$8	
Hand Carts	9-hole	\$4	\$5	
Club Rental	9-hole regular clubs	\$10	\$10	
	9-hole junior clubs	\$6	\$7	
Soccer Ball Golf Outings	Soccer Ball Rental	\$3	\$4	
	Groups of 12 - 32 with tee times	Car rental, Jr./Sr. rates apply		
	Shotgun Starts	Sliding schedule ranging from \$23-27/person including merchandise prize fund.		
	Shotguns, Weekends before Memorial Day and in Oct.	\$20.50 per player including merchandise prize fund		
MANAKIKI				
Greens Fees	9-hole Weekdays, (Mon-Thu); Weekends and Holidays after 2 pm	\$19	\$19	
	18-Hole Weekdays, (Mon-Thu); Weekends and Holidays after 2 pm	\$34	\$34	
	Extra 9-hole Weekdays, (Mon-Thu); Weekends and Holidays after 2 pm	\$15	\$15	
	9-hole Weekends/Holidays before 2 pm	\$27	\$27	
	18-hole Weekends/Holidays before 2 pm	\$44	\$44	
	Extra 9-hole Weekends/Holidays before 2 pm	\$17	\$17	
	9-hole Fridays	\$22	\$22	
	18-hole Fridays	\$38	\$38	
	Extra 9-hole Fridays	\$16	\$16	
	Jr./Sr. 9-hole Weekdays; Weekends and Holidays after 2 pm	\$12.50	\$12.50	
	Jr./Sr. 18-hole Weekdays; Weekends and Holidays after 2 pm	\$21	\$21	
	Jr./Sr. Extra 9-hole Weekdays; Weekends and Holidays after 2	\$8.50	\$8.50	
	Spectator (Walking)	\$3	\$3	
	Handicap Fee	\$40	\$40	
	Practice tee	\$4	\$5	
	Power Cars	9-hole (per player/spectator; includes tax)	\$8	\$8
		18-hole (per player/spectator; includes tax)	\$14	\$14
		Extra 9-hole (per player/spectator; includes tax)	\$6	\$6
	Hand Carts	9-hole	\$4	\$5
18-hole		\$6	\$7	
Club Rental	9-hole regular clubs	\$10	\$10	
	18-hole regular clubs	\$17	\$19	
Club Rental	9-hole junior clubs	\$6	\$7	
	18-hole junior clubs	\$9	\$10	

DESCRIPTION	GOLF DURING PEAK USE (MARCH-OCTOBER)	2019 RATES	PROPOSED 2020 RATES
Golf Pro Lessons	Individual-Head Professional	\$45/40minutes; \$80/hour	\$45/40minutes; \$80/hour
Golf Outings	Groups of 12 - 32 with tee times Shotgun Starts, Partial or Modified shotguns, 36 - 72 players	Cart rental, Jr./ Sr. rates apply Sliding schedule ranging from \$47- \$72/person for shotgun pricing including merchandise prize fund	
SLEEPY HOLLOW			
Greens Fees	9-hole Weekdays (Mon-Thu); Weekends and Holidays after 2 pm	\$19	\$19
	18-Hole Weekdays (Mon-Thu); Weekends and Holidays after 2 pm	\$34	\$34
	Extra 9-hole Weekdays (Mon-Thu); Weekends and Holidays after 2 pm	\$15	\$15
	9-hole Weekends/Holidays before 2 pm	\$27	\$27
	18-hole Weekends/Holidays before 2 pm	\$44	\$44
	Extra 9-hole Weekends/Holidays before 2 pm	\$17	\$17
	9-hole (Fridays)	\$22	\$22
	18-hole (Fridays)	\$38	\$38
	Extra 9-hole (Fridays)	\$16	\$16
	Jr./Sr. 9-hole	\$12.50	\$12.50
	Jr./Sr. 18-hole	\$21	\$21
	Jr./Sr. Extra 9-hole Weekdays; Weekends and Holidays after 2 pm	\$8.50	\$8.50
	Spectator (Walking)	\$3	\$3
	Handicap Fee	\$40	\$40
Power Cars	9-hole (per player/spectator; includes tax)	\$8	\$8
	18-hole (per player/spectator; includes tax)	\$14	\$14
	Extra 9-hole (per player/spectator; includes tax)	\$6	\$6
Hand Carts	9-hole	\$4	\$5
	18-hole	\$6	\$7
Club Rentals	9-hole regular clubs	\$10	\$10
	18-hole regular clubs	\$17	\$19
Driving Range	1/2/3 baskets	\$4.50/\$7.75/\$11	\$4.50/\$8/\$11.50
	Baker's Dozen	\$40	\$42
Golf Pro Lessons	Individual, Head Professional	\$55/1/2 hour \$100/hour w/video analysis	\$55/1/2 hour \$100/hour w/video analysis
	-2 hour package	\$200	\$200
	-3 hour package	\$270	\$270
	-10 hour package	\$800	\$800
Golf Outings	Groups of 12-32 with tee times Shotgun Starts, Partial or Modified Shotguns, 40-72 players	Car rental, Jr./Sr. rates apply Sliding schedule for new outings ranging from \$53-\$72/person for shotgun pricing including merchandise prize fund.	
SHAWNEE HILLS			
Greens Fees	9-hole Weekdays; Weekends and Holidays after 2 pm	\$16	\$16
	18-hole Weekdays; Weekends and Holidays after 2 pm	\$28	\$28
	Extra 9-hole Weekdays; Weekends and Holidays after 2 pm	\$12	\$12
	9-hole Weekends/Holidays before 2 pm	\$20	\$20
	18-hole Weekends/Holidays before 2 pm	\$34	\$34
	Extra 9-hole Weekends/Holidays before 2 pm	\$14	\$14
	Par 3 Weekdays	\$10.50	\$10.50
	Par 3 Weekends/Holidays	\$12.50	\$12.50
	Jr./Sr. 9-hole Weekdays; Weekends and Holidays after 2 pm	\$10.50	\$10.50

DESCRIPTION	GOLF DURING PEAK USE (MARCH-OCTOBER)	2019 RATES	PROPOSED 2020 RATES
	Jr./Sr. 18-hole Weekdays; Weekends and Holidays after 2 pm	\$18	\$18
	Extra 9-hole Jr./Sr Weekdays; Weekends and Holidays after 2 pm	\$7.50	\$7.50
	Jr./Sr. Par 3 Weekdays Only	\$7.50	\$7.50
Foot Golf	Spectator (Walking)	\$3	\$3
	18-hole Regular	\$10.50	\$10.50
	18-hole Weekends/Holidays before 2 pm	\$12.50	\$12.50
	Jr./Sr. 18-hole Weekdays; Weekends and Holidays after 2 pm	\$8	\$8
Power Cars	9-hole (per player/spectator; includes tax)	\$8	\$8
	18-hole (per player/spectator; includes tax)	\$14	\$14
	Extra 9-hole (per player/spectator; includes tax)	\$6	\$6
Hand Carts	9-hole	\$4	\$5
	18-hole	\$6	\$7
Club Rentals	9-hole regular clubs	\$10	\$10
	18-hole regular clubs	\$17	\$19
	9-hole junior clubs	\$6	\$7
	18-hole junior clubs	\$9	\$10
Soccer Ball Rental	Soccer Ball	\$3	\$4
Driving Range	1/2/3 baskets	\$4.50/\$7.75/\$11	\$4.50/\$8/\$11.50
	Baker's Dozen	\$40	\$42
Golf Pro Lessons	Individual, Professional	\$40/half hour; \$70/hour; \$80/hour w/video analysis	\$40/half hour; \$70/hour; \$80/hour w/video analysis
	Group Rate; up to 5 students	\$40/person/hour	\$40/person/hour
Golf Outings	Groups of 12 - 32 with tee times	Cart rental, Jr./Sr. rates apply	
	Shotgun Starts, Partial or Modified Shotguns, 40 - 72 players	Sliding schedule ranging from \$47-\$60/person for pricing including merchandise prize fund	
	Par 3 Shotgun Starts, Partial or Modified Shotguns, 40 - 72 players	Sliding schedule ranging from \$25-\$29/person for shotgun pricing including merchandise prize fund	
SENECA			
Greens Fees	9-hole Weekdays; Weekends and Holidays after 2 pm	\$16	\$16
	18-hole Weekdays; Weekends and Holidays after 2 pm	\$28	\$28
	Extra 9-hole Weekdays; Weekends and Holidays after 2 pm	\$12	\$12
	9-hole Weekends/Holidays before 2 pm	\$20	\$20
	18-hole Weekends/Holidays before 2 pm	\$34	\$34
	Extra 9-hole Weekends/Holidays before 2 pm	\$14	\$14
	Jr./Sr. 9-hole Weekdays; Weekends and Holidays after 2 pm	\$10.50	\$10.50
	Jr./Sr. 18-hole Weekdays; Weekends and Holidays after 2 pm	\$18	\$18
	Jr./Sr. Extra 9-hole Weekdays; Weekends and Holidays after 2 pm	\$7.50	\$7.50
	Spectator (Walking)	\$3	\$3
	Handicap Fee	\$40	\$40
	Practice tee	\$4	\$5
Power Cars	9-hole (per player/spectator; includes tax)	\$8	\$8
	18-hole (per player/spectator; includes tax)	\$14	\$14
	Extra 9-hole (per player/spectator; includes tax)	\$6	\$6
Hand Carts	9-hole	\$4	\$5
	18-hole	\$6	\$7
Club Rentals	9-hole regular clubs	\$10	\$10
	18-hole regular clubs	\$17	\$19
	9-hole junior clubs	\$6	\$7

GOLF		2019	PROPOSED
DESCRIPTION	DURING PEAK USE (MARCH-OCTOBER)	RATES	2020 RATES
Golf Pro Lessons	18-hole junior clubs	\$9	\$10
	Individual, Head Professional	\$45/40 minutes	\$45/40 minutes
		\$75/hour	\$75/hour
Golf Outings	Group Rate; 3 or more students	\$20/per person/hour	
	Groups of 12 - 32 with tee times	Car rental, Jr./Sr. rates apply	
	Shotgun Starts, Partial or Modified Shotguns, 40 - 72 players	Sliding schedule ranging from \$47 to \$60/person for shotgun pricing including merchandise prize fund	
WASHINGTON			
Greens Fees	9-hole Weekdays; Weekends and Holidays after 2 pm	\$11.50	\$11.50
	9-hole Weekends/Holidays before 2 pm	\$13.50	\$13.50
	Jr./Sr. 9-hole Weekdays & Holidays after 2 pm	\$8	\$8
	First Tee Junior 9-hole Weekdays Only	\$1	\$1
	Spectator (Walking)	\$3	\$3
Power Cars	9-hole (per player/spectator; includes tax)	\$8	\$8
Hand Carts	9-hole	\$4	\$4
Club Rentals	9-hole regular clubs	\$10	\$10
	9-hole junior clubs	\$6	\$7
Driving Range	1/2/3 baskets	\$4.50/\$7.75/\$11	\$4.50/\$8/11.50
	Baker's Dozen	\$40	\$42
	First Tee Junior 1 basket	\$1	\$1
Short Game Practice Area/ Putting Green	Ball stem and one hour use	\$4.50	\$5
	Ball Stem Combo Tube (one hour use & driving range)	\$6.50	\$7
Golf Pro Lessons	Individual, Head Professional	\$45/40 minutes; \$75/hour	\$45/40 minutes; \$75/hour
	Group Lesson, Two Students	\$35 each/45 minutes	\$35 each/45 minutes
	Group Lesson, Three Students	\$25 each/50 minutes	\$25 each/50 minutes
Golf Outings	Groups of 12 - 32 with tee times	Car rental, Jr./Sr. rates apply	
	Shotgun Starts	Sliding schedule ranging from \$23-\$27/person including merchandise prize fund	
	Shotguns, Weekends before Memorial Day and in Oct.	\$20.50 per player including merchandise prize fund	
ALL COURSES			
Bonus Rounds Annual Memberships	One year membership in the Bonus Rounds Program	\$30	\$30
	October-December	\$25	\$25
GOLF CONCESSIONS			
Concession	<i>Menu prices will fluctuate with suppliers, market value, availability and brands; however, prices will be set at fair and equitable value. Menu prices will be determined at the beginning of each respective season and will be available upon request.</i>		
Canopy Rental	Shawnee Hills & Seneca	<i>\$50 fee waived with \$100 concession purchase</i>	
	Big Met Grille Terrace Rental	<i>\$75 an hour, or \$450 for 6 hours or more.</i>	

DESCRIPTION	GOLF DURING PEAK USE (MARCH-OCTOBER)	2019 RATES	PROPOSED 2020 RATES
			Fee waived for golf outings that purchase greens fees, along with food & beverage.
	Sleepy Hollow Valley View Rental	\$100 an hour, or \$600 for 6 hours or more.	Fee waived for golf outings that purchase greens fees along with food & beverage.
	<p><i>Rates for juniors (17 & under) and seniors (persons age 60 and over) apply all day, Monday thru Friday, and weekends and holidays after 2 pm from the opening of the course through Tuesday after Columbus Day.</i></p> <p><i>Leagues are eligible for Bonus Rounds; however, individual golfers must each buy a membership. Individual golf outings, league or shotgun rates may vary based on course availability and/or market at the discretion of the Executive Director of Golf Operations.</i></p> <p><i>"Spring/Fall" (starts Tuesday after Columbus Day) and discounted rates (up to and including the fall rate) are dependent on course conditions and market.</i></p> <p><i>Note: Power car, hand cart and club rentals include sales tax. Golf outings/small group outings must be scheduled in advance by contract.</i></p> <p><i>Price modification can be initiated by the Executive Director of Golf Operations when utilizing marketing solutions like "Golf Now".</i></p>		

DESCRIPTION	DURING LOW USE (SPRING/FALL)	2019 RATES	PROPOSED 2020 RATES
BIG MET			
Greens Fees	9-hole Weekdays, Weekends & Holidays	\$12	\$12
	18-hole Weekdays, Weekends & Holidays	\$21	\$21
	Extra 9-hole Weekdays, Weekends & Holidays	\$9	\$9
	Replays	One free round per paid round, must purchase 18-holes, no rain checks. Monday - Thursday	One free round per paid round, must purchase 18-holes, no rain checks. Monday - Thursday
	9-hole Weekdays, Weekends & Holidays, Juniors & Seniors	\$9.50	\$9.50
	18-hole Weekdays, Weekends & Holidays, Juniors & Seniors	\$16	\$16
	Extra 9-hole Weekdays, Weekends & Holidays, Juniors & Seniors	\$6.50	\$6.50
	LITTLE MET		
Greens Fees	9-hole Weekdays, Weekends & Holidays (All Golfers)	\$8.50	\$8.50
	Replays	One free round per paid round must purchase 9-holes, no rain checks Monday - Thursday	One free round per paid round must purchase 9-holes, no rain checks Monday - Thursday
MASTICK WOODS			
Greens Fees	9-hole Weekdays, Weekends & Holidays (All Golfers)	\$8.50	\$8.50
	Replays	One free round per paid round must purchase 9-holes, no rain checks Monday - Thursday	One free round per paid round must purchase 9-holes, no rain checks Monday - Thursday
Foot Golf	18-hole (All golfers)	\$7.50	\$7.50
MANAKIKI			
Greens Fees	9-hole Weekdays, Weekends & Holidays	\$15	\$15
	18-Hole Weekdays, Weekends & Holidays	\$24	\$24
	Extra 9-hole Weekdays, Weekends & Holidays	\$9	\$9
	An additional \$.50 fee applies to 9-holes on Weekends & Holidays during low use		
	An additional \$1 fee applies to 18-holes on Weekends & Holidays during low use		
	Replays	One free round per paid round, must purchase 18-holes, no rain checks Monday - Thursday	One free round per paid round, must purchase 18-holes, no rain checks Monday - Thursday
	9-hole Weekdays, Weekends & Holidays, Juniors & Seniors	\$11.50	\$11.50
	18-hole Weekdays, Weekends & Holidays, Juniors & Seniors	19	19
Extra 9-hole Weekdays, Weekends & Holidays, Juniors & Seniors	\$7.50	\$7.50	

DESCRIPTION	DURING LOW USE (SPRING/FALL)	2019 RATES	PROPOSED 2020 RATES	
SLEEPY HOLLOW				
Greens Fees	9-hole Weekdays, Weekends & Holidays	\$15	\$15	
	18-Hole Weekdays, Weekends & Holidays	\$24	\$24	
	Extra 9-hole Weekdays, Weekends & Holidays	\$9	\$9	
	<i>An additional \$.50 fee applies to 9-holes on Weekends & Holidays during low use</i>			
	<i>An additional \$1 fee applies to 18-holes on Weekends & Holidays during low use</i>			
	Replays	One free round per paid round, must purchase 18-holes, no rain checks Monday - Thursday	One free round per paid round, must purchase 18-holes, no rain checks Monday - Thursday	
	9-hole Weekdays, Weekends & Holidays, Juniors & Seniors	\$11.50	\$11.50	
	18-hole Weekdays, Weekends & Holidays, Weekends, Juniors & Seniors	\$19	\$19	
	Extra 9-hole Weekdays, Weekends & Holidays, Juniors & Seniors	\$7.50	\$7.50	
SHAWNEE HILLS				
Greens Fees	9-hole Weekdays, Weekends & Holidays	\$12	\$12	
	18-hole Weekdays, Weekends & Holidays	\$21	\$21	
	Extra 9-hole Weekdays, Weekends & Holidays	\$9	\$9	
	Replays	One free round per paid round, must purchase 18-holes, no rain checks Monday - Thursday	One free round per paid round, must purchase 18-holes, no rain checks Monday - Thursday	
	Par 3 Weekdays, Weekends & Holidays	\$7.50	\$7.50	
	Par 3 Replays	One free round per paid round, must purchase 9-holes, no rain checks Monday - Thursday	One free round per paid round, must purchase 9-holes, no rain checks Monday - Thursday	
	9-hole Weekdays, Weekends & Holidays, Juniors & Seniors	\$9.50	\$9.50	
	18-hole Weekdays, Weekends & Holidays, Weekends, Juniors & Seniors	\$16	\$16	
	Extra 9-hole Weekdays, Weekends & Holidays, Juniors & Seniors	\$6.50	\$6.50	
	Foot Golf	18-hole (All golfers)	\$7.50	\$7.50
	SENECA			
Greens Fees	9-hole Weekdays, Weekends & Holidays	\$12	\$12	
	18-hole Weekdays, Weekends & Holidays	\$21	\$21	
	Extra 9-hole Weekdays, Weekends & Holidays	\$9	\$9	
	Replays	One free round per paid round, must purchase 18-holes, no rain checks Monday - Thursday	One free round per paid round, must purchase 18-holes, no rain checks Monday - Thursday	
	9-hole Weekdays, Weekends & Holidays, Juniors & Seniors	\$9.50	\$9.50	

DESCRIPTION	DURING LOW USE (SPRING/FALL)	2019 RATES	PROPOSED 2020 RATES
	18-hole Weekdays, Weekends & Holidays, Juniors & Seniors	\$16	\$16
	Extra 9-hole Weekdays, Weekends & Holidays, Juniors & Seniors	\$6.50	\$6.50
WASHINGTON			
Greens Fees	9-hole Weekdays, Weekends & Holidays (All Golfers)	\$8.50	\$8.50
	Replays	One free round per paid round, must purchase 9-holes, no rain checks Monday - Thursday	One free round per paid round, must purchase 9-holes, no rain checks Monday - Thursday

2020 RATES & USER FEES

DESCRIPTION	ZOO	2019 RATES	PROPOSED 2020 RATES	
Admissions	Adult (ages 12 and over)	\$16.95*	\$16.95*	
	Senior (ages 62 and over)	\$14.95*	\$14.95*	
	Junior (ages 2 to 11)	\$12.95*	\$12.95*	
	Child (under 2 years of age)	Free	Free	
	Zoo Society members (<i>general membership fees are remitted to Cleveland Metroparks semi-annually</i>)	Free	Free	
	In-County School Groups – Ages 2-17	\$2.00**	\$2.00**	
	In-County School Group Chaperones – Ages 18+	\$2.00**	\$2.00**	
	Out-of-County School Groups – Ages 2-17	\$6.00**	\$6.50	
	Out-of-County School Group Chaperones – Ages 18+	\$8.00**	\$6.50	
	Youth Groups – Ages 2- 17	\$6.00**	\$6.50	
	Youth Group Chaperones – Ages 18+	\$8.00**	\$6.50	
	Groups	\$10.00 - \$12.50***		
	Walks and Runs	\$6.00/\$4.00	\$6.50	
	Military (and immediate family)	50% off (up to 6)	\$10.00	
	Reciprocal Zoo Membership	50%	\$8.50	
	Rainforest Admission on Free Monday	\$6.50/\$5.50/\$4.50	\$5.50	
	<i>Free Hours: Residents of Cuyahoga County and Hinckley Township of Medina County will receive fee-exempt Zoo only admission on Mondays except legal holidays that fall between Memorial Day-Labor Day.</i>			
	Giraffe Feeding	General Public (ages 2 and older)	\$2.50 (3 for \$5)	\$2.50 (3 for \$5)
		Zoo Society Members	\$2.50 (3 for \$5)	\$2.50 (3 for \$5)
Birthday Party Package	<i>Cleveland Zoological Members only (ages 2-12)</i>			
	<i>Admission to Zoo and The RainForest, selected food packages and exclusive use of the Orchid Room (for two hours) in The RainForest. Arrangements are made in advance through the Special Events and Experiences office, maximum of 20 guests. (Aramark remits food sales monthly).</i>			
	Birthday Party Package	\$415.00-\$500.00	\$415.00-\$500.00	
	Face Painting	\$75.00	\$75.00	
	Stuff-a-Plush	\$125.00	\$125.00	
	Live Animal Encounter	\$150.00	\$150.00	
Other Fees	4D Theater	\$4.00	\$4.00	
	Nectar (seasonal)	\$2.50	\$2.50	
	Train (per person charge)	\$2.50	\$2.50	
	Camel Rides (per person charge)	\$6.00	\$6.00	
	Zoo Keys	\$3.00	\$3.00	
	Dinosaurs			
	General Public		\$3.00	
	Zoo Society Members		\$2.00	
	Groups		\$2.00	
	Total Experience Package: (includes unlimited Zoo Key, Train, 4D Theater & Carousel; also receive \$1.00 off Giraffe Feed, Lorikeet Feed, Camel Ride, Dinosaurs)			
	General Public	\$9.95****	\$9.95****	
	Zoo Society Members	\$8.95****	\$8.95****	
	Value Ticket (includes single use of carousel OR train, AND Dinosaurs in 2020).			
General Public	\$5.75	\$7.75		
Zoo Society Members	\$5.25	\$7.25		

DESCRIPTION	ZOO	2019 RATES	PROPOSED 2020 RATES
Annual Total Experience Package (for CZS Members): (includes Zoo Key, Train, 4D Theater & Carousel; also receive \$1.00 off Giraffe Feed, Lorikeet Feed, Camel Ride)			
	Family, Family Plus and Family Select Memberships	\$84.00	\$84.00
	Zoo Society Members	\$54.00	\$54.00
	Education Classes (<i>depending upon nature of program</i>)	\$4.00-\$7,000.00	\$4.00-\$7,000.00
	Out-of-County outreach "Traveling Professor Wylde"	\$100.00-\$800.00	\$100.00-\$800.00
	Carousel - General Public	\$3.00	\$3.00
	Carousel - Zoo Society Members	\$2.50	\$2.50
	Unlimited Carousel Ride Pass General Public	\$8.00	\$8.00
	Unlimited Carousel Ride Pass Zoo Society Members	\$6.00	\$6.00
Zoo Rentals	The RainForest	\$100.00-\$15,000.00	\$100.00-\$15,000.00
	1-800 People	\$3,000.00	\$3,000.00
	Non-profit organization	20% discount	20% discount
	Stillwater Place (<i>Price to be quoted based on number of attendees and additional needs including food</i>)	\$50.00-\$30,000.00	\$50.00-\$30,000.00
	Windows on the World Room	\$75.00/hour-2 hour minimum	\$75.00/hour-2 hour minimum
	Auditorium	\$75.00/hour-2 hour minimum	\$75.00/hour-2 hour minimum
	Palava Hut	\$1,000.00/day	\$1,000.00/day
	Tucker Court	\$300.00/day	\$300.00/day
	Primate Canopy	\$300.00/day	\$300.00/day
	Waterfowl Lake Tent	\$300.00/day	\$300.00/day
	Carousel 1 (formerly Savanna Ridge)	\$300.00/day	\$300.00/day
	Carousel 2 (formerly Wild Wings)	\$300.00/day	\$300.00/day
	Primate, Cat & Aquatics	\$1,200.00/night	\$1,200.00/night
	Reinberger Homestead	\$800.00/night	\$800.00/night
	Wolf Cabin	\$800.00/night	\$800.00/night
	African Elephant Crossing	\$1,500.00/night	\$1,500.00/night
	Wade Hall and Deck	\$1,000.00/night	\$1,000.00/night
	Photos	\$100.00/hr	\$100.00/hr
	Premium Live Animal Encounter - Events	\$500.00	\$500.00
	Live Animal Encounter - Events	\$150.00	\$150.00
Ceremonies	\$500.00/90 min.	\$500.00/90 min.	

Groups: A group shall consist of 20 or more people. Arrangements for rates shall be made at least one month prior to visit. Payment must be received at least 72 hours prior to visit.

- Groups that have not paid in advance will be cancelled and charged full admission at the gate.
- Groups/admissions/rental fees may vary based on availability and/or market at the discretion of the Executive Director of Cleveland Metroparks Zoo.

School groups: All school and groups, public or private, registered with the State Department of Education as a school and having an IRN number. **Minimum group size: five (5) students and one (1) teacher.**

Youth groups: Groups such as youth groups, church groups, boy and girl scouts and YMCA/YWCA, pre-schools and headstarts not contained in a school building. **Minimum group size: five (5) students and one (1) adult.**

- For all School groups and Youth Groups may receive one free chaperone admission for each set of 10 juniors (ages 2-17) registered in advance. Additional chaperones will receive **discounted** admission if registered in advance.**
- A ratio of one (1) chaperone for every 10 students is the minimum required for all School Groups and Youth Groups. Bus driver for pre-registered group enters free.

Visitors with Disabilities: With a reservation, and at least five (5) clients, all **groups of people with disabilities** (physical and developmental) are admitted for \$2.00 per person, regardless of residency status. **This group type cannot receive discounted admission for more chaperones than clients (max 1:1 ratio).**

Zoo-related organizations: Upon presentation of identification and/or membership cards, members of these organizations will be admitted free to the Zoo and The RainForest: AZA, AAZK, AAZV and Intermuseum Council.

* \$2.00 discount for admission tickets purchased online

** One chaperone receives free admission per 10 junior admissions (ages 2-17) in advance. Additional chaperones for In-County School Groups (\$2.00), Out-of-County School Groups (\$6.50) and Youth Groups (\$6.50) at discounted rate.

*** Price range pending finalization of group bundling conversation

		CURRENT 2019-2020 SEASON RATES	PROPOSED 2020/2021 SEASON RATES
DESCRIPTION	CHALET		
Spring, Summer & Fall Rentals			
<i>March 16-Nov. 14 Sat/Sun</i>	Basic Chalet/Tent	\$600	\$600
	Chalet/Tent/Concessions	\$650	\$650
<i>10:30am-10:30pm</i>	Early Entry	\$65/hr	\$75/hr
	3-Hour Pre-Event Planning	\$300	\$300
<i>10:30pm-midnight Sat/Sun</i>	After Hours Fee	\$100/hr	\$100/hr
	Wedding & Special Event Package	\$1,300	\$1,300
<i>10:30am -10:30pm Mon-Fri</i>	<i>(Includes building, concession, 2-tents, 3-hours pre-event planning, janitorial services after event – 150 guests or less)</i>		
	Wedding & Special Event Package	\$1,250	\$1,250
<i>10:30am-10:30pm Half Day - PM Fri. Evening</i>	<i>(Includes building, concession, 2-tents, 3-hours pre-event planning, janitorial services after event – 150 guests or less)</i>		
	Ranger	Current Rate	Current Rate
<i>5:00pm-10:30pm</i>	After Hours Fee	\$100/hr	\$100/hr
	Basic Chalet/Tent	\$400	\$400
	Chalet Concession	\$450	\$450
	Early Entry	\$65/hr	\$75/hr
	Hourly Rental (2 hour minimum) as available	\$85/hr	\$85/hr
	Additional Charges:		
	Rangers	Current Rate	Current Rate
	Hayride: 4 trips minimum/maximum 25 riders	\$300	\$300
	4-6 trips	\$65/each trip over 4	\$65/each trip over 4
	7-12 trips	\$65/each wagon over 6	\$65/each wagon over 6
	13 or more trips	\$65/each wagon over 12	\$65/each wagon over 12
	Tent Rental (small size available)	\$40-\$350	\$40-\$350
<i>Business Day Mon-Fri 8am-4pm</i>	Basic Chalet/Tent	\$400	\$450
	Chalet/Refrigerator/Tent	\$450	\$500
	Early Entry	\$65/hr	\$75/hr
	Birthday Party Rental (<i>During Public Hours-Designated Times. Food must be purchased from Concession. May bring a birthday cake.</i>)	\$50	\$50
	Season Passes		
	-Individual Adult	\$60	\$60
	-Individual Child	\$50	\$50
	-Family (up to 4)	\$150	\$150
	Pre-Holiday Season Pass (through December 24th)		
	-Individual Adult	\$54	\$54
	-Individual Child	\$45	\$45
	-Family (up to 4)	\$135	\$135
<i>Weekends/Holidays</i>	Admission		
	-Adult	\$12	\$12
	-Child	\$10	\$10
	-One Ride Ticket	\$6	\$6
	-One Ride Upgrade (adult/child)	\$6/\$4	\$6/\$4
	Group Admission		
	-Adult	\$11	\$11
	-Child	\$9	\$9
<i>Discount</i>	Locker Fees	\$0.75	\$0.75
	Military Discount (maximum 6 people – Military ID required)	50% off	50% off

DESCRIPTION	CHALET	CURRENT 2019-2020 SEASON RATES	PROPOSED 2020/2021 SEASON RATES
	Private Rental		
	-100 patrons, 3-hr rental	\$800	\$800
	-Over 100 patrons	\$8/each	\$9/each
	-Additional hour of private tobogganing following initial 3 hr rental – 100 patrons	\$225	\$250
	Early Entry (Set Up)	\$65/hr	\$65/hr
	-After Event Building Use (Non Tobogganing)	\$100/hr	\$100/hr
	Additional Charges		
	-Ranger	Current Rate	Current Rate
	Small Group Party Rental (Maximum 150 Riders) <i>(Available Fridays Public Hours Only, excludes Holiday Hours. Other discounts and rates do apply.)</i>		
	-30 riders for 4 hour period	\$300	\$300
	-Maximum 50 riders per group – Rate Per Person over 30	\$8/each	\$9/each
Sat. Evening 6-10pm Hayrides, Square Dance, Designated Dates Only	Public Per-Person admission Saturday/Tractor/Dance (6-10 pm)		
	-Adult	\$9	\$9
	-Child	\$7	\$7
	Group Rates – Building, Grounds and Concession Open		
	Day Rides		
Designated Dates, 10am-2pm	-Preschool & Seniors pre-arranged	\$120/wagon	\$120/wagon
Saturday Evenings 6-10 pm	-Tractor-Drawn Wagons	\$175/tractor	\$175/tractor
	Public Hayrides pre-arranged tractor-drawn wagons; includes square dance (Saturday Evenings)	\$175/wagon	\$175/wagon
	Canopy Rental Packages		
	Saturday Hayrides		
	-Tent Rental Only	\$200	\$200
	-Tent and 1 Hay Wagon	\$350	\$350
	-Tent and 2 Hay Wagons	\$500	\$500
	-Tent and 3 Hay Wagons	\$650	\$650
	-Tent and 4 Hay Wagons	\$800	\$800
	No Public Hayrides on Sunday		
Various Times: Sunday Private Package 3hrs-4 hayrides	3 - Tractor drawn, private wagon with building rental	\$500	\$500
	Concessions		
Oct. 14-March 16	<i>Menu prices will fluctuate with suppliers, market value, availability and brands; however, prices will be set at fair and equitable value. Menu prices will be determined at the beginning of each respective season, and will be available upon request</i>		
With rental, 2 weeks advance notice; payment 2 weeks prior to event with final deposit	Carbonated beverages (includes ice) – 12oz cans	\$20/case	\$20/case
	Ice (per bag)	\$3	\$3
	Coffee – 64oz pot, 20oz coffee packet filter, cream, sugar & stirrers	\$10	\$10
	Coffee Cups – Sleeve of 50, 12oz, hot cups	\$8	\$8
	Toboggan Season Buffet	<i>Items/prices vary, depending upon request</i>	
	<i>Manager approved discounted rates may apply based on market and/or availability. Non-profit organizations receive a 10% discount on spring, summer and fall rentals.</i>		

DESCRIPTION	LEDGE POOL/WALLACE LAKE	2019 RATES	PROPOSED 2020 RATES
Ledge Pool & Recreation Area	<u>Advanced Sale – Season Pass</u>		
	-Individual (tax district)	\$70	\$70
	-Individual (non-tax district)	\$85	\$85
	-Family (2-6 people, tax district)	\$115	\$115
	-Family (2-6 people, non-tax district)	\$145	\$145
	<i>(Pre-Season; December – May 1st \$10 Discount for Individual and \$15 Discount for Family)</i>		
	<u>Season Pass</u>		
	-Individual (tax district)	\$80	\$80
	-Individual (non-tax district)	\$95	\$95
	-Family (2-6 people, tax district)	\$130	\$130
	-Family (2-6 people, non-tax district)	\$160	\$160
	-Season Pass ID Replacement	\$3	\$3
	-Child Care Provider/Additional Family Member Pass	\$45	\$45
	<u>Admissions</u>		
	-Adult	\$7	\$7
	-Child (3-11 years)	\$6	\$6
	-Child (2 years and under)	Free	Free
	-Senior (65 and over)	Free	Free
	-Advanced sale swim ticket	\$5	\$5
	Admission Discount	<u>Military Discount (maximum 6 people – Military ID required)</u>	50% off
	<u>Swim Lessons</u>		
	-Non-member	\$65	\$70
	-Member	\$45	\$50
	<u>Junior Lifeguarding Course</u>		
	-Non-member	\$65	\$70
	-Member	\$45	\$50
	<u>Lifeguard Course</u>		
	-Full Course	\$215	\$215
	-Review Course	\$90	\$90
	-Waterfront Lifeguard Module	\$35-\$85	\$90
	<u>Lifeguard Instructor Course</u>	\$215	\$215
	<u>Water Safety Instructor Course</u>	\$215	\$215
	<u>Pool Party Rental Package (tent/tables plus admission for up to 15)</u>		
	-Non-member	\$90	\$100
	-Member	\$65	\$75
	<u>Private Pool Party Rentals</u>		
	-Private Rental with 3 Lifeguards	\$200	\$215
	-Non-profit Groups/Employees	\$150	\$165
	<u>ARC Babysitter's Training</u>		
	-Non-member	\$80	\$80
	-Member	\$60	\$60
	<u>ARC CPR for the Professional Rescuer Challenge Course</u>	\$50-\$80	\$50-\$80
	<u>ARC Community CPR/First Aid</u>	\$50-\$80	\$50-\$80
	<u>Private Swim Lesson</u>	\$25	\$25
	<u>Boy Scout/Girl Scout Swim Badge Assessment</u>	\$15	\$15
	<u>Paddleboat</u>		
	-2-3 Person Rental for ½ hour	\$12	\$12
	-4-5 Person Rental for ½ hour	\$12	\$12
	-2-3 Person Rental for 1 hour	\$15	\$15
	-4-5 Person Rental for 1 hour	\$15	\$15
Ledge Rock Café Food Concession	<i>Menu Prices will fluctuate with suppliers, market value, availability and brands; however, prices will be set at a fair and equitable value. Menu prices will be determined at the beginning of each respective season and will be available upon request</i>		
Wallace Lake	<u>Paddleboats</u>		
	-2-3 Person Rental for ½ hour	\$12	\$12
	-4-5 Person Rental for ½ hour	\$12	\$12

DESCRIPTION	<u>LEDGE POOL/WALLACE LAKE</u>	2019 RATES	PROPOSED 2020 RATES
Wallace Lake Concession	-2-3 Person Rental for 1 hour	\$15	\$15
	-4-5 Person Rental for 1 hour	\$15	\$15
	<i>Kayaks</i>		
	-1-Person Rental for 1 hour	\$20	\$20
	<i>Stand-up Paddle Board Rental</i>		
	-1 hour	\$20	\$20
	<i>Menu Prices will fluctuate with suppliers, market value, availability and brands; however, prices will be set at a fair and equitable value. Menu prices will be determined at the beginning of each respective season and will be available upon request</i>		

DESCRIPTION	<u>OUTDOOR EXPERIENCES</u>	2019 RATES	PROPOSED 2020 RATES
Outdoor Experiences	Classrooms and Conference Rooms	\$25-\$100/hr	\$25-\$100/hr
	Bus Tours	\$15-\$1,500	\$15-\$1,500
	Brecksville Nature Center Water Lab (<i>Groups up to 30 participants</i>) (<i>May-Oct.</i>)	\$30-\$70	\$30-\$70
	Summer Day Camps	\$30-\$500	\$30-\$500
	Value added public programs	\$2-\$300	\$2-\$300
	O.R. Programs (<i>See specific course offerings in catalogs</i>)	\$5-\$1,200	\$5-\$1,200
	O.R. Equipment Rentals	\$5-\$100	\$5-\$100
	Group Programs	\$30-\$1,000	\$30-\$1,000
	Out of County Programs		\$50-\$500

DESCRIPTION	PARK OPERATIONS/RANGER DEPARTMENT/MARINAS	2019 RATES	PROPOSED 2020 RATES	
Park Operations	<u>Conference Room Rentals – Weekdays & Weekends</u>			
	- Hickory Room (seats 70 max. auditorium style 50 max. classroom style)	\$75/hr (2hr. min.)	\$75/hr (2hr. min.)	
	<i>(Includes use of room, kitchen with microwave and refrigerator (no stove) and building host fee; room set up; dishes/silverware/tablecloths/pitchers/cups/glasses, dry erase board with markers)</i>			
	<u>Overhead Computer Projector Rental</u>	\$25/hr.	\$25/hr.	
	<u>Fishing Guide Permit</u>			
	-In County	\$50/annually	\$50/annually	
	-Out of County	\$100/annually	\$100/annually	
	<i>Note: Rentals are not available for groups or organizations who produce revenue from event or program taking place while renting a facility. For community groups, clubs, corporate, business etc.</i>			
	Ranger Department	<u>Parking/Boat Launch Violation Fees</u>		
		General Offense Parking/Boat Launch Ticket		
-Fine remitted within 30 days		\$25	\$25	
-Fine remitted within 30-59 days		\$50	\$50	
-Fine remitted within 60-90 days		\$100	\$100	
Handicapped Parking Violation Fees				
-Fine remitted within 30 days		\$250	\$250	
-Fine remitted within 30-59 days		\$350	\$350	
-Fine remitted within 50-90 days		\$500	\$500	
Rivergate Heritage Parking		351.03 Prohibited Standing or Parking Spaces:		
	-A1 On sidewalk or trail; within 10 days	\$15	\$15	
	-A1 On sidewalk or trail; after 10 days	\$25	\$25	
	-A2 In front of driveway; within 10 days	\$15	\$15	
	-A2 In front of driveway; after 10 days	\$25	\$25	
	-A4 Within 10 ft of fire hydrant; within 10 days	\$15	\$15	
	-A4 Within 10 ft of fire hydrant; after 10 days	\$25	\$25	
	-A5 On crosswalk; within 10 days	\$15	\$15	
	-A5 On crosswalk; after 10 days	\$25	\$25	
	-A14 Where signs prohibit parking; within 10 days	\$15	\$15	
	-A14 Where signs prohibit parking; after 10 days	\$25	\$25	
	-A15 Within one foot of another parked vehicle; within 10 days	\$15	\$15	
	-A15 Within one foot of another parked vehicle; after 10 days	\$25	\$25	
	-A16 Parking lot, fee required; within 10 days	\$20	\$20	
	-A16 Parking lot, fee required; after 10 days	\$30	\$30	
	-351.04 Parking; handicapped location; within 10 days	\$40	\$40	
	-351.04 Parking; handicapped location; after 10 days	\$50	\$50	
	<u>Ranger Special Detail Fees for patron-reserved park events</u>		\$45	\$45
	E. 55 th Marina	<i>(January 1-December 31)</i>		
		24' Dock (April 15-October 16)	\$1,320	\$1,320
28' Dock (April 15-October 16)		\$1,543	\$1,543	
30' Dock (April 15-October 16)		\$1,654	\$1,654	
32' Dock (April 15-October 16)		\$1,764	\$1,764	
36' Dock (April 15-October 16)		\$1,984	\$1,984	
40' Dock (April 15-October 16)		\$2,205	\$2,205	
Winter Storage (October 16-April 15)		\$275	\$275	
Fall Extended Transient Dockage		\$150/November	\$175/November	

DESCRIPTION	PARK OPERATIONS/RANGER DEPARTMENT/MARINAS	2019 RATES	PROPOSED 2020 RATES
EN Marina	Transient Dockage	\$1.75/Ft./Night	\$1.75/Ft./Night
	7' Beam & under (May 1 st - October 16 th)	\$1,485	\$1,485
	7'1" - 7'6" Beam (May 1 st - October 16 th)	\$1,610	\$1,610
	7'7" - 8' Beam (May 1 st - October 16 th)	\$1,680	\$1,680
	8'1" - 8'6" Beam (May 1 st - October 16 th)	\$1,825	\$1,825
	8'7" - 9' Beam (May 1 st - October 16 th)	\$1,925	\$1,925
	9'1" - 9'6" Beam (May 1 st - October 16 th)	\$2,025	\$2,025
	9'7" - 10' Beam (May 1 st - October 16 th)	\$2,130	\$2,130
	10'1" - 10'6" Beam (May 1 st - October 16 th)	\$2,235	\$2,235
	10'7" - 11' Beam (May 1 st - October 16 th)	\$2,320	\$2,320
	11'1" - 11'6" Beam (May 1 st - October 16 th)	\$2,425	\$2,425
	11'7" - 12' Beam (May 1 st - October 16 th)	\$2,530	\$2,530
	Jet Ski In-Water (May 1 st - October 16 th)	\$405	\$405
	Rack Dockage (May 1 st - April 30 th)	\$1,880	\$1,880
	Summer Boat Storage (May 15 th - Sept. 30 th)	\$3.50 per sq.ft.	\$3.50 per sq.ft.
Summer Trailer Storage (May 15 th - Sept.30 th)			
Single-Axle	\$200	\$200	
Dual-Axle	\$210	\$210	
Tri-Axle	\$220	\$220	
Wildwood Marina	Docks 1-6; East & West Side	\$900	\$900
	Docks 7-10; East & West Side	\$1,260	\$1,260
Boat Launch Facilities	Launch Fees (daily/seasonal/special event)	\$5-\$50	\$5-\$50
	Winter Storage (October 15 th - May 14 th)	\$18.99 per ft.	\$18.99 per ft.
Food & Beverage Rental Spaces	Scenic Valley Room (Emerald Necklace Marina)	\$200/hr (min. 2 hrs)	\$200/hr (min. 2 hrs)
	Lock 44 Room (Merwin's Wharf)	\$100/hr (min. 2 hrs)	\$100/hr (min. 2 hrs)
	Green Space adjacent to Merwin's Wharf	\$50/hr (min. 2 hrs)	\$50/hr (min. 2 hrs)
	Merwin's Wharf Entire Restaurant (only on days when restaurant is closed to public)	\$150/hr (min. 2 hrs)	\$150/hr (min. 2 hrs)
	E.55 On the Lake Patio	\$50/hr (min. 2 hrs)	\$50/hr (min. 2 hrs)
	E.55 On the Lake Sand Volleyball Court (only available when leagues are not scheduled) & Bocce Court	\$25/hr (min. 2 hrs)	\$25/hr (min. 2 hrs)
Water Taxi	Boarding Pass	\$0-\$25	\$0-\$25
	Private Boat Rental (weddings/company outings) subject to limits of water taxi schedule	\$150/hr	\$150/hr
Parking Lots	Daily Rate	\$2-\$10	\$2-\$10
	Special Event Rate	\$5-\$40	\$5-\$40

*Cleveland Metroparks may decide to waive water taxi fees if corporate Sponsorship is secured.

DESCRIPTION	<u>MARKETING/SPECIAL EVENTS/EXPERIENCES/FINANCE</u>	2019 RATES	PROPOSED 2020 RATES
MARKETING SPECIAL EVENTS EXPERIENCES	Shelters – Tier I – (Weekdays – Mon.-Fri.) (Weekends - Sat., Sun. & Holidays)	\$150	\$150
		Proposed pilot to test multiple daypart rentals (at 3 shelters); daily increase to \$250 total, AM \$125 and PM \$125	\$225
	Shelters – Tier II – (Weekdays – Mon.-Fri.) (Weekends – Sat., Sun. & Holidays)	\$100	\$100
		\$175	\$175
	Shelters – Tier III – (Weekdays – Mon.-Fri.) (Weekends – Sat., Sun. & Holidays)	\$50	\$50
		\$100	\$100
	*Brookside Valley Event Site:		
	Special Event (Monday – Friday)	\$50-\$50,000	\$50-\$50,000
	Special Event (Saturday, Sunday & Holidays)	\$50-\$50,000	\$50-\$50,000
	Large Group (Monday-Friday)	\$50-\$50,000	\$50-\$50,000
	Large Group (Saturday, Sunday & Holidays)	\$50-\$50,000	\$50-\$50,000
	Picnic (Monday – Friday)	\$50-\$50,000	\$50-\$50,000
	Picnic (Saturday, Sunday & Holidays)	\$50-\$50,000	\$50-\$50,000
	Ball Diamonds (Monday – Friday)	\$75/4hrs	\$75/4hrs
	Athletic & Multipurpose Fields (Monday – Sunday)	\$75/4hrs	\$75/4hrs
	Nature Centers – (Monday-Sunday as available)		
	-Rocky River	\$75/hr (2hr. min)	\$75/hr (2hr. min)
	-North Chagrin	\$75/hr (2hr. min)	\$75/hr (2hr. min)
	-CanalWay Center	\$75/hr (2hr. min)	\$75/hr (2hr. min)
	-Watershed Stewardship Center	\$75/hr (2hr. min)	\$75/hr (2hr. min)
	-Look About Lodge	\$75/hr (2hr. min)	\$75/hr (2hr. min)
	All Nature Centers – (6PM – Midnight)	\$800	\$800
	Birthday Parties	\$175/2hrs	\$175/2hrs
	AV Rentals	\$25	\$25
	Clean Up Fee	Included in Fee	Included in Fee
	Commercial Photo		
	Daily Charge	\$375 (5 hours or less.)	\$375 (5 hours or less.)
	Fishing Permit	\$50	\$50
	Common use of existing photo, slide, video or illustrations		
	Image use	\$150/image	\$150/image
	Minute	\$50/minute	\$50/minute
	Speakers Bureau		
	Presentation within tax district	No Charge	No Charge
	Presentation outside tax district	No Charge	No Charge

DESCRIPTION	<u>MARKETING/SPECIAL EVENTS/EXPERIENCES/FINANCE</u>	2019 RATES	PROPOSED 2020 RATES	
MARKETING SPECIAL EVENTS EXPERIENCES (continued)	Exercise/Fitness/Dog Training, etc. (for profit groups) (Scheduled in general area – limited to 25 registrants per session, depending on area used).	\$25	\$25	
	Game Packages (Equipment offered in nine picnic areas when permit issued for reservable picnic shelters)	\$25 per day	\$25 per day	
	*Lakefront	\$50-\$50,000	\$50-\$50,000	
	**Races & A-thons	\$100-\$20,000	\$100-\$20,000	
	***Rivergate	\$150-\$50,000	\$150-\$50,000	
	Weddings Ceremonies scheduled in general/shared-use areas (never in general public shelters) or any Park District Facility	\$100 per ceremony	\$100 per ceremony	
	“Emerald Necklace” Publication			
	-Annual subscription fee in tax district	Free	Free	
	-Annual subscription fee non-tax district	Free	Free	
	Hinckley Lake Boathouse – (Rowboats, Canoes and Single Kayaks, Stand-up Paddleboard, Corcl)			
	1 hour	\$20	\$20	
	2 hours	\$26	\$26	
	3 hours	\$32	\$32	
	Tandem Kayaks			
	1 hour	\$22	\$22	
	2 hours	\$24	\$24	
	3 hours	\$28	\$28	
	Paddle Boat with Canopy			
	1 hour	\$24	\$24	
	2 hours	\$28	\$28	
	3 hours	\$32	\$32	
	Pontoon Boat – 9 person (2 hour limit per renter)	\$65	\$65	
	Pontoon Boat – 12 person (2 hour limit per renter)	\$75	\$75	
	*Wendy Park	\$50-\$50,000	\$50-\$50,000	

**Price to be quoted based on number of attendees and or square footage utilized, as well as additional needs such as fencing, portable restrooms, refuse, operations, marketing and ranger staff support, food and beverage. Price ranges from \$50-\$50,000.*

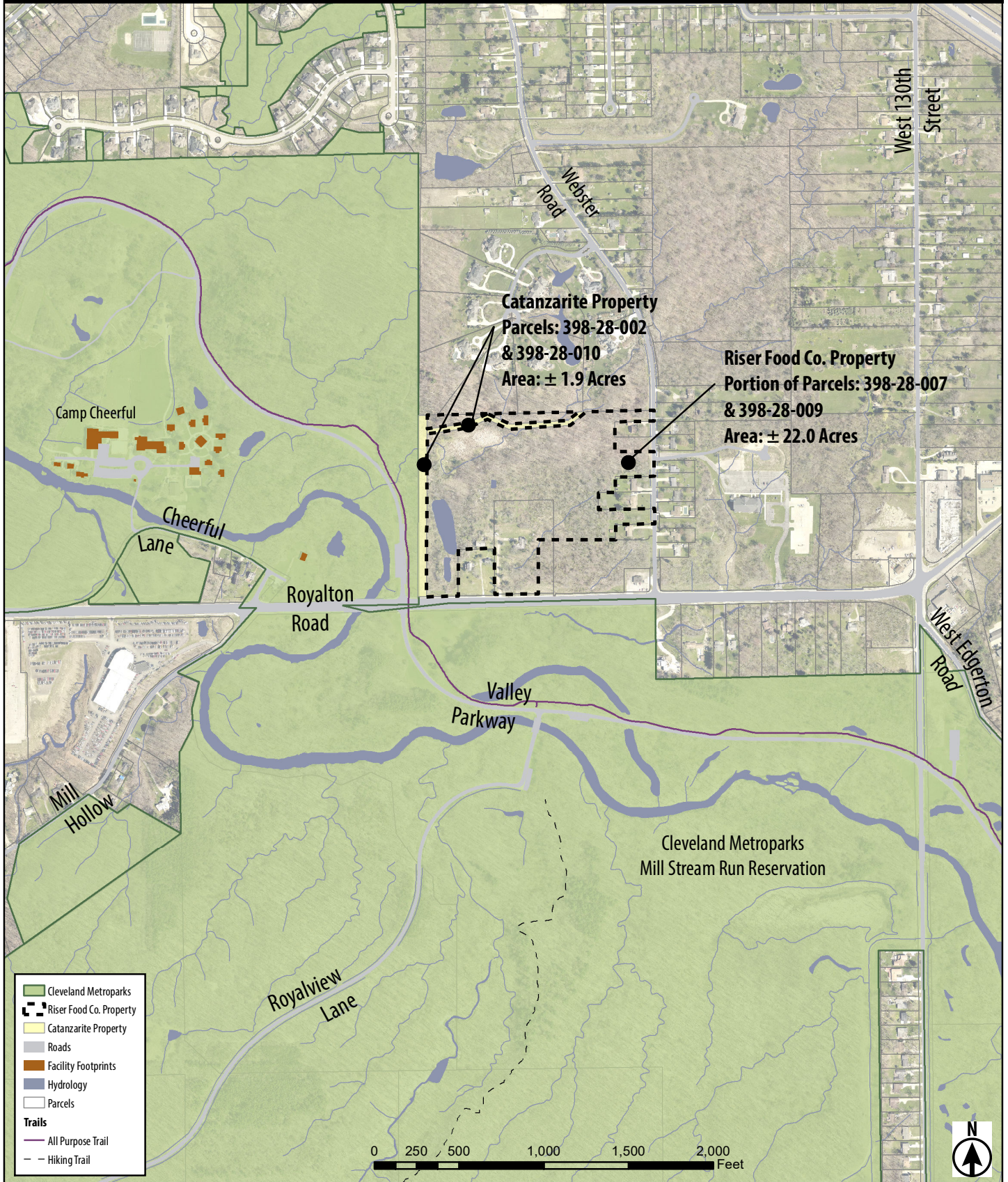
*** Price to be quoted based on number of attendees and or square footage utilized, as well as additional needs such as fencing, portable restrooms, refuse, operations, marketing and ranger staff support, food and beverage. Price ranges from \$100-\$50,000.*

**** Price to be quoted based on number of attendees and or square footage utilized, as well as additional needs such as fencing, portable restrooms, refuse, operations, marketing and ranger staff support, food and beverage. Price ranges from \$150-\$50,000.*

FINANCE DEPARTMENT			
	Non-clearing,* returned checks	\$20.00/check	\$30.00/check
<i>*As defined by administrative procedure.</i>			

Mill Stream Run Reservation

Riser Foods Company & Catanzarite Properties- Strongsville



**Resolution of Authorization
Ohio Forested Habitat Fund – Mill Stream Run Forest Preservation
October 17, 2019**

WHEREAS, the Conservation Fund through the Ohio Forested Habitat Fund, offers financial assistance for migratory bird and bat habitat purchase and restoration in the State of Ohio, and

WHEREAS, Cleveland Metroparks plans to acquire and permanently protect ±23.9 acres in the City of Strongsville, Cuyahoga County, Ohio as part of Mill Stream Run Reservation, and

WHEREAS, Cleveland Metroparks has been awarded \$426,175 through the Ohio Forested Habitat Fund to acquire and restore this property as part of Mill Stream Run Reservation, and

NOW THEREFORE, be it resolved by the Board of Park Commissioners of the Cleveland Metropolitan Park District:

That the Board of Park Commissioners of the Cleveland Metropolitan Park District approves acceptance of these grant funds for the acquisition and restoration of the property.

That Brian M. Zimmerman, Chief Executive Officer, is hereby authorized and directed to enter into any agreements as necessary and appropriate for obtaining this financial assistance.

That the Board of Park Commissioners of the Cleveland Metropolitan Park District does agree to obligate the funds required to satisfactorily complete the proposed project and become eligible for reimbursement under the terms of the Ohio Forested Habitat Fund program.

Bruce G. Rinker, Vice President
Board of Park Commissioners

CERTIFICATE OF RECORDING OFFICER

I, the undersigned, hereby certify that the foregoing is a true and correct copy of the resolution adopted by Cleveland Metroparks on the 17th day of October 2019, and that I am duly authorized to execute this certificate.

Brian M. Zimmerman
Chief Executive Officer

Brecksville Reservation

Gertsma Property - Brecksville





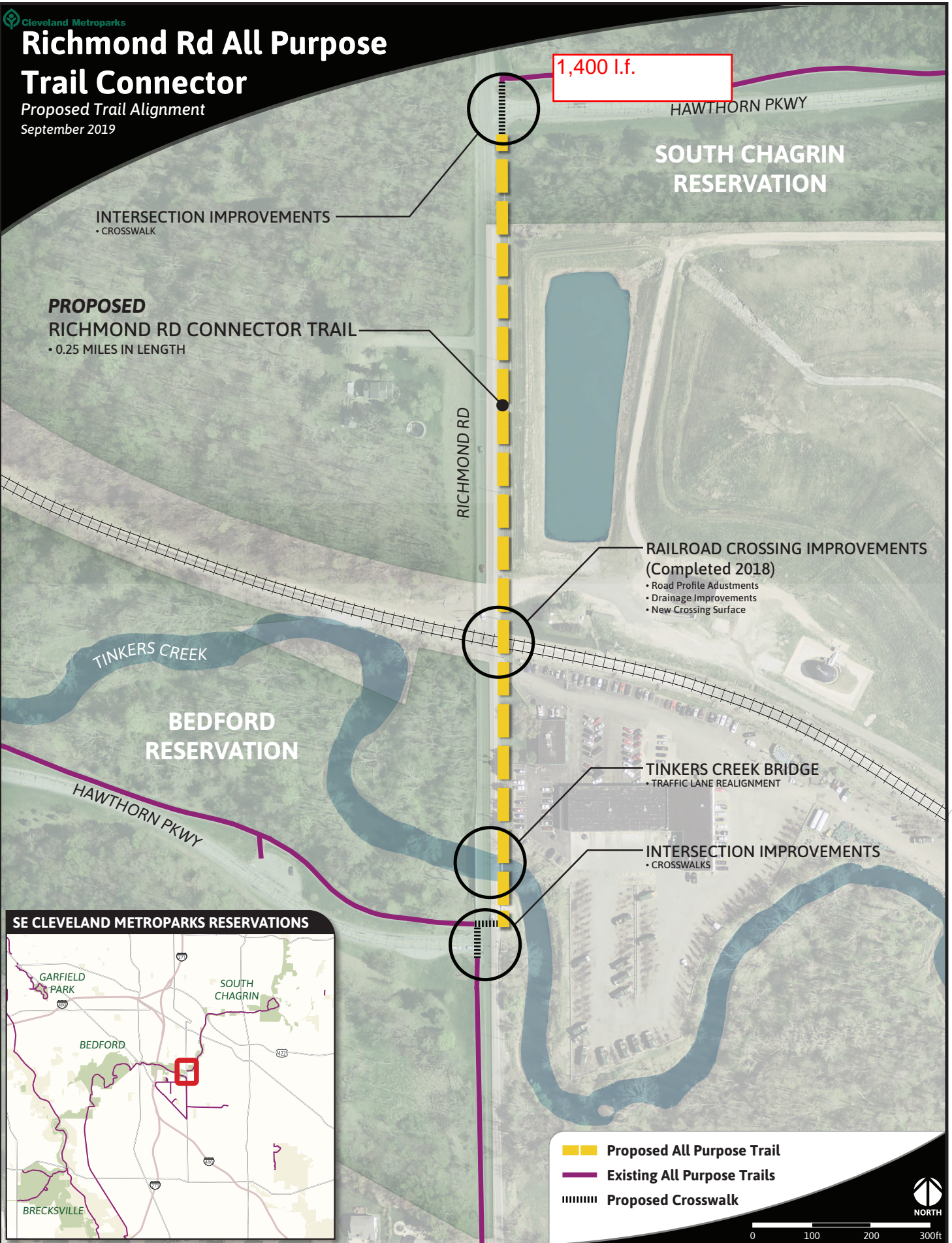
Cleveland Metroparks Premium Summary 2019

Casualty	2018-2019 EXPIRING			2019-2020 RENEWAL			Change
	Exposure	PREMIUM	RATES*	Exposure	PREMIUM	RATES*	
LIABILITY PACKAGE POLICY							
<i>General Liability (net expenditure calc)</i>	100,356,773	\$28,212	0.28	101,023,892	\$32,943	0.33	16%
<i>Liquor Liability (revenue)</i>	927,953	\$16,785	0.02	1,322,454	\$16,755	0.01	-30%
<i>Law Enforcement / Management Liability</i>	98	\$10,400		91	\$10,841		
<i>Public Entity Employment Related Practices Liability</i>	1,470	\$8,204	5.58	1,550	\$9,107	5.88	5%
COMMERCIAL AUTOMOBILE							
<i>Auto Liability</i>	516	\$58,013	112.43	548	\$60,539	110.47	-2%
<i>Physical Damage (Cost new \$25,000 or greater)</i>	136	\$15,400	113.24	151	\$18,497	122.50	8%
EXCESS/UMBRELLA LIABILITY		\$64,511	0.06		\$66,152	0.07	2%
Sub-Total		\$201,525			\$214,834		
Ocean Marine	Exposure	PREMIUM		Exposure	PREMIUM		
Marina Operators Liability (annual gross charges)	1,112,500	\$10,138	0.91	1,291,376	\$11,647	0.90	-1%
Docks and Piers Property	15,801,378	\$61,174	0.39	18,135,023	\$81,607	0.45	16%
Hull (Canoe)	16,000	\$1,000		16,000	\$1,000		
Sub-Total		\$72,312			\$94,254		
Inland Marine	Limit	PREMIUM		Limit	PREMIUM		
INLAND MARINE PACKAGE POLICY							
<i>Contractor's Equipment (listed & unlisted)</i>	22,645,598	\$29,490	0.13	18,610,403	\$24,346	0.13	0%
<i>Listed</i>	17,686,633			14,648,322			
<i>Unlisted (25% of listed)</i>	4,658,965			3,662,081			
<i>Leased or Rented</i>	300,000			300,000			
<i>Pedestrian Bridges</i>	25,274,422	\$26,841	0.11	25,830,910	\$28,414	0.11	4%
<i>Scheduled Property (boardwalks)</i>	6,809,223	\$8,682	0.13	6,995,407	\$8,919	0.13	0%
<i>Fine Arts</i>	500,000	\$5,000		500,000	\$5,000		
<i>Transportation Equipment (Open Lot Cat Cover)</i>	3,000,000	\$12,750		3,000,000	\$12,750		
Sub-Total		\$82,763			\$79,429		
Property	Limit	PREMIUM		Limit	PREMIUM		
PROPERTY - Limit	450,000,000	\$238,620	0.0552	455,000,000	\$279,243	0.0613	11%
<i>Building</i>	363,540,136			369,991,819			
<i>Contents</i>	11,086,137			10,965,702			
<i>Site Structures (not included docks/piers)</i>	52,584,406			69,375,826			
<i>Business Income</i>	2,500,000			2,500,000			
<i>EDP</i>	2,572,602			2,699,077			
<i>TIV - Total Insured Value</i>	432,283,281			455,532,424	5%		
Sub-Total		\$238,620			\$279,243		
Executive Risk	Exposure	PREMIUM		Exposure	PREMIUM		
CRIME & FIDELITY (employee)	1,745	\$4,423		1,843	\$4,325		
TREASURER'S BOND (limit)	5,000,000	\$4,403		5,000,000	\$4,403		
Sub-Total		\$8,826			\$8,728		
AGENCY FEE		\$47,500			\$47,500		
TOTAL		\$651,546			\$723,988	11%	
*rates are estimated blended							



Richmond Rd All Purpose Trail Connector

Proposed Trail Alignment
September 2019



Transportation for Livable Communities Initiative
Richmond Road All Purpose Trail Connector Project Implementation Grant

Resolution # _____

WHEREAS, Cleveland Metroparks is submitting an application to the Northeast Ohio Areawide Coordinating Agency (NOACA) for \$367,800 in funding through the Transportation for Livable Communities Initiative (TLCI) implementation grant program for the Richmond Road All Purpose Trail Connector Project; and

WHEREAS, the TLCI Program provides federal funds for projects that integrate transportation and land use planning, increase transportation options, promote livability, and advance the goals of NOACA’s Strategic Plan for northeast Ohio; and

WHEREAS, the TLCI program is paid on a reimbursement basis, requiring the applicant to first expend funds (if matched) and then request reimbursement from NOACA; and

WHEREAS, Cleveland Metroparks agrees to abide by all federal requirements as a sub-recipient of federal transportation funds, including Title VI of the Civil Rights Act of 1964 and the Americans with Disabilities Act, and including all applicable federal procurement requirements; and

WHEREAS, Cleveland Metroparks agrees to be responsible for managing any and all sub-contracting agencies, organizations, or consultants; and

WHEREAS, Cleveland Metroparks agrees to complete the agreed upon scope of services or will forfeit current and future TLCI awards; and

WHEREAS, Cleveland Metroparks is authorized to execute a contract with the Ohio Department of Transportation (ODOT) and NOACA if selected for the TLCI Program.

NOW, THEREFORE, BE IT RESOLVED by the Board of Park Commissioners of the Cleveland Metropolitan Park District that:

Authorization is given to Brian M. Zimmerman, Chief Executive Officer, to submit this application to NOACA, acting as designated recipient of USDOT funds, for the TLCI Program and to execute a contract with NOACA and/or ODOT if selected for funding.

Passed: October 17, 2019

Brian M. Zimmerman
Chief Executive Officer
Cleveland Metroparks

Date

Bruce G. Rinker
Vice President
Board of Park Commissioners
Cleveland Metropolitan Park District

Date

Deborah R. Hairston
Sr. Executive Assistant to Chief Executive Officer
Cleveland Metroparks

Date

Bid #6451 – Wendy Park Bridge, Lakefront Reservation
Resolution to Enter into Construction Contract

Resolution # _____

The following is a Resolution enacted by the Board of Park Commissioners of the Cleveland Metropolitan Park District (“Cleveland Metroparks”), of Cuyahoga County and Hinckley Township in Medina County, Ohio, in the matter of the stated effort.

WHEREAS, Cleveland Metroparks has received public bids for Bid #6451 – Wendy Park Bridge, Lakefront Reservation; and

WHEREAS, Cleveland Metroparks wishes to begin construction activities on the Wendy Park Bridge project immediately; and

WHEREAS, the federal funding for the Wendy Park Bridge project, which is administered by the Ohio Department of Transportation (ODOT), requires encumbrance of funding prior to construction commencement; and

WHEREAS, encumbrance of said federal funding requires written authorization and approval of Cleveland Metroparks to enter into a construction contract; and

WHEREAS, Cleveland Metroparks monthly Board Meeting minutes, which provide the written authorization and approval, are not approved until the month following the recommended action; and

WHEREAS, Cleveland Metroparks will work with ODOT to expedite the encumbrance of the federal funding and enter into a construction contract with the lowest and best bidder immediately.

NOW, THEREFORE, BE IT RESOLVED by the Board of Park Commissioners of the Cleveland Metropolitan Park District that:

Authorization is given to Brian M. Zimmerman, Chief Executive Officer, to enter into a contract with Great Lakes Construction Co., as the lowest and best bidder for Bid #6451 – Wendy Park Bridge, Lakefront Resolution, in an amount not to exceed \$5,624,774.00. In the event that the bidder cannot satisfy the bid the award will be given to the next successive bidder who the Board, in its discretion, has reflected in the minutes as being the next lower and best bidder who can satisfy the bid. The difference in cost and all related costs to the difference will be assumed by the original bidder and/or surety. Form of the contract to be approved by the Chief Legal and Ethics Officer.

Passed: _____

Brian M. Zimmerman
Chief Executive Officer
Cleveland Metroparks

Date

Bruce G. Rinker
Vice President
Board of Park Commissioners
Cleveland Metropolitan Park District

Date

Dan T. Moore
Vice President
Board of Park Commissioners
Cleveland Metropolitan Park District

Date

Deborah R. Hairston
Sr. Executive Assistant to Chief Executive Officer
Cleveland Metroparks

Date

RESOLUTION NO. 19-10-123

The following vouchers have been reviewed as to legality of expenditure and conformity with the Ohio Revised Code.

Attest: _____

Chief Financial Officer

BE IT RESOLVED, that the payment of the following items, which may include Then and Now Certificates, are ratified by the Board of Park Commissioners. All expenditures have been reviewed and approved for payment by the Chief Financial Officer and Chief Executive Officer in accordance with the by-laws of the Board of Park Commissioners.

Printed Checks dated September 13, 2019 in the amount of \$920,280.92

Printed Checks dated September 20, 2019 in the amount of \$1,565,606.39

Printed Checks dated September 27, 2019 in the amount of \$619,485.01

Printed Checks dated October 3, 2019 in the amount of \$991,952.38

Net Payroll dated August 18, 2019 to August 31, 2019 in the amount of \$1,442,395.41

Withholding Taxes in the amount of \$328,047.79

Net Payroll dated September 1, 2019 to September 14, 2019 in the amount of \$1,430,939.21

Withholding Taxes in the amount of \$326,075.22

Bank Fees/ADP Fees in the amount of \$87,824.68

Cigna Payments in the amount of \$394,014.01

ACH Debits (First Energy; Sales Tax) in the amount of \$177,266.71

Visa/Travel Purchasing Card dated September 8, 2019 to October 5, 2019 in the amount of \$375,305.60

Total amount: \$8,659,193.33

PASSED: October 17, 2019

Attest: _____

President of The Board of Park Commissioners

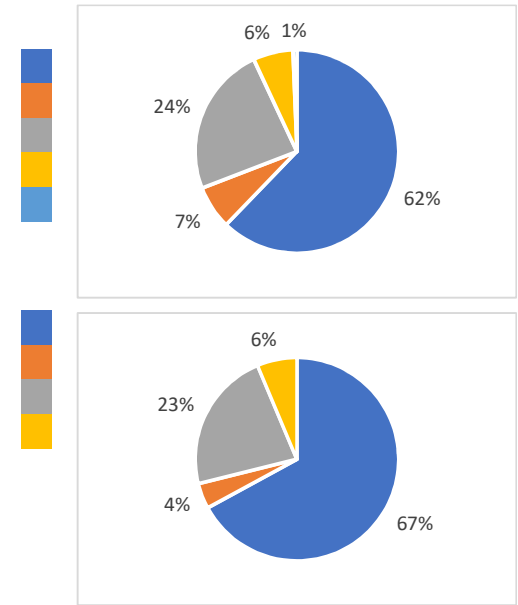
Chief Executive Officer

RECOMMENDED ACTION:

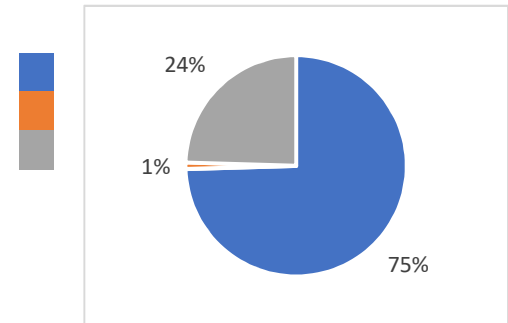
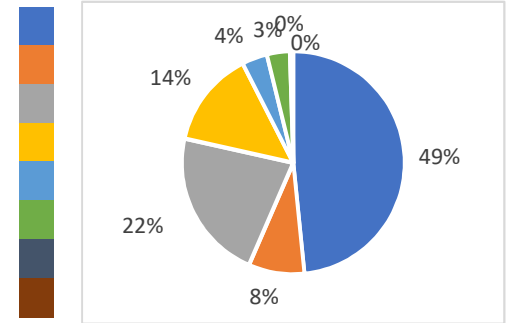
That the Board of Park Commissioners approves **Resolution No. 19-10-123** listed above.

**Cleveland Metroparks
Financial Performance
10/31/2019
CM Park District**

	Actual Oct '18	Actual Oct '19	Fav (Unfav)	Actual YTD Oct'18	Actual YTD Oct '19	Fav (Unfav)
Revenue:						
Property Tax	(194,366)	39,115	233,481	75,684,166	76,350,918	666,752
Local Gov/Grants/Gifts	1,333,836	952,019	(381,817)	10,560,825	8,495,118	(2,065,707)
Charges for Services	1,122,192	2,949,310	1,827,118	26,571,439	29,300,686	2,729,247
Self-Funded	723,447	788,735	65,288	7,287,910	7,789,392	501,482
Interest, Fines, Other	<u>60,800</u>	<u>91,774</u>	<u>30,974</u>	<u>413,853</u>	<u>757,334</u>	<u>343,481</u>
Total Revenue	3,045,909	4,820,953	1,775,044	120,518,193	122,693,448	2,175,255
OpEx:						
Salaries and Benefits	5,059,986	5,411,365	(351,379)	54,385,746	56,480,328	(2,094,582)
Contractual Services	188,204	232,962	(44,758)	3,404,980	3,423,905	(18,925)
Operations	1,613,283	1,727,278	(113,995)	19,481,450	18,984,590	496,860
Self-Funded Exp	<u>706,509</u>	<u>587,350</u>	<u>119,159</u>	<u>6,071,363</u>	<u>5,324,868</u>	<u>746,495</u>
Total OpEx	7,567,982	7,958,955	(390,973)	83,343,539	84,213,691	(870,152)
Op Surplus/(Subsidy)	(4,522,073)	(3,138,002)	1,384,071	37,174,654	38,479,757	1,305,103
CapEx:						
Capital Labor	57,812	95,164	(37,352)	796,217	753,927	42,290
Construction Expenses	1,361,979	662,927	699,052	18,172,859	7,496,914	10,675,945
Capital Equipment	177,883	168,005	9,878	2,641,130	2,797,288	(156,158)
Land Acquisition	610,859	5,201	605,658	4,472,872	2,312,725	2,160,147
Capital Animal Costs	<u>4,679</u>	<u>708</u>	<u>3,971</u>	<u>37,044</u>	<u>22,467</u>	<u>14,577</u>
Total CapEx	2,213,212	932,005	1,281,207	26,120,122	13,383,321	12,736,801
Net Surplus/(Subsidy)	(6,735,285)	(4,070,007)	2,665,278	11,054,532	25,096,436	14,041,904

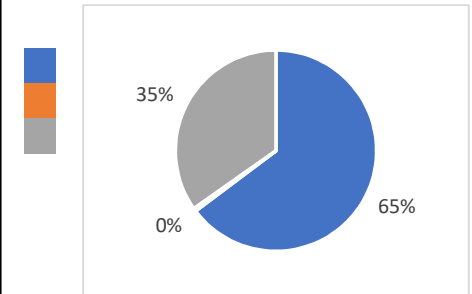
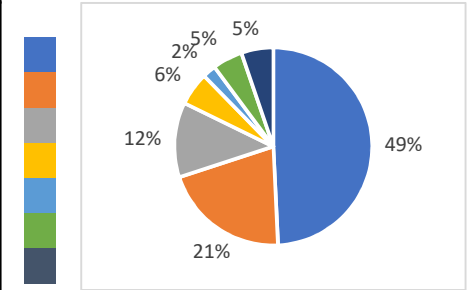


	Actual Oct '18	Actual Oct '19	Fav (Unfav)	Actual YTD Oct'18	Actual YTD Oct '19	Fav (Unfav)
Revenue:						
General/SE Admissions	(6,527)	725,807	732,334	4,406,366	5,678,168	1,271,802
Guest Experience	18,369	53,847	35,478	929,466	955,159	25,693
Zoo Society	0	541,614	541,614	1,925,438	2,580,009	654,571
Souvenirs/Refreshments	215,405	188,048	(27,357)	1,565,137	1,641,172	76,035
Education	28,527	53,838	25,311	456,596	436,035	(20,561)
Rentals & Events	32,411	20,241	(12,170)	345,876	389,536	43,660
Consignment	22,804	7,938	(14,866)	293,684	42,633	(251,051)
Other	(99)	1,191	1,290	7,353	13,978	6,625
Total Revenue	310,890	1,592,524	1,281,634	9,929,916	11,736,690	1,806,774
OpEx:						
Salaries and Benefits	1,161,601	1,206,525	(44,924)	12,198,524	12,644,933	(446,409)
Contractual Services	10,467	14,652	(4,185)	153,803	159,123	(5,320)
Operations	473,194	457,952	15,242	4,141,781	4,158,359	(16,578)
Total OpEx	1,645,262	1,679,129	(33,867)	16,494,108	16,962,415	(468,307)
Op Surplus/(Subsidy)	(1,334,372)	(86,605)	1,247,767	(6,564,192)	(5,225,725)	1,338,467
CapEx:						
Capital Labor	0	10,247	(10,247)	32,322	41,372	(9,050)
Construction Expenses	40,513	90,835	(50,322)	2,009,627	1,757,707	251,920
Capital Equipment	1,020	26,158	(25,138)	312,560	166,305	146,255
Capital Animal Costs	4,679	708	3,971	37,044	22,467	14,577
Total CapEx	46,212	127,948	(81,736)	2,391,553	1,987,851	403,702
Net Surplus/(Subsidy)	(1,380,584)	(214,553)	1,166,031	(8,955,745)	(7,213,576)	1,742,169
Restricted Revenue	62,480	679,391	616,911	4,248,086	1,699,488	(2,548,598)
Restricted Expenses	29,151	60,778	(31,627)	4,942,824	955,657	3,987,167
Restricted Surplus/(Subsidy)	33,329	618,613	585,284	(694,738)	743,831	1,438,569



NOVEMBER 13, 2019

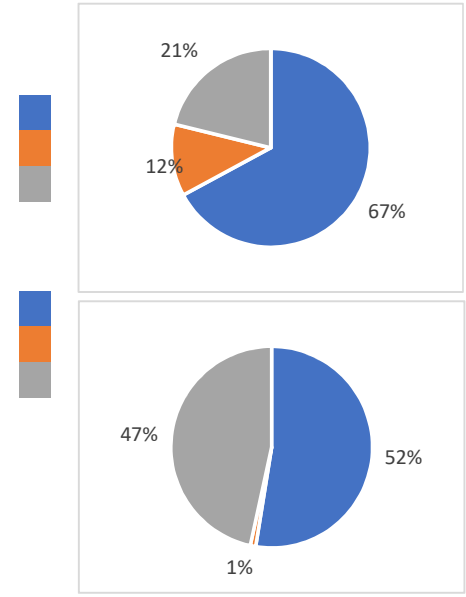
	Actual Oct '18	Actual Oct '19	Fav (Unfav)	Actual YTD Oct'18	Actual YTD Oct '19	Fav (Unfav)
Revenue:						
Greens Fees	182,507	278,367	95,860	3,005,806	3,426,531	420,725
Equipment Rentals	91,280	120,369	29,089	1,263,666	1,443,028	179,362
Food Service	46,922	74,379	27,457	858,297	853,527	(4,770)
Merchandise Sales	22,285	26,965	4,680	356,553	378,121	21,568
Pro Services	(2,663)	458	3,121	132,600	151,854	19,254
Driving Range	20,671	24,145	3,474	297,211	343,118	45,907
Other	<u>16,401</u>	<u>29,822</u>	<u>13,421</u>	<u>313,172</u>	<u>363,351</u>	<u>50,179</u>
Total Revenue	377,403	554,505	177,102	6,227,305	6,959,530	732,225
OpEx:						
Salaries and Benefits	315,276	355,154	(39,878)	3,253,409	3,531,934	(278,525)
Contractual Services	1,657	5,513	(3,856)	21,770	25,806	(4,036)
Operations	<u>154,744</u>	<u>166,241</u>	<u>(11,497)</u>	<u>2,004,853</u>	<u>1,896,081</u>	<u>108,772</u>
Total OpEx	471,677	526,908	(55,231)	5,280,032	5,453,821	(173,789)
Op Surplus/(Subsidy)	(94,274)	27,597	121,871	947,273	1,505,709	558,436
CapEx:						
Capital Labor	31,730	12,362	19,368	247,293	171,178	76,115
Construction Expenses	201,448	10,149	191,299	1,223,528	309,439	914,089
Capital Equipment	<u>34,648</u>	<u>0</u>	<u>34,648</u>	<u>665,570</u>	<u>823,321</u>	<u>(157,751)</u>
Total CapEx	267,826	22,511	245,315	2,136,391	1,303,938	832,453
Net Surplus/(Subsidy)	(362,100)	5,086	367,186	(1,189,118)	201,771	1,390,889



Cleveland Metroparks
 Financial Performance
 10/31/2019
 Golf Detail

	Big Met (18)		Little Met (9)		Mastick Woods (9)		Manakiki (18)		Sleepy Hollow (18)	
	YTD Oct'18	YTD Oct '19	YTD Oct'18	YTD Oct '19	YTD Oct'18	YTD Oct '19	YTD Oct'18	YTD Oct '19	YTD Oct'18	YTD Oct '19
Operating Revenue	1,075,552	1,231,302	281,311	319,909	218,954	243,026	989,887	1,099,965	1,420,433	1,439,869
Operating Expenses	<u>820,860</u>	<u>817,981</u>	<u>236,196</u>	<u>227,370</u>	<u>216,854</u>	<u>222,271</u>	<u>716,914</u>	<u>748,021</u>	<u>1,142,604</u>	<u>1,163,404</u>
Operating Surplus/(Subsidy)	254,692	413,321	45,115	92,539	2,100	20,755	272,973	351,944	277,829	276,465
Capital Labor	0	0	0	0	0	0	2,930	0	2,125	34,303
Construction Expenses	32,034	0	0	0	0	0	52,898	0	41,403	287,397
Capital Equipment	<u>0</u>	<u>478,715</u>	<u>0</u>	<u>0</u>	<u>0</u>	<u>0</u>	<u>31,331</u>	<u>316,875</u>	<u>316,875</u>	<u>0</u>
Total Capital Expenditures	32,034	478,715	0	0	0	0	87,159	316,875	360,403	321,700
Net Surplus/(Subsidy)	222,658	(65,394)	45,115	92,539	2,100	20,755	185,814	35,069	(82,574)	(45,235)
	Shawnee Hills (27)		Washington Park (9)		Seneca (27)		Golf Admin		Total	
	YTD Oct'18	YTD Oct '19	YTD Oct'18	YTD Oct '19	YTD Oct'18	YTD Oct '19	YTD Oct'18	YTD Oct '19	YTD Oct'18	YTD Oct '19
Operating Revenue	973,744	1,008,972	380,758	425,220	869,281	1,165,416	17,385	25,851	6,227,305	6,959,530
Operating Expenses	<u>704,608</u>	<u>735,759</u>	<u>327,594</u>	<u>388,199</u>	<u>710,517</u>	<u>815,331</u>	<u>403,885</u>	<u>335,485</u>	<u>5,280,032</u>	<u>5,453,821</u>
Operating Surplus/(Subsidy)	269,136	273,213	53,164	37,021	158,764	350,085	(386,500)	(309,634)	947,273	1,505,709
Capital Labor	0	0	0	0	242,238	136,875	0	0	247,293	171,178
Construction Expenses	0	0	0	0	1,097,193	22,042	0	0	1,223,528	309,439
Capital Equipment	<u>43,706</u>	<u>3,356</u>	<u>0</u>	<u>0</u>	<u>111,208</u>	<u>24,375</u>	<u>162,450</u>	<u>0</u>	<u>665,570</u>	<u>823,321</u>
Total Capital Expenditures	43,706	3,356	0	0	1,450,639	183,292	162,450	0	2,136,391	1,303,938
Net Surplus/(Subsidy)	225,430	269,857	53,164	37,021	(1,291,875)	166,793	(548,950)	(309,634)	(1,189,118)	201,771

	Actual Oct '18	Actual Oct '19	Fav (Unfav)	Actual YTD Oct'18	Actual YTD Oct '19	Fav (Unfav)
Revenue:						
Concessions	136,693	174,063	37,370	3,892,439	4,347,319	454,880
Dock Rentals	3,585	9,794	6,209	727,492	759,346	31,854
Other	<u>87,101</u>	<u>104,636</u>	<u>17,535</u>	<u>1,337,480</u>	<u>1,371,573</u>	<u>34,093</u>
Total Revenue	227,379	288,493	61,114	5,957,411	6,478,238	520,827
OpEx:						
Salaries and Benefits	243,791	273,869	(30,078)	2,953,321	3,162,623	(209,302)
Contractual Services	3,204	15,261	(12,057)	38,630	50,962	(12,332)
Operations	<u>186,821</u>	<u>188,832</u>	<u>(2,011)</u>	<u>2,681,572</u>	<u>2,805,369</u>	<u>(123,797)</u>
Total OpEx	433,816	477,962	(44,146)	5,673,523	6,018,954	(345,431)
Op Surplus/(Subsidy)	(206,437)	(189,469)	16,968	283,888	459,284	175,396
CapEx:						
Capital Labor	0	4,358	(4,358)	1,063	9,691	(8,628)
Construction Expenses	11,600	1,211	10,389	33,511	140,454	(106,943)
Capital Equipment	<u>3,944</u>	<u>0</u>	<u>3,944</u>	<u>21,974</u>	<u>9,677</u>	<u>12,297</u>
Total CapEx	15,544	5,569	9,975	56,548	159,822	(103,274)
Net Surplus/(Subsidy)	(221,981)	(195,038)	26,943	227,340	299,462	72,122



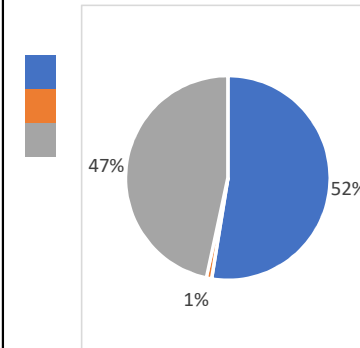
*Other includes Chalet, Hayrides, Aquatics and Misc.

Cleveland Metroparks
Financial Performance
10/31/2019
Enterprise Detail

	Merwin's Wharf		EW Beach House		E55th Marina		E55th Restaurant			
	YTD Oct '18	YTD Oct '19	YTD Oct '18	YTD Oct '19	YTD Oct '18	YTD Oct '19	YTD Oct '18	YTD Oct '19		
Operating Revenue	2,000,451	2,212,373	852,989	834,200	882,744	889,519	493,198	741,708		
Operating Expenses	<u>1,953,713</u>	<u>1,971,976</u>	<u>652,052</u>	<u>633,162</u>	<u>350,778</u>	<u>382,651</u>	<u>469,616</u>	<u>641,113</u>		
Operating Surplus/(Subsidy)	46,738	240,397	200,937	201,038	531,966	506,868	23,582	100,595		
Capital Labor	0	9,691	0	0	0	0	0	0		
Construction Expenses	15,261	4,590	0	0	0	54,329	0	0		
Capital Equipment	<u>0</u>	<u>0</u>	<u>7,149</u>	<u>0</u>	<u>0</u>	<u>0</u>	<u>0</u>	<u>0</u>		
Total Capital Expenditures	15,261	14,281	7,149	0	0	54,329	0	0		
Net Surplus/(Subsidy)	31,477	226,116	193,788	201,038	531,966	452,539	23,582	100,595		
	Wildwood		Euclid Beach		EmerNeck Marina		EmerNeck Restaurant			
	YTD Oct '18	YTD Oct '19	YTD Oct '18	YTD Oct '19	YTD Oct '18	YTD Oct '19	YTD Oct '18	YTD Oct '19		
Operating Revenue	0	66,137	0	22,030	452,274	383,809	367,790	397,398		
Operating Expenses	<u>0</u>	<u>126,793</u>	<u>0</u>	<u>29,335</u>	<u>332,638</u>	<u>278,062</u>	<u>361,795</u>	<u>406,784</u>		
Operating Surplus/(Subsidy)	0	(60,656)	0	(7,305)	119,636	105,747	5,995	(9,386)		
Capital Labor	0	0	0	0	0	0	0	0		
Construction Expenses	0	48,820	0	0	558	3,101	0	7,232		
Capital Equipment	<u>0</u>	<u>0</u>	<u>0</u>	<u>0</u>	<u>0</u>	<u>0</u>	<u>0</u>	<u>1,375</u>		
Total Capital Expenditures	0	48,820	0	0	558	3,101	0	8,607		
Net Surplus/(Subsidy)	0	(109,476)	0	(7,305)	119,078	102,646	5,995	(17,993)		
	Edgewater Pier		Wallace Lake		Hinckley Lake		Huntington			
	YTD Oct '18	YTD Oct '19	YTD Oct '18	YTD Oct '19	YTD Oct '18	YTD Oct '19	YTD Oct '18	YTD Oct '19		
Operating Revenue	82,096	90,603	62,048	65,502	33,373	34,438	178,035	148,864		
Operating Expenses	<u>83,377</u>	<u>94,516</u>	<u>44,613</u>	<u>59,082</u>	<u>35,427</u>	<u>37,615</u>	<u>155,329</u>	<u>143,537</u>		
Operating Surplus/(Subsidy)	(1,281)	(3,913)	17,435	6,420	(2,054)	(3,177)	22,706	5,327		
Capital Labor	0	0	0	0	0	0	0	0		
Construction Expenses	0	0	0	0	0	0	0	0		
Capital Equipment	<u>0</u>	<u>0</u>	<u>1,915</u>	<u>0</u>	<u>3,944</u>	<u>0</u>	<u>0</u>	<u>1,416</u>		
Total Capital Expenditures	0	0	1,915	0	3,944	0	0	1,416		
Net Surplus/(Subsidy)	(1,281)	(3,913)	15,520	6,420	(5,998)	(3,177)	22,706	3,911		
	Chalet		Ledge Lake		Parking		Enterprise Admin		Total	
	YTD Oct '18	YTD Oct '19	YTD Oct '18	YTD Oct '19	YTD Oct '18	YTD Oct '19	YTD Oct '18	YTD Oct '19	YTD Oct '18	YTD Oct '19
Operating Revenue	219,065	254,186	182,871	190,956	150,477	146,515	0	0	5,957,411	6,478,238
Operating Expenses	<u>277,567</u>	<u>232,069</u>	<u>131,618</u>	<u>133,052</u>	<u>20,422</u>	<u>27,994</u>	<u>804,578</u>	<u>821,213</u>	<u>5,673,523</u>	<u>6,018,954</u>
Operating Surplus/(Subsidy)	(58,502)	22,117	51,253	57,904	130,055	118,521	(804,578)	(821,213)	283,888	459,284
Capital Labor	1,063	0	0	0	0	0	0	0	1,063	9,691
Construction Expenses	17,692	7,373	0	15,008	0	0	0	0	33,511	140,453
Capital Equipment	<u>0</u>	<u>4,276</u>	<u>0</u>	<u>0</u>	<u>0</u>	<u>0</u>	<u>8,966</u>	<u>2,611</u>	<u>21,974</u>	<u>9,678</u>
Total Capital Expenditures	18,755	11,649	0	15,008	0	0	8,966	2,611	56,548	159,822
Net Surplus/(Subsidy)	(77,257)	10,468	51,253	42,896	130,055	118,521	(813,544)	(823,824)	227,340	299,462

**Cleveland Metroparks
Financial Performance
10/31/2019
Nature Shops and Kiosks**

	Actual Oct '18	Actual Oct '19	Fav (Unfav)	Actual YTD Oct'18	Actual YTD Oct '19	Fav (Unfav)
Retail Revenue	25,342	26,187	845	499,404	553,825	54,421
OpEx:						
Salaries and Benefits	19,559	21,033	(1,474)	243,762	257,802	(14,040)
Contractual Services	0	0	0	11,114	5,757	5,357
Operations	<u>25,476</u>	<u>20,559</u>	<u>4,917</u>	<u>226,764</u>	<u>234,481</u>	<u>(7,717)</u>
Utilities	351	391	(40)	4,742	3,627	1,115
Other	25,125	20,168	4,957	222,022	230,854	(8,832)
Total OpEx	45,035	41,592	3,443	481,640	498,040	(16,400)
Op Surplus/(Subsidy)	(19,693)	(15,405)	4,288	17,764	55,785	38,021
CapEx:						
Capital Labor	0	0	0	0	0	0
Construction Expenses	0	0	0	0	0	0
Capital Equipment	<u>0</u>	<u>0</u>	<u>0</u>	<u>0</u>	<u>0</u>	<u>0</u>
Total CapEx	0	0	0	0	0	0
Net Surplus/(Subsidy)	(19,693)	(15,405)	4,288	17,764	55,785	38,021



**CLEVELAND METROPARKS
ACCOUNTS RECEIVABLE AND INVESTMENTS SCHEDULES
FOR THE MONTH ENDED OCTOBER 31, 2019**

ACCOUNTS RECEIVABLE

Current	Past Due			Total
	30 Days	60 Days	90 Days	
\$227,589	\$3,670	\$374	\$9,634	\$241,267

RANGER/COURT FINES RECEIVABLE

Total
\$47,146

INVESTMENTS

Date Placed	Bank	Description	Days of Duration	Rate	Date of Maturity	Interest Earned	EOM Balance
10/01/19	PNC Bank	Money Market (A)	30	0.96%	10/31/19	\$47	\$58,339
10/01/19	PNC Bank	Sweep Account (B)	30	2.12%	10/31/19	\$57,791	\$32,832,143
10/01/19	Fifth Third Securities	Money Market (C)	30	3.67%	10/31/19	\$5,312	\$1,738,653
Various	Fifth Third Securities	Certificates of Deposit (D)	30	Various	Various	\$0	\$0
10/01/19	STAR Ohio	State pool (E)	30	2.09%	10/31/19	\$21,129	\$12,143,574
10/01/19	STAR Plus	State pool (F)	30	2.10%	10/31/19	\$1,205	\$688,861

(A) Government Performance Money Market Account.

Investment balance ranged from \$58,292 to \$58,339 in October.

\$47,461,571

(B) Government Money Market Sweep Account.

Investment average monthly balance (AMB) for September was \$38,875,775. (Sweep interest is based on prior month's AMB).

(C) Federated Government Money Market Account used to temporarily reinvest Brokered Certificate of Deposit interest payments.

Investment balance ranged from \$1,233,341 to \$1,738,653 in October.

(D) Brokered Certificates of Deposit.

Matured 10/07/19

(E) State Treasurer's Asset Reserve (STAR Ohio).

Investment balance ranged from \$12,122,445 to \$12,143,574 in October.

(F) State Treasurer's Asset Reserve Plus Account (STAR Plus)

Investment balance ranged from \$687,656 to \$688,861 in October.

CHIEF EXECUTIVE OFFICER’S REPORT

NOVEMBER 13, 2019

ACTION ITEMS.

- (a) **2019 Budget Adjustment No. 10**
(Originating Sources: William Chorba, Chief Financial Officer/Brian M. Zimmerman, Chief Executive Officer)

The following amendments are requested for Board approval:

CLEVELAND METROPARKS Appropriation Summary - 2019							
Object Code	Object Description	Original Budget			Total Prior Budget Amendments	Proposed Amendment #10 11/13/2019	Total
		Baseline Budget	Carry Over Encumbrances	Total			
OPERATING							
51	Salaries	\$ 53,558,482	\$ -	\$ 53,558,482	\$ 14,040	\$ (19,500) A	\$ 53,553,022
52	Employee Fringe Benefits	18,477,174	20,446	18,497,620	77,549	-	18,575,169
53	Contractual Services	14,727,221	900,758	15,627,979	335,956	1,000 B	15,964,935
54	Office Operations	25,262,956	1,623,806	26,886,762	1,185,443	77,981 C	28,150,186
	Operating Subtotal	112,025,833	2,545,010	114,570,843	1,612,988	59,481	116,243,312
CAPITAL							
571	Capital Labor	1,110,000	-	1,110,000	14,000	-	1,124,000
572	Capital Materials	1,893,884	536,076	2,429,960	961,606	(159,636) D	3,231,930
573	Capital Contracts	14,432,303	3,682,444	18,114,747	4,327,908	(68,800) E	22,373,855
574	Capital Equipment	2,670,302	280,328	2,950,630	485,455	502,772 F	3,938,857
575	Zoo Animals	75,000	-	75,000	(10,000)	-	65,000
576	Land	9,191,274	16,956	9,208,230	-	-	9,208,230
	Capital Subtotal	29,372,763	4,515,804	33,888,567	5,778,969	274,336	39,941,872
TOTALS							
Grand totals		\$ 141,398,596	\$ 7,060,814	\$ 148,459,410	\$ 7,391,957	\$ 333,817	\$ 156,185,184

An explanation of the adjustments, by category, can be found on pages 51 to 54. The net effect of all adjustments is an increase of \$333,817, all of which is provided for by increased revenue, donations, grants, or other restricted funds.

RECOMMENDED ACTION:

That the Board of Park Commissioners approve the 2019 Budget Adjustment No. 10 for a total increase of \$333,817 as delineated on pages 51 to 54.

ACTION ITEMS (cont.)

- (b) ***Request for 2020 Tax Advances***
(Originating Source: William Chorba, Chief Financial Officer)

By statute, the County Fiscal Officer is only required to deliver all taxes collected ninety days after the close of elections, unless the Board of Park Commissioners adopts a resolution requesting tax advances on a timelier basis.

Calendar year 2020 Real Property Tax Advance Schedule is as follows:

<u>1st Half Collection Closing Date</u>	<u>1/23/2020</u>
Advance #1 Deposit Date	1/15/2020
Advance #2 Deposit Date	2/14/2020
Settlement Deposit Date	3/13/2020
<u>2nd Half Collection Closing Date</u>	<u>7/16/2020</u>
Advance #3 Deposit Date	7/15/2020
Settlement Deposit Date	8/14/2020

To better meet Cleveland Metroparks 2020 cash requirements, staff is requesting that the Board adopt the resolution listed below.

RESOLUTION REQUESTING TAX ADVANCES

BE IT RESOLVED, To meet the fiscal obligations of the Board, the Cuyahoga County Fiscal Officer is requested to make advances from time to time on all tax money collected for the payment of all taxes from funds available for distribution and allocated to the Board of Park Commissioners of Cleveland Metroparks; and

BE IT FURTHER RESOLVED, That the Secretary of the Board be and is hereby directed to certify a copy of this Resolution to the Cuyahoga County Fiscal Officer.

RECOMMENDED ACTION:

That the Board of Park Commissioners approve the resolution requesting tax advances as noted above.

- (c) ***RFP #6446: Horse Stable Operations – Rocky River Stables***
(Originating Sources: Joseph V. Roszak, Chief Operating Officer/Rosalina M. Fini, Chief Legal & Ethics Officer/Katie M. McVoy, Assistant Legal Counsel/Brittany B. Taylor, Senior Legal Assistant)

Background

The Rocky River Stables, Rocky River Reservation, includes an indoor arena, instructor's office, heated viewing room attached to arena, tack rooms, wash racks, feed storage, storage room, offices, tool room, employee's apartment, lounge, restrooms, and three

ACTION ITEMS (cont.)

outdoor training rings. The stable is located within the Park District and is directly connected to bridle trails along the Emerald Necklace. Margaret McElhany, Valley Riding, Inc., operates the Rocky River Stables and has been the stables manager for more than 30 years. The current agreement for Rocky River Stables was for a three (3) year term that was extended an additional three (3) years through December 31, 2019.

Proposal Received re: RFP #6446

On August 23, 2019, Cleveland Metroparks advertised Request for Proposal #6446 for operation of Rocky River Stables with an agreement term of three (3) years with an option to renew for up to three (3) additional years. One proposal was received in response to RFP #6446 from the current operator, **Valley Riding, Inc. c/o Margaret McElhany, President**. The proposal is summarized as follows:

	Valley Riding, Inc.
<i>2020 Annual Remittance</i>	\$2,650
<i>2021 Annual Remittance</i>	\$2,650
<i>2022 Annual Remittance</i>	\$2,650
<i>2020 Capital Investment</i>	\$2,500
<i>2021 Capital Investment</i>	\$2,500
<i>2022 Capital Investment</i>	\$3,000
<i>Total Value to Cleveland Metroparks</i>	\$15,950

In review of the single proposal, Cleveland Metroparks staff is recommending Valley Riding, Inc. as the stables operator for Rocky River Stables for the following reasons:

- Background, experience, and professional capability are very strong. Margaret McElhany has managed the Rocky River Stables Operation for more than 30 years.
- Values to park patrons include Therapeutic Riding Program, English Horseback Style Riding Lessons, Horse Shows, and Special Events/Tours.
- Demonstrates a strong commitment to Cleveland Metroparks, its mission, and effective management of the operations.

RECOMMENDED ACTION:

That the Board authorize the Chief Executive Officer to enter into an agreement in a form approved by the Chief Legal & Ethics Officer, with Valley Riding, Inc., as summarized above and maintained in the bid/proposal file for RFP #6446, for the Horse Stables Operation at Rocky River Stables, for a three (3) year period from January 1, 2020 through December 31, 2022, with the option to extend the Agreement for up to three (3) additional years at the discretion of Cleveland Metroparks through December 31, 2025, with a total three-year remittance to Cleveland Metroparks of Seven Thousand Nine Hundred Fifty Dollars (\$7,950), and a total of Eight Thousand Dollars (\$8,000) for capital investments.

ACTION ITEMS (cont.)**(d) *Authorization of Land Acquisition: the Tretera Property, Garfield Park Reservation (±0.5 acres)***

(Originating Sources: Brian M. Zimmerman, Chief Executive Officer/Rosalina M. Fini, Chief Legal & Ethics Officer/Kyle G. Baker, Director of Real Estate & Senior Assistant Legal Counsel/Stephanie Kutsko, Real Estate Manager/Isaac D. Smith, Conservation Program Manager)

Cleveland Metroparks has the opportunity to acquire a ±0.5-acre property located adjacent to the intersection of Warner Road and Turney Road in the Slavic Village Neighborhood of the City of Cleveland, and near the entrance to the Mill Creek Falls area of Garfield Park Reservation (the “Tretera Property”), see map page 55. In recent years Cleveland Metroparks has improved the visibility and public access to the 48-foot tall Mill Creek Falls, Cuyahoga County’s largest waterfall, through the acquisition of the ±0.6-acre Simmons Property in 2015 and the ±0.2-acre Kantorowski Property in 2016.

Cleveland Metroparks has been in communication with Jeffrey Tretera since March of 2016 and has continually monitored this acquisition opportunity. The Tretera Property offers an opportunity to provide additional greenspace in a densely developed area and at a congested intersection near the existing entrance to Mill Creek Falls. The acquisition of the Tretera Property will provide improved visibility and public access to Mill Creek Falls, and to the nearby all-purpose trail of Garfield Park Reservation. Jeffrey Tretera has agreed to sell the property to Cleveland Metroparks for \$175,000.

RECOMMENDED ACTION:

That the Board authorize the acquisition of fee simple title of ±0.5 acres as hereinabove described, from Jeffrey F. Tretera & Kathleen M. Tretera (formerly known as Kathleen M. Lanara), for a purchase price of \$175,000 subject to the approval of the environmental assessment report and evidence of title, including exceptions to title, by the Chief Legal and Ethics Officer; further, that the Board authorize the Chief Executive Officer to execute agreements, together with supplemental instruments related thereon, if any, as deemed necessary or appropriate and in form acceptable to the Chief Legal & Ethics Officer.

(e) *Authorization to Enter into Grant Agreement and Commit Matching Funds*
(Originating Sources: Natalie Ronayne, Chief Development Officer/Jennifer Grieser, Director of Natural Resources/Jim Rodstrom, Director of Construction/Kristen Trolio, Grants Manager)

The Ohio Environmental Protection Agency offers financial assistance under Section 319(h) of the Clean Water Act to implement projects to reduce non-point source pollutants and restore streams throughout the state. Since FFY 2014, Cleveland Metroparks has received eight grant awards through this program that total over \$1.4M for stream restoration and green infrastructure projects throughout the Park District. Cleveland Metroparks has submitted and received a grant award under the FFY 2019 program for restoration of Johnson’s Creek in Hinckley Reservation.

ACTION ITEMS (cont.)

This project will restore ±650 lf of stream in Johnson's Creek, a headwater tributary to the East Branch Rocky River. Along this reach of the creek, the streambanks are steep and severely eroded causing increased sediment and nutrient loads in the creek and in turn, pollution of downstream water resources. This project will use natural channel design and bioengineering to restore streambanks and install stream bed grade control structures, such as constructed riffles, to prevent further downcutting. Cleveland Metroparks will also replace an undersized, failing box culvert in this section of Johnson's Creek that acts as a barrier to fish and macroinvertebrate passage and contributes to erosion in the creek. The existing culvert under West Drive will be replaced with a larger diameter buried-bottom culvert. See map on page 56 for project location.

The Section 319(h) project budget is as follows:

Section 319(h)	\$285,467
Cleveland Metroparks	190,313
TOTAL	\$475,780

RECOMMENDED ACTION:

That the Board authorize the Chief Executive Officer to enter into a grant agreement with the Ohio Environmental Protection Agency for ±\$285,467; to commit ±\$190,313 from Cleveland Metroparks as match dollars for the project; that the Board authorize the Chief Executive Officer to enter into agreement and execute any other documents as may be required to complete the projects; and form of document(s) to be approved by Chief Legal and Ethics Officer.

AWARD OF BIDS:**RECOMMENDED ACTION:****THAT THE BOARD AUTHORIZE THE FOLLOWING BID AWARDS:**

- (a) **Sole Source #6307: Renewal/Fresh and Prepared Foods and Disposables**
(see page 15);
- (b) **Sole Source #6308: Renewal/Native Plant Material** (see page 16);
- (c) **Bid #6456: Rhinoceros Bull Barn Package – Cleveland Metroparks Zoo**
(see page 18);
- (d) **Bid #6461: Nature Education Building Renovation, Nature Based Preschool – North Chagrin Reservation** (see page 20);
- (e) **Ohio Co-Op ORC 125.04 #6465: Five (5) Club Car Carry All Utility Vehicles**
(see page 22);
- (f) **Sourcewell Co-Op #6466: 2020 Operational Purchases (Small Wares/Disposables) and Capital Equipment** (see page 23);
- (g) **Sole Source #6467: 2020 Beer, Wine and Spirits for Resale** (see page 24);
- (h) **OMNIA Co-Op #6468: Two (2) New Chiller Systems for Zoo RainForest**
(see page 25);
- (i) **OMNIA and Sourcewell Co-Ops #6469: Janitorial Cleaning Products and Systems (Cleaning, Sanitation, Air Care & Wastewater)** (see page 26);
- (j) **Ohio Co-Op #6470: Cleveland Metroparks Zoo Perimeter and Pedestrian Fencing**
(see page 27); and
- (k) **OMNIA Co-Op #6471: Various Lamps (including LED's) and Ballasts**
(see page 28).

AWARD OF BIDS (cont.)**SOLE SOURCE RENEWAL #6307 SUMMARY: FRESH AND PREPARED FOODS, AND DISPOSABLES** for a two (2) year period beginning January 1, 2020 through December 31, 2021**-- HIGHLIGHTS AT A GLANCE --**

2018-2019 Expenditures = \$1,750,000
2020-2021 Estimate = \$2,225,000

This recommendation provides availability of fresh and prepared food, beverages, and disposable items to be purchased on an “as-needed” basis for a two (2) year period beginning January 1, 2020 through December 31, 2021 for food service operations (various concessions and restaurants) throughout the Park District and fresh produce and fruit for the Zoo. The award will provide flexibility to purchase from various food suppliers and purveyors based on need, freshness and seasonal availability. Furthermore, this recommendation will allow the food service operations and the Zoo to consider/purchase new products that come to market that may be chosen based on quality, seasonal opportunities, the competitive marketplace and price fluctuation.

Regarding the restaurant industry, it is built on trends (gluten free, vegan, power foods, free range, etc.) and commodity indexes and these trends/indexes can fluctuate quickly. The success of Cleveland Metroparks restaurant operations depends on the ability to adapt and change with these trends, seasons and opportunities. Plus, menus may change throughout the year as well as different daily specials. New suppliers/producers also enter the market each year. The need for versatility here is apparent as staff is tasked with making food operations a popular success.

This award will enable the ability to insure freshness, high quality, unique opportunities, trendy offerings and consistent product at all of Cleveland Metroparks food operations.

Anticipated Vendors and possible product *(included but are not limited to):*

- **Food & beverage (both fresh and prepared):** Aslan Inc., Economy Produce & Vegetable Company, Inc., Lexington Services, Northern Haserot, Blue Ribbon Meats, Paragon Produce, Cantonese Classic Seafood, Premier Produce, Sanson Produce, Michael’s Bakery, Orlando Baking, various vendors at West Side Market, Utz, and Peck Food Service.
- **Disposables including packaging, serving and compostable materials:** Trimark SS Kemp, Dean Supply, and Northern Haserot.
- **Ware washing:** State Cleaning (State Chemical), Ecolab, and Sysco Foodservice.

RECOMMENDED ACTION:

That the Board approve the purchase of **fresh and prepared foods and disposables from the vendors noted above and others “as needed”** per Sole Source Renewal #6307 for a two (2) year period beginning January 1, 2020 through December 31, 2021, for a total cost not to exceed \$2,225,000.00. In the event the log of consumption approaches 90 percent of the estimate, an action item will be presented to the Board requesting an increase.

AWARD OF BIDS (cont.)

SOLE SOURCE RENEWAL #6308 SUMMARY: NATIVE PLANT MATERIAL for a two (2) year period beginning January 1, 2020 through December 31, 2021

- - HIGHLIGHTS AT A GLANCE - -
2018-2019 Expenditures = \$160,000
2020-2021 Estimate = \$200,000

This item provides availability for native plant material to be purchased on an “as-needed” basis for a two (2) year period beginning January 1, 2020 through December 31, 2021 for various locations throughout the Park District. The award will provide flexibility to purchase from various suppliers based on need and quality of products.

The introduction of non-native or plant material from undesirable geographic origins can influence the integrity of a restoration project as well as the surrounding area by passing along foreign genetic material or introducing invasive non-native material.

Using native plants to restore the landscape can help enhance habitat resiliency and minimize impact of species loss. Due to local environmental filters, natives in most cases, establish self-sustaining plant communities that require less maintenance. This is because they are adapted to a local region and tend to tolerate damage from freezing, drought, common diseases, and herbivores.

Native plant species are major characteristics of the functional attributes necessary for ecosystem restoration. Native plants help increase local population’s capacity for providing numerous ecological benefits and services. There are specific relationships developed including: associations of mycorrhizae with plants, invertebrates with woody debris, pollinators with flowers, and birds with structural habitat that can only be rebuilt by planting native plants.

All native plant material will include species with existing naturally occurring range found in northern Ohio. Material must be from known genetic stock originating from a reasonable geographical proximity to Cleveland, Ohio and documentation of provenance or location of seed source must be provided upon request.

The anticipated vendors have demonstrated the integrity of maintaining regional genetic material in their native plant material. Their stock has proven to be of high quality and meets all of Cleveland Metroparks Natural Resources expectations.

This award will provide flexibility to purchase from various native plant suppliers. Furthermore, this will allow Park District staff to purchase various native plant material based on discretion, quality and factors beyond price for all our locations.

AWARD OF BIDS (cont.)**Anticipated Vendors and possible product** (*included but are not limited to*):

- **Shrubs:** Native Roots, Inc., Woody Warehouse Nursery Inc., and Riverside Native Tree Nursery.
- **Small Trees:** Woody Warehouse Nursery Inc., Riverside Native Trees,
- **Large Trees:** Woody Warehouse Nursery Inc. and QRST Nursey
- **Herbaceous Plugs/ Pots:** Native Roots, Inc., Ohio Prairie Nursery Ltd., Archewild, and Cardno.
- **Native Seed Plant Mix:** Ohio Prairie Nursey Ltd. and Cardno.

RECOMMENDED ACTION:

That the Board approve the purchase of **Native Plant Material** as per Sole Source Renewal #6308 for a two (2) year period beginning January 1, 2020 through December 31, 2021, for a total cost not to exceed \$200,000.00. In the event the log of consumption approaches 90 percent of the estimate, an action item will be presented to the Board requesting an increase.

AWARD OF BIDS (cont.)

BID #6456 SUMMARY: RHINOCEROS BULL BARN PACKAGE - CLEVELAND METROPARKS ZOO (*Originating Sources: Sean E. McDermott, P.E., Chief Planning and Design Officer, Andy Simons, Project Manager, John Cardwell, Landscape Architect*)

Background

Since the importation of a female black rhino from a reserve in South Africa in 1997, Cleveland Metroparks Zoo has been a leader in rhino training and husbandry. Over the succeeding two decades, the Zoo has birthed seven black rhino calves, including multi-generational births. All of this success has occurred within a single barn, with a single yard visible to the public. With all of the husbandry success and an increased focus on rhino conservation, black rhinos have become a flagship species for Cleveland Metroparks Zoo. In an effort to capitalize on that success, the Zoo seeks to expand the rhino experience at the Zoo by creating a second rhino yard and adding a small bull rhino barn. This expansion would allow greater visibility of rhinos to the Zoo's guests and increased success in husbandry by separating the male and females into two barns. The Cleveland Metroparks Zoo and Planning and Design teams have been working together to develop the proposed expansion.

In preparation for the expansion of the Cleveland Metroparks Rhino Exhibit to support its tremendous success in breeding critically endangered eastern black rhinos, Cleveland Metroparks, following approval by the Board on April 19, 2019, contracted with B&B Wrecking and Excavating to clear the adjacent site to the existing Rhino Exhibit in the amount of \$147,300. This work was completed in the Spring of 2019 at the site of the former Monkey Island exhibit.

It was identified during the planning of the Rhino Exhibit Expansion that the site work portion of the project could be performed ahead a new bull rhino barn to avoid winter conditions on the site work. Therefore, a bid package was prepared that includes earthwork, retaining walls, utilities, and other related site improvements. On August 15, 2019 the Board awarded Bid#6449, to Chieftain Trucking and Excavating, Inc (Chieftain) for the Rhinoceros Habitat Expansion Site Work in the amount of \$549,000.00. The site work is successfully under construction with the Board approving Change Order No. 2 at the October 17, 2019 Board meeting to add to Chieftain's scope the inclusion of the Bull Barn foundation and underslab utilities in the amount of \$146,115.57.

With demolition, site work, and foundations nearing completion, the next and final phase of construction includes the Rhinoceros Bull Barn and site finishes, inclusive of all guest areas and rhino containment and transfer systems.

Bid Results

On November 5th, 2019 the following sealed bids were received for Bid #6456 – Rhinoceros Bull Barn Package - Cleveland Metroparks Zoo.

AWARD OF BIDS (cont.)

<u>Bid #6456</u>	
Rhinoceros Bull Barn Package	
Cleveland Metroparks Zoo	
<u>Bidder Name</u>	<u>Total Base Bid</u>
Lawler Construction, LLC	\$1,344,900
Engelke Construction Solutions, LLC	\$1,375,473
The Knoch Corporation	\$1,401,800
Regency Construction Services, Inc.	\$1,449,000
Panzica Construction Company	\$1,454,900
Hummel Construction Company	\$1,469,000
Towne Center Construction, LLC	\$1,493,121
Rycon Construction, Inc.	\$1,493,000
	<i>Engineer's Estimate - \$1,5120,500</i>

Bid Analysis

Staff instructed each bidder to include in their bid two allowances. The first allowance, in the amount of \$375,000, is stipulated for the contractor to select a containment specialist to perform the design and installation of the rhino caging, gates, hydraulic systems, and related controls. The second allowance, in the amount of \$20,000, is stipulated for the design and installation of an in-ground irrigation system.

Staff has performed a review of the bid results and subsequently reviewed the scope of work and details of Lawler Construction, LLC's bid. Lawler Construction, LLC has performed positively for the Metroparks renovating the East 55th Marina Concessions Building in 2014. Their client base in Cleveland includes, but is not limited to, Case Western Reserve University, Heinen's Supermarkets, Dave's Supermarkets, and The Salvation Army. Furthermore, staff is recommending an allowance of \$35,000 be established and included in the contract to address the potential additional costs associated with Rhinoceros containment. The addition of a \$35,000 allowance results in a total contract amount of \$1,379,900.

RECOMMENDED ACTION:

That the Board authorize the Chief Executive Officer to enter into a contract with Lawler Construction, LLC as the lowest and best bidder for **Bid #6456 – Rhinoceros Bull Barn Package**, Cleveland Metroparks Zoo, in an amount not to exceed \$1,379,900. In the event that the bidder cannot satisfy the bid the award will be given to the next successive bidder who the Board, in its discretion, has reflected in the minutes as being the next lower and best bidder who can satisfy the bid. The difference in cost and all related costs to the difference will be assumed by the original bidder. Form of the contract to be approved by the Chief Legal and Ethics Officer.

AWARD OF BIDS (cont.)

BID #6461 SUMMARY: NATURE EDUCATION BUILDING RENOVATION NATURE PRESCHOOL – NORTH CHAGRIN RESERVATION

(Originating Sources: Sean E. McDermott, P.E., Chief Planning and Design Officer, Tammy Oliver, Director of Project Development, Ryan Denker, Architect)

Background

The Nature Education Building (“NEB”) in the North Chagrin Reservation was acquired in 1976. Sitting just beyond the North Chagrin Nature Center, the building has served as an extension of programming and education, and is a popular destination for guests. In 2016, an Owl Aviary was built as an addition to the NEB, providing the birds of prey with a more natural outdoor habitat and opening up interior space within the NEB for additional future programming.

In August 2018, Cleveland Metroparks opened its first Nature Preschool at the Rocky River Nature Center, offering two classes per week. These classes sold out immediately and are currently unable to meet the regional demand for this unique nature-based learning experience. As such, the recently vacated space within the NEB was identified as the perfect location for the expansion of Cleveland Metroparks’ Nature Preschool.

A portion of the NEB will be renovated to provide exceptional education space, both interior and exterior, for three new classes of Nature Preschool. Cleveland Metroparks staff, acting as architect for the design, completed construction documents for the renovation. The project will renovate approximately 500 s.f. of the 3,100 s.f. building. Construction will be performed by a combination of a third-party contractor and internal Park District skilled trades. The contractor scope associated with Bid #6461 includes reconfiguration of the floor plan, new windows, doors, millwork, light fixtures and finishes. Cleveland Metroparks staff will construct specialized classroom finishes as well as a complementary outdoor education space.

The renovation work is planned to be complete in summer 2020 to prepare for licensing and the fall school season. The project is being funded through private donations.

In addition to bidding the base design, bidders were asked to include a \$10,000 Owner Allowance for unforeseen items that may arise during construction as well as to provide an alternate price for:

- Add Alternate No. 1 – Soffit Framing

Bid Results:

On November 4, 2019, the following sealed bids were received for Bid #6461 Nature Education Building Renovation, Nature Preschool – North Chagrin Reservation

BID #6461 NATURE EDUCATION BUILDING RENOVATION, NATURE PRESCHOOL – NORTH CHAGRIN RESERVATION								
Bid Items	Albert M. Higley Company LLC	Crown Commercial Construction, Inc.	Henderson Contracting Company, LLC	James Martin Contractor Services, LLC	Lawler Construction, LLC	Panzica Construction Company	SRK Enterprises, Inc.	Town Center Construction, LLC
Base Bid	\$ 157,971.40	\$ 92,000.00	\$ 119,340.60	\$ 69,974.00	\$ 94,106.00	\$ 88,000.00	\$ 104,470.00	\$ 123,999.00
Owner Allowance	\$ 10,000.00	\$ 10,000.00	\$ 10,000.00	\$ 10,000.00	\$ 10,000.00	\$ 10,000.00	\$ 10,000.00	\$ 10,000.00
<i>Base Bid Sub-Total</i>	<i>\$ 167,971.40</i>	<i>\$ 102,000.00</i>	<i>\$ 129,340.60</i>	<i>\$ 79,974.00</i>	<i>\$ 104,106.00</i>	<i>\$ 98,000.00</i>	<i>\$ 114,470.00</i>	<i>\$ 133,999.00</i>
Add Alt. No. 1 - Soffit framing	\$ 3,380.00	\$ 3,750.00	\$ 1,400.00	\$ 1,400.00	\$ 4,730.00	\$ 3,700.00	\$ 2,300.00	\$ 3,500.00
Overall Bid Total	\$ 171,351.40	\$ 105,750.00	\$ 130,740.60	\$ 81,374.00	\$ 108,836.00	\$ 101,700.00	\$ 116,770.00	\$ 137,499.00
<i>Engineer's Estimate - \$145,000</i>								

AWARD OF BIDS (cont.)**Bid Analysis**

Staff has performed a review of the bid results and subsequently reviewed the scope of work and details of the bid provided by James Martin Contractor Services, LLC (“James Martin”). Although James Martin has not previously completed work for Cleveland Metroparks, James Martin is a well-established general contractor in northeast Ohio and has performed positively for Portage County Regional Planning Commission and Gilmore Academy.

Furthermore, staff recommends the acceptance and award of Add Alternate No. 1.

RECOMMENDED ACTION:

That the Board authorize the Chief Executive Officer to enter into a contract with **James Martin Contractor Services, LLC** as the lowest and best bidder for **Bid #6461 – Nature Education Building Renovation, Nature Preschool – North Chagrin Reservation**, in a lump sum of \$81,374. In the event that the bidder cannot satisfy the bid the award will be given to the next successive bidder who the Board, in its discretion, has reflected in the minutes as being the next lower and best bidder who can satisfy the bid. The difference in cost and all related costs to the difference will be assumed by the original bidder. Form of the contract to be approved by the Chief Legal and Ethics Officer.

AWARD OF BIDS (cont.)**OHIO CO-OP ORC 125.04 #6465 SUMMARY: FIVE (5) CLUB CAR CARRY ALL UTILITY VEHICLES** for Cleveland Metroparks Zoo

DESIGNATION	Cleveland Metroparks Zoo
UNIT(S) REPLACED	Four (4) Carry All Utility Vehicles
NEW UNIT BASE COST	\$10,126.40 each
Cargo Beds including electric bed lift	\$680.80
Taillight, Brake Light and Horn	\$188.80
Curtis Cab Unit	\$3,447.20
Set up / Installation	\$600.00
UNIT TOTAL	\$15,043.20
TOTAL ORDER (x4)	\$60,172.80
UNIT(S) REPLACED	One (1) Carry All Utility Vehicle w/ Ambulance Package
NEW UNIT BASE COST	\$12,794.20 each
Ambulance Package	\$6,012.05
Set up / Installation	\$600.00
TOTAL ORDER (x1)	\$19,406.25
Grand Total	\$79,579.05

The five (5) Carry All Utility Vehicles will be used by Cleveland Metroparks Zoo Facility Operations, Zoological Programs staff, and Guest Services.

The five (5) Utility Vehicles marked for replacement were purchased in 1995, 1996, 1999 and 2006; and are beyond economical repair. Four are equipped with larger beds and full cabs making them available for use year-round.

The replaced units will go to on-line auction or replace units of lesser value that will go to on-line auction.

RECOMMENDED ACTION:

That the Board approve the purchase of Five (5) Club Car Carry All Utility Vehicles, as per Ohio Co-Op ORC 125.04 #6465, equipped as specified in the above summary, from **South East Golf Car Company for a total cost of \$79,579.05** in full utilization of the Ohio Cooperative Purchasing Program, contract number 800781, ORC 125.04.

AWARD OF BIDS (cont.)

SOURCEWELL CO-OP#6466 SUMMARY: 2020 OPERATIONAL PURCHASES (SMALL WARES, DISPOSABLES) AND CAPITAL EQUIPMENT for various locations throughout Cleveland Metroparks

Background

The following represents the **Operational Purchases** (small wares and disposables) for day to day business operations and **Capital Equipment** for any capital projects that come up in the food and beverage area.

Recommended Operational Purchases and Capital Equipment

Operational purchases and capital equipment will be purchased through the Sourcewell Government Purchasing Alliance cooperative purchasing program, kept on file in the Purchasing Division, and purchased based upon standard Cleveland Metroparks purchasing policies.

The following items are recommended for purchase from OMNIA supplier, specifically Trimark SS Kemp (Sourcewell contract number 091918-TMK).

Breakdown of Operational and Capital Equipment by location (included, but not limited to):

Location – Small Ware and Disposables	Estimated Cost
The Chalet	\$2,500
Wallace Lake Concessions	\$5,000
Huntington Beach Concessions	\$3,000
Edgewater Pier Concessions	\$2,500
Edgewater Beach House Concessions	\$32,000
Hinckley Spillway Concessions	\$1,000
Ledge Pool Concessions	\$1,000
E. 55 th Marina Concessions	\$15,000
Merwin’s Wharf	\$25,000
Euclid Beach Concessions	\$2,500
Wildwood Concessions	\$3,500
Emerald Necklace Marina Concessions	\$12,000
Operational Total	\$105,000
Location – Capital Equipment	Estimated Cost
Enterprise Locations	\$65,000
Capital Equipment Total	\$65,000
Total	\$170,000

RECOMMENDED ACTION:

That the Board authorize an award of Sourcewell Co-Op #6466 for the purchase of Operational Purchases and Capital Equipment from **Trimark SS Kemp, in the sum of \$170,000** as specified in the summary and maintained in the Procurement Office files in full cooperation of Sourcewell Contract Number 091918-TMK and Cleveland Metroparks purchasing policies. In the event the log of consumption approaches 90 percent of the estimate, an action item will be presented to the Board requesting an increase.

AWARD OF BIDS (cont.)

SOLE SOURCE #6467 SUMMARY: 2020 BEER, WINE AND SPIRITS FOR RESALE

- - HIGHLIGHTS AT A GLANCE - -
2019 Expenditures = \$425,000
2020 Estimate = \$450,000

This item provides for various beer, wine and spirits for resale at Cleveland Metroparks restaurants, concessions, golf courses, and special events on an “as-needed” basis for 2020.

The sole source purchases of the various brands are exclusively sold in Northeast Ohio by the distributors listed in the table below. The mix and selected vendor allocations will be evaluated per event and/or per location to effectively and efficiently provide for the relevant target market(s) specific to each initiative.

The following is a summary of the anticipated vendors. Actual expenditures for a given vendor will depend on attendance determined at the location or during specific events. Therefore, the recommendation authorizes an overall “not to exceed” \$450,000 amount versus a specific spend allocation per vendor. It is the intention of staff to have all such purchases centralized under this action.

Anticipated vendors for beer, wine and spirits (include but are not limited to):

<u>Distribution Center</u>	<u>Brand</u>
Cavalier Distributing	Fat Heads and other certain craft beer
Superior Beverage	Great Lakes and other craft beers
Platform Brewing	Platform
Brick and Barrel Brewing	Brick & Barrel
Beverage Distributors	Miller
House of LaRose	Budweiser
Heidelberg Cleveland	Wine, craft beers, low proof spirits
R.L. Lipton	Corona and other certain craft beers
Minotti’s	Approved liquor store from State of Ohio

RECOMMENDED ACTION:

That the Board approve the purchase of various Beer, Wine and Spirits for resale as per Sole Source #6467, **for a total cost not to exceed \$450,000** for the period of January 1, 2020 through December 31, 2020. In the event the log of consumption approaches 90 percent of the estimate, an action item will be presented to the Board requesting an increase.

AWARD OF BIDS (cont.)**OMNIA CO-OP #6468 SUMMARY: **TWO (2) CHILLER COOLING SYSTEMS**
for the Zoo Rainforest****Background**

The Cleveland Metroparks Zoo RainForest cooling system is original to the building with the chillers manufactured in 1989. The chiller plant is currently running at half capacity due to an impeller malfunction. The current R-11 refrigerant has been phased out due to ozone depleting properties, resulting in an increase in price.

Park District staff hired Scheeser Buckley Mayfield (SBM) to review all proposals from Carrier, Johnson Controls, and Trane, all of whom provided proposals based on prices being offered by those companies pursuant to a cooperative purchasing agreement. After reviewing the scope, performance, costs, and previous equipment usage experience, SBM recommended moving forward with the Trane.

Trane currently is under the national cooperative purchasing agreement with OMNIA (contract number USC 15-JLP-023/44-107201-19-012). Their proposal includes but not limited to: removal of existing chillers, install two (2) 200 Ton Trane agility Centrifugal Chillers, one (1) 400 Ton Cooling Tower, two (2) Chilled Water Supply Pumps, two (2) Chilled Water Return Pumps, two (2) Condenser Water Pumps, four (4) VFD's for pump and fan towers, and all necessary parts and labor for demolition and installation for a total cost of \$665,500.

In order to keep the negative impact at a minimum to the building and our guests the removal and installation of the chillers will occur over the winter months. The lead time to fabricate the chillers is 10-12 weeks which will give the park and Trane plenty of time to complete the project by the start of the cooling season (around May 2020).

There's an expectation to receive a significant savings in energy consumption due to the new advanced technology of chillers.

RECOMMENDED ACTION:

That the Board authorize the Chief Executive Officer to enter an agreement, in a form approved by the Chief Legal & Ethics Officer, between Cleveland Metroparks and **Trane, for a combined total not to exceed \$665,500** for its lowest and best proposals, as summarized above and maintained in the OMNIA Co-Op file #6401, for the two (2) chiller cooling systems for the Zoo Rainforest.

AWARD OF BIDS (cont.)

OMNIA and SOURCEWELL CO-OPs SUMMARY#6469: JANITORIAL CLEANING PRODUCTS AND SYSTEMS (CLEANING, SANITATION, AIR CARE, AND WASTEWATER) for a two (2) year period beginning December 1, 2019 through November 30, 2021, with an option to renew for two (2) additional years

Background

Cleveland Metroparks standardized the purchasing of various janitorial cleaning products (including those that are “eco-friendly”) and currently purchasing products from **W.W. Grainger** and eco-friendly *programs/systems* (cleaning and sanitation, air care and wastewater) from **State Industrial Products** for the time period of December 1, 2017 through November 30, 2019.

Staff compared the overall pricing structure and value added of various janitorial products and systems (products offered, online services, sustainability and eco-friendly programs) offered by both current suppliers to the Staples, Chem Safe, and M. Conley.

The Park District would like to continue to leverage the OMNIA cooperative contract with W.W. Grainger for the supply of janitorial products throughout Cleveland Metroparks. Staff utilizes a web-based electronic catalog concept for procurement and payment of such products with a net-priced catalog custom-tailored for Cleveland Metroparks which is protected by a user name and password for the online security system.

However, staff recommends switching from State Chemical to Staples for the supply of cleaning and sanitation system products (proportion system for dispensing concentrated cleaning products) and wastewater programs (for lift stations, grease traps, pit toilets and drains) by leveraging the Sourcewell cooperative contract number 110415-SCC. Each program includes the installation of equipment and dispensers.

The new contract term is for a two (2) year period beginning December 1, 2019 through November 30, 2021, with the option to renew for two (2) additional years. W.W. Grainger and Staples provides next day (24-hour) delivery for all items to various locations throughout the Park District.

The contract with both suppliers serves as an active contract to evaluate the cost of products monthly which ensures that the Park District is getting the optimal cost. To that end, Cleveland Metroparks staff recommends continuing a split award to W.W. Grainger and Staples as the combination represents the lowest and best overall value for the Park District.

RECOMMENDED ACTION:

That the Board authorize a split award for the purchase of various janitorial cleaning products and programs, as specified in the above summary for OMNIA and Sourcewell Co-Ops #6469 to **W.W. Grainger and Staples** to be purchased on an “as needed” basis for a two (2) year period beginning December 1, 2019 through November 30, 2021, with an option to renew for two (2) additional year, **for a total cost not to exceed \$475,000**, in full utilization of the OMNIA contract number 192163 and Sourcewell cooperative contract number 110415-SCC. In the event the log of consumption approaches 90 percent of the estimate, an action item will be presented to the Board requesting an increase.

AWARD OF BIDS (cont.)**OHIO CO-OP #6470 SUMMARY: CLEVELAND METROPARKS ZOO
PERIMETER AND PEDESTRIAN FENCING****Background**

Currently portions of the perimeter fence around the Zoo are in need repair and upgrades. This project will drastically increase guest's safety and security by providing a fence around the Cleveland Metroparks Administration Building, Zoo Facilities Building, Warehouses, associated parking lots, as well as pedestrian barriers around animal exhibits (Onager, Reindeer and Lions).

The project scope includes installing approximately 1,138 linear feet of 8-foot-tall perimeter fence with one (1) 18-foot power slide gate near the service entrance of the Zoo (Snake Hill) and approximately 1,060 linear of feet of 42-inch-tall pedestrian fencing around the animal exhibits (Onager, Reindeer and Lions). Construction will begin in January 2020 and will conclude around April 2020.

Zoo staff recommends entering into a contract with IAP Government Services Group for the proposed work for a sum of \$166,471.98. The project will be using a project delivery method of Third Party Administrator for Facility Maintenance, Repair, and Minor Construction Projects through the State of Ohio Cooperative Contract Number CSP905815.

IAP Government Services Group worked seamlessly with Zoo staff with the preparation of the scope of work. Once both parties agreed on the scope, IAP Government Services Group solicited proposals on the Zoo's behalf. IAP Government Services Group received two bids: Johnson Laux Construction Ohio and Auto Glass System. After reviewing the proposals, both parties recommend awarding the project to Johnson Laux Construction Ohio. The contract will ultimately be held with IAP Government Services Group and they will serve as third party administrator.

RECOMMENDED ACTION:

That the Board authorize the Chief Executive Officer to enter into an agreement, in a form approved by the Chief Legal & Ethics Officer, between Cleveland Metroparks and IAP Government Services Group in the amount not to exceed \$166,471.98, as summarized above and maintained in Ohio Co-Op #6470, for the installation of the perimeter and pedestrian fencing, in full cooperation with State of Ohio Contract number CSP905815.

AWARD OF BIDS (cont.)

OMNIA CO-OP #6471 SUMMARY: VARIOUS LAMPS (INCLUDING LED'S) AND BALLASTS for various locations throughout Cleveland Metroparks to be supplied on an "as needed" basis beginning November 22, 2019 through November 30, 2021, with an option to renew for an additional two (2) years

Background

Wesco Distribution is the current supplier of lamps (including LED's) and ballasts throughout Cleveland Metroparks. Park District staff utilizes a web-based electronic catalog concept for procurement of such products with a net-priced catalog custom-tailored for Cleveland Metroparks, which is protected by a user name and password for online security system. Wesco Distribution provides Just-In-Time/next day (24-hour) delivery for all items to various locations throughout Cleveland Metroparks for the time period of November 22, 2018 through November 21, 2019.

Park District staff compared the overall pricing structure and value added of various lamps (including LED's) and ballasts offered by the current supplier to the Graybar and W.W. Grainger.

Staff recommends switching from Wesco Distribution to Graybar for the supply of products by leveraging the OMNIA cooperative contract number EV2370. Graybar is able to provide the online and delivery services as mentioned above.

The new contract term is for two (2) years beginning November 22, 2019 through November 30, 2021, with an option to renew for two (2) additional years.

The contract with Graybar serves as an active contract to evaluate the cost of products monthly which ensures the park is getting the optimal cost. To that end, staff recommends an award to Graybar which represents the lowest and best overall value for the Park District.

RECOMMENDED ACTION:

That the Board authorize the purchase of various lamps (including LED's) and ballasts, as specified in the above summary for OMNIA Co-Op #6471 to **Graybar** to be purchased on an "as needed" basis for a two (2) year period, beginning November 22, 2019 through November 30, 2021, with an option to renew for two (2) additional years, **for a total two (2) year cost not to exceed \$100,000**, in full utilization of the OMNIA contract number EV2370. In the event the log of consumption approaches 90 percent of the estimate, an action item will be presented to the Board requesting an increase.

GOODS AND SERVICES (\$10,000 - \$50,000) ACQUIRED
SINCE LAST BOARD MEETING (Presented 11/13/19)

Cleveland Metroparks By-Laws, Article 5 (Procurement), Section 4 (a), as revised and approved by the Board of Park Commissioners on January 10, 2013, "*The CEO is authorized to enter into contracts and contract amendments for construction, change orders, and to purchase equipment, goods and services, and real estate, without prior approval of the Board in each instance, if the cost of the contract or contract amendment, for any single project, or the amount of the purchase, does not exceed \$50,000. Any contracts where the cost exceeds \$10,000 or any purchase where the amount exceeds \$10,000, and approved by the CEO, shall be reported to the Board at its next regularly scheduled meeting following the execution of said contract or said purchase,*" the following is provided:

<u>REF. NO. / ITEM – SERVICE</u>	<u>VENDOR</u>	<u>COST</u>	<u>PROCEDURE</u>
Pavement repairs and improvements at Royalview Picnic Area; Mill Stream Run Reservation.	R.J. Platten Construction	\$47,960.00	(7)
Brush blasting and painting of Ledge Pool; Hinckley Reservation. Additional services for caulking and repair of joints and seams.	PoolTech, Inc.	\$35,750.00 850.00 \$36,600.00	(7)
Open Drone Map multispectral and speed improvements support services.	Masseranolabs, LLC	\$40,000.00	(3)
Northern Ohio Watershed Corps Program host site fee for three (3) full time members for Trails, Natural Resources and Watershed Stewardship Center.	Tinker’s Creek Watershed Partners, Inc.	\$22,000.00	(3)
Legal consulting fees for forestry offset development project; additional services.	Latham & Watkins LLP	\$30,000.00 15,000.00 \$45,000.00	(7)
One (1) new 2020 Ford Transit 150 low roof eight passenger van.	Bob Gillingham Ford	\$34,683.50	(7)
Two (2) Ultra Low Freezers; includes five (5) year warranty on parts.	Daigger Scientific Inc.	\$32,189.20	(7)
One (1) new 2020 Ford F250, 4x4, extended cab pickup truck.	Middletown Ford, Inc.	\$29,859.16	(2)

GOODS AND SERVICES (\$10,000 - \$50,000) ACQUIRED (cont.)

<u>REF. NO. / ITEM – SERVICE</u>	<u>VENDOR</u>	<u>COST</u>	<u>PROCEDURE</u>
Land acquisition from Slavic Village Development, 3676 Independence Rd., Cleveland, OH 44105.	Surety Title Agency	\$23,618.00	(3)
Deer exclusion fence and installation in South Chagrin Reservation for Climate Adaptation Grant.	Sabia Landscape, Inc.	\$46,506.00	(7)
New Xerox C8045H Color Copier.	ComDoc	\$10,548.00	(2)
One (1) new 2020 Ford F350, DRW, 4x4, regular cab and chassis pickup truck with 84" C/A.	Middletown Ford, Inc.	31,436.65	(2)
Deinstallation and reinstallation of donated CT scanner from Metro Health.	Zetta Medical Technologies, Inc.	\$15,000.00	(7)
Pipe and fittings for Zoo RainForest domestic hot water system, additional material.	Woodhill Supply	\$25,101.74 <u>743.93</u> \$25,845.67	(7)
Year-end mailing solicitation to non-donors; includes printing, mailing and postage.	Master Printing	\$34,840.00	(7)
Reimbursement of tickets sold for the Cleveland Foundation Centennial 5k race in September 14, 2019.	Cleveland Foundation	\$13,985.00	(3)
Three (3) new Turfco 1550 Widespin Topdresser with 13 HP Briggs gas engine.	Baker Vehicle Systems	\$40,752.00	(7)

===== **KEY TO TERMS** =====

- (1) **"BID"** – Formal bid invitations sent and advertised in *The Plain Dealer* 15 days preceding the bid opening.
- (2) **"COOPERATIVE"** – Purchased through cooperative purchasing programs i.e. – State of Ohio, US Communities, etc.
- (3) **"SOLE SOURCE"** – Purchased from one source as competitive alternatives are not available.
- (4) **"PROPRIETARY"** – Merchandise purchased for resale directly from the brand's manufacturer.
- (5) **"PROFESSIONAL SERVICE"** – Services of an accountant, architect, attorney at law, physician, professional engineer, construction project manager, consultant, surveyor or appraiser as outlined under Article 5, Sections 1-4 of the Board By Laws and defined by ORC 307.86.
- (6) **"COMPETITIVE QUOTE (up to \$10,000)"** – Originally estimated \$10,000 or less, quoted by three vendors.
- (7) **"COMPETITIVE QUOTE (over \$10,000 to \$50,000)"** – Chosen through the accumulation of three written quotes.

CONSTRUCTION CHANGE ORDERS OR AMENDMENTS TO PROFESSIONAL SERVICE CONTRACTS (11/13/19)

Pursuant to Cleveland Metroparks By-Laws, Article 5 (Procurement), Section 4 (b) and (c), as revised and approved by the Board of Park Commissioners on January 10, 2013, "...the CEO is not authorized to enter into any change orders to construction contracts, without prior approval of the Board in each instance, except that the CEO is authorized to enter into change orders to construction contracts, without prior approval of the Board in each instance, where the additional cost is less than THE LESSER OF: (i) \$50,000, or (ii) ten percent (10%) of the cost of the contract. Each change order by the CEO under this Article shall be reported to the Board at the next meeting of the Board following the execution of said change order."

(c). "Amendment to Professional Service Contract. For professional service contracts greater than \$50,000, the CEO is not authorized to enter into any amendment to professional services or other special services agreement, without prior approval of the Board in each instance, except that the CEO is authorized to enter into amendments to professional services and other special services agreements for additional fees, without prior approval by the Board in each instance, where the additional fees for the agreement by the CEO pursuant to this Section, aggregate less than THE LESSER OF: (i) \$50,000, or (ii) ten percent (10%) of the cost of the agreement. Each amendment by the CEO under this Section shall be reported to the Board at the next meeting of the Board following the execution of said amendment.", the following is provided:

<u>Contract</u>	<u>Item/Service</u>	<u>Vendor</u>	<u>Change Order or Amendment</u>
<p><u>Whiskey Island Connector – Lakefront Reservation</u></p> <p>Revised Contract Amount: Amendment No. 3 adds \$40,704.00 and revised total to \$486,311.00.</p>	<p>Additional construction services to include utility and construction coordination, shop drawing reviews, design/plan changes, onsite supervision and inspection, and project coordination meetings.</p>	<p>E.L. Robinson Engineering</p>	<p>Amendment No. 3</p>
<p><u>Whiskey Island Marina Emergency Repair</u></p> <p>Revised Contract Amount: Change Order No. 3 adds \$8,527.80 and revised total to \$186,027.80.</p>	<p>Additional repairs to the navigation light replacement, furnish and install new rigging anchors at location #3, and furnish new hardware due to flange deterioration.</p>	<p>Huffman Equipment Rental, Inc.</p>	<p>Change Order No. 3</p>

RESOLUTION NO. 19-11-139

The following vouchers have been reviewed as to legality of expenditure and conformity with the Ohio Revised Code.

Attest: _____

Chief Financial Officer

BE IT RESOLVED, that the payment of the following items, which may include Then and Now Certificates, are ratified by the Board of Park Commissioners. All expenditures have been reviewed and approved for payment by the Chief Financial Officer and Chief Executive Officer in accordance with the by-laws of the Board of Park Commissioners.

Printed Checks dated October 11, 2019 in the amount of \$524,876.06

Printed Checks dated October 17, 2019 in the amount of \$21,449.36

Printed Checks dated October 18, 2019 in the amount of \$1,253,100.00

Printed Checks dated October 25, 2019 in the amount of \$727,873.41

Printed Checks dated November 1, 2019 in the amount of \$1,261,636.65

Net Payroll dated September 15, 2019 to September 28, 2019 in the amount of \$1,371,179.67

Withholding Taxes in the amount of \$321,445.33

Net Payroll dated September 29, 2019 to October 12, 2019 in the amount of \$1,466,239.15

Withholding Taxes in the amount of \$345,468.52

Bank Fees/ADP Fees in the amount of \$54,906.48

Cigna Payments in the amount of \$490,902.09

ACH Debits (First Energy; Sales Tax) in the amount of \$93,711.53

Visa/Travel Purchasing Card dated October 6, 2019 to November 2, 2019 in the amount of \$328,950.77

Total amount: \$8,261,739.02

Attest: _____

President of The Board of Park Commissioners

Chief Executive Officer

RECOMMENDED ACTION:

That the Board of Park Commissioners approves **Resolution No. 19-11-139** listed above.

RESOLUTION NO. 19-11-140

The following vouchers have been reviewed as to legality of expenditure and conformity with the Ohio Revised Code.

Attest: _____

Chief Financial Officer

BE IT RESOLVED, that the payment of the following items, which may include Then and Now Certificates, are ratified by the Board of Park Commissioners. All expenditures have been reviewed and approved for payment by the Chief Financial Officer and Chief Executive Officer in accordance with the by-laws of the Board of Park Commissioners.

Visa Card-Arborwear dated September 8, 2019 to November 2, 2019 in the amount \$1,740.00

Total amount: \$1,740.00

Attest: _____

President of The Board of Park Commissioners

Chief Executive Officer

RECOMMENDED ACTION:

That the Board of Park Commissioners approves **Resolution No. 19-11-140** listed above.

INFORMATION/BRIEFING ITEMS/POLICY.

- a. ***Chief Executive Officer's Employee Guest(s)***
(Originating Source: *Brian M. Zimmerman, Chief Executive Officer*)

Martha M. Auner, Administrative Specialist 1 – Zoo Guest Services

Martha (Marti) Auner began working for Cleveland Metroparks Zoo in 2017 as a seasonal Tram Driver. In October 2018, she began working for the Zoo as an Administrative Specialist/Receptionist. Previously, Marti worked in various positions at The Cleveland Clinic Main Campus as well as Borders Bookstore. In these positions she acquired skills in office management, customer service, high volume phone call experience, and charting and medical secretarial skills. Marti attended Duquesne University in Pittsburgh, Pennsylvania.

- b. ***Summary of Zoo Conservation Funds 2019***
(Originating Sources: *Christopher Kuhar, Zoo Executive Director/Kristen Lukas, Director of Conservation and Science*)

Background

Modern zoological parks have expanded their role from entertainment destinations to institutions of higher impact, including significant contributions to education, science and conservation. Cleveland Metroparks Zoo's dedication to "securing a future for wildlife" is more than a tagline. The Zoo has been building conservation partnerships all over the world for several decades and a significant portion of the success of those partnerships revolves around building a sustainable funding stream for high conservation impact initiatives.

To that end, the Zoo has two categories of conservation funds: 1) those procured through Cleveland Metroparks Zoo operations and 2) those contributed by Cleveland Zoological Society.

Cleveland Metroparks Zoo funds include those procured through the Quarters for Conservation Program, funds from the Zoo's concessions partners, and donations from individuals and conservation partners. These funds are held in restricted Cleveland Metroparks accounts to be disbursed in support of targeted wildlife conservation efforts in the field around the world.

These funds include:

- **Andean Bear Conservation Fund (#2017006)**
- **Future for Wildlife (FFW) Make a Difference Fund (#2017712)**
- **Future for Wildlife Fund (#2017717)**
- **Conservation Donations Aramark (#2017718)**
- **Event Networks / Zoo Gift Concession Conservation Fund (#2017740)**

INFORMATION/BRIEFING ITEMS/POLICY (cont.)

Funds contributed by Cleveland Zoological Society include funds received through conservation support from Zoo membership sales as well as focused conservation fundraising efforts. Annually these funds are a combination of efforts to support the Zoo's core Future for Wildlife conservation program, as well as "growth" funding opportunities. These tend to be one-time contributions for a specific project or around a specific conservation cause.

2019 Funding

The Zoo conservation funds summarized below and detailed here include all funds that have been/will be disbursed in 2019 by Cleveland Zoological Society (CZS) and Cleveland Metroparks Zoo to support Zoo conservation efforts. Highlighted funds* from identified restricted Cleveland Metroparks accounts will be distributed in November 2019. The actual funds disbursed may differ slightly from those indicated here as totals were based on funds reported as of October 31, 2019.

<u>Cleveland Metroparks Restricted Funds</u>	<u>Amount</u>
Andean Bear Conservation Fund - #2017006	\$20,950
FFW Make a Difference Fund - #2017712*	\$188,576
FFW Fund - #2017717*	\$1,109
Conservation Donations Aramark - #2017718*	\$765
Event Networks Conservation Fund - #2017740*	\$41,961
TOTAL	\$253,361
<u>Cleveland Zoological Society FFW Funds</u>	
CZS FFW Fund	\$430,700
Additional/One-time FFW funds	\$374,545
TOTAL	\$805,245
GRAND TOTAL	\$1,058,606

Lion & Cheetah Conservation Program

Cleveland Metroparks Zoo and Cleveland Zoological Society will contribute a total of \$109,165 in support of the Zoos Lion & Cheetah Conservation Program through the following partnerships and activities.

Ruaha Carnivore Project Core Program & Project Support

The Ruaha Carnivore Project (RCP) studies and monitors populations of lions and other large carnivores in and around Ruaha National Park in Tanzania - a critical area for the conservation of large carnivores. The project works to develop effective conservation strategies for large carnivores by working with local pastoral communities to address human-lion conflicts as well as help reduce the negative impacts of carnivore presence by providing important conservation-related benefits to local communities.

- **Cleveland Zoological Society FFW Conservation Fund = \$61,320**
- **Cleveland Metroparks Zoo Conservation Funds = \$35,281***

INFORMATION/BRIEFING ITEMS/POLICY (cont.)**Action for Cheetahs Kenya**

Action for Cheetahs Kenya (ACK) promotes the conservation of cheetahs through research, awareness and community participation in Kenya. ACK works closely with local wildlife authorities and landholders to develop policies and programs that support wildlife conservation and human livelihoods for the long-term development of sustainable human and wildlife zones. ACK also works to evaluate cheetah habitats, and to assess human interactions and tolerance in areas that support cheetah populations on ranchlands and wildlife dispersal areas, and establish and link with community development projects for sustainable land and wildlife practices in order to promote tolerance of the cheetah as part of a balanced ecosystem.

- **Cleveland Zoological Society FFW Conservation Fund = \$6,264**

Center for Conservation Peacebuilding Training

The Zoo supported the participation of conservation partner's staff from Action for Cheetahs Kenya, and Ruaha Carnivore Project in the Center for Conservation Peacebuilding (CPeace) Fundamentals of Conservation Conflict Transformation Workshop in Tanzania. This workshop provided specific and applied training to help field conservationists work in their communities to collaboratively identify, address and transform conservation conflicts related to human-wildlife coexistence.

- **Cleveland Metroparks Zoo Conservation Funds = \$6,300**

Gorilla Conservation Program

Cleveland Metroparks Zoo and Cleveland Zoological Society will contribute a total of \$355,704 in support of the Zoos Gorilla Conservation Program through the following partnerships and activities.

Dian Fossey Gorilla Fund Core & Project Support

The Dian Fossey Gorilla Fund (DFGF) is dedicated to the conservation and protection of gorillas and their habitats in Africa through research, education, health, training and development initiatives. The Zoo works with the Dian Fossey Gorilla Fund International to secure a future for gorillas. Dr. Dian Fossey established Karisoke™ Research Center in 1967 launching one of the longest ongoing research and monitoring programs for any species in the world. DFGFI's staff of Rwandan and Congolese trackers, educators and scientists is on the ground every day in Rwanda and Democratic Republic of Congo protecting gorillas against threats from poaching, loss of habitat and disease.

- **Cleveland Zoological Society FFW Conservation Fund = \$35,725**
- **Cleveland Metroparks Zoo Conservation Funds = \$1,331***

Zoo Staff Travel to Rwanda & Dian Fossey Gorilla Fund

Zoo staff and Case Western Reserve University Graduate Students travel to Rwanda to support and conduct training for students from the University of Rwanda as part of DFGF's Memoirs Program at Karisoke Research Center to help develop the next generation of conservation scientists in Rwanda. Zoo staff has trained 30 Rwandan biology students in conservation science through this program since 2014.

- **Cleveland Zoological Society FFW Conservation Fund = \$38,000**

INFORMATION/BRIEFING ITEMS/POLICY (cont.)**Dian Fossey Gorilla Fund Ellen Campus in Rwanda**

Donation supported the capital campaign for the new Ellen Degeneres Campus of the Dian Fossey Gorilla Fund in Rwanda. The new ecologically friendly campus will include state-of-the art laboratories; a computer lab and library; flexible office and meeting space; classrooms for educational programming; a dynamic public exhibit to showcase the legacy of Dian Fossey; and guest housing to host visiting researchers and students. Work has begun on this transformative new space for the 130 DFGF staff in Rwanda, the daily gorilla protection and research programs, and outreach to more than 14,000 Rwandans each year through education training, and other community programs. Full construction started this summer, with completion expected in 2021. These funds will be used to name the Cleveland Metroparks Zoo Interpretive Trail of the Ellen Degeneres Campus of the Dian Fossey Gorilla Fund.

- **Cleveland Zoological Society Additional/One-Time Funds Raised = \$250,000**

Dian Fossey Gorilla Fund Grauer's Gorilla Program Support

The Dian Fossey Gorilla Fund (DFGF) to protect endangered Eastern lowland gorillas, only found in in Democratic Republic of Congo (DRC). Fewer than 2500 of these gorillas remain in wild. DFGFI is a long-standing partner of Cleveland Metroparks and a leader in gorilla conservation, representing the longest continuous gorilla conservation project in the world. DFGFI is protecting 150 gorillas in the Nkuba-Biruwe Conservation Area in DRC using monitoring and protection programs modeled after proven programs that protect Mountain Gorillas in Rwanda. The goal is work with local communities to double the number of Grauer's gorillas protected in this region by 2020.

- **Cleveland Metroparks Zoo Conservation Funds = \$23,648***

Bwindi Apes Conservation Education Partnership

The Bwindi Apes Conservation Education Partnership (BACEP), a collaboration between the Zoo, Max Planck Institute for Evolutionary Anthropology, and North Carolina Zoo, conduct teacher trainings and other education programs in communities surrounding Bwindi Impenetrable National Park. These activities work to increase conservation knowledge and behaviors in teachers, students, and families living near protected gorilla habitat. BACEP has conducted teacher trainings for ten schools in Ruhija, a village near the edge of Bwindi Impenetrable National Park.

- **Cleveland Zoological Society FFW Conservation Fund = \$2,000**

Gorilla SAFE (Saving Animals from Extinction) – Cross River Gorilla

The AZA (Association of Zoos & Aquariums) SAFE program focuses the conservation potential within AZA accredited zoos and aquariums to increase our collective impact through work in the field and public engagement – leveraging our unique expertise, partnerships and massive audiences to save species. Harnessing the power of AZA zoos and aquarium and our visitors, partners and donors, we are creating a movement for conservation that will increase conservation impact and public participation in conservation actions. This support targets work being done in Nigeria through the Wildlife Conservation Society to protect the critically endangered Cross River Gorilla.

- **Cleveland Metroparks Zoo Conservation Funds = \$5,000***

INFORMATION/BRIEFING ITEMS/POLICY (cont.)**Giraffe Conservation Program**

Cleveland Metroparks Zoo and Cleveland Zoological Society will contribute a total of \$189,461 in support of the Zoos Giraffe Conservation Program through the following partnerships and activities.

Giraffe Conservation Foundation Core & Project Support

The Giraffe Conservation Foundation (GCF) is the only organization in the world focused solely on giraffe conservation. GCF is dedicated to the conservation of giraffe and works closely with African and international government and non-government organizations, universities and other partners to conduct and promote giraffe conservation and support innovative research on giraffe ecology, genetics, conservation and management. Two of the nine subspecies of giraffe are endangered and the need for accurate information about giraffe populations and conservation threats across the continent has never been more important.

- **Cleveland Zoological Society FFW Conservation Fund = \$15,425**
- **Cleveland Zoological Society additional/one-time Funds raised = \$100,000**
- **Cleveland Zoological Society additional funds - World Giraffe Day = \$24,545**

Giraffe Conservation Foundation Rothschild's Giraffe Program Support

The Rothschild's giraffe has been nearly eliminated from its former range in Kenya, southern Sudan and Uganda. The Zoo is working with GCF and the Uganda Department of Wildlife to complete giraffe translocations, giraffe population health and habitat assessments, develop an ongoing research and monitoring program, and address illegal snaring in Murchison Falls National Park.

- **Cleveland Metroparks Zoo Conservation Funds = \$39,491***

Snares to Wares

The Snares to Wares Initiative is a community-based conservation effort centered around Murchison Falls in Uganda and dedicated to improving human livelihood and protecting wildlife. Program objectives are to increase the survival and health of wildlife and improve the well-being of local people. Snares to Wares removes wire snares from protected areas, positions local community members to become artisans, and generates revenue via the sale of this art globally. The proceeds of this initiative support local capacity-building, provide educational fellowships, and conserve wildlife.

- **Cleveland Zoological Society FFW Conservation Fund = \$5,000**
- **Cleveland Metroparks Zoo Conservation Funds = \$5,000**

Asian Turtle Conservation Program

Cleveland Metroparks Zoo and Cleveland Zoological Society will contribute a total of \$95,585 in support of the Zoos Asian Turtle Program and the following partnerships and activities.

INFORMATION/BRIEFING ITEMS/POLICY (cont.)**Asian Turtle Program Core & Project Support**

The Asian Turtle Program (ATP) was created by the Zoo in 2003 to address the major threats to turtles through a wide range of conservation, education and related activities that strengthen conservation efforts and foster local and regional conservation leadership. The program works with Asian government and non-governmental organizations, and other conservation institutions to confront the Asian turtle crisis in a direct and comprehensive way by implementing strategic interventions that safeguard priority globally threatened tortoise and freshwater turtle species in Indochina. The ATP carries out collaborative and targeted turtle conservation interventions, education and public awareness efforts, training of students and wildlife protection officers, and provides support for rescue and management of turtles confiscated from the wildlife trade through the Turtle Conservation Center in Cuc Phuong National Park.

- **Cleveland Zoological Society FFW Conservation Fund = \$35,000**
- **Cleveland Metroparks Zoo Conservation Funds = \$22,422***

Turtle Conservation Centre

The Turtle Conservation Center (TCC) at Cuc Phuong National Park was established in 1998 as a rescue and holding center for tortoise and freshwater turtles rescued from the illegal wildlife trade. Today, the TCC serves as a regional flagship for tortoise and freshwater turtle conservation efforts and for educating the public about the critical threat to the survival of turtles in Vietnam. The center consists of specialized breeding and holding facilities for more than 800 turtles representing 19 of Vietnam's 25 native species, most endangered. Most animals at the TCC have been confiscated by wildlife protection authorities from the illegal trade or were hatched at the center as part of conservation assurance colonies or reintroduction programs.

- **Cleveland Zoological Society FFW Conservation Fund = \$26,823**
- **Cleveland Metroparks Zoo Conservation Funds = \$506***

Zoo Staff Travel to Vietnam & Turtle Conservation Center

Zoo veterinary staff travel to Vietnam to support the Turtle Conservation Center turtle care, health, and reintroduction activities by performing specialized veterinary care on hundreds of endangered turtles, delivering hands on training in turtle care, health and husbandry to animal care and veterinary staff, and training students and wildlife officers. Valuable and difficult to access veterinary supplies are also secured and delivered to the TCC, significantly expanding and elevating the level of turtle care and health at the center.

- **Cleveland Zoological Society FFW Conservation Fund = \$5,834**

Turtle Survival Alliance

Cleveland Metroparks Zoo proposes to contribute \$ to the Turtle Survival Alliance (TSA). The goal of the TSA is to create a broad-based, international partnership network for the conservation and sustainable management of freshwater turtles and tortoises. TSA initiates and supports range country efforts in education and law enforcement, field

INFORMATION/BRIEFING ITEMS/POLICY (cont.)

research, identification of protected natural areas, and establishment of in-country rescue centers and genetically viable “assurance colonies” for endangered turtle species. The Zoo was a founding member in 2001 and the TSA is now the leading turtle conservation organization in the world - recognized as a global force for turtle conservation.

- **Cleveland Metroparks Zoo Conservation Funds = \$5,000***

Andean Bear Conservation Program

Cleveland Metroparks Zoo and Cleveland Zoological Society will contribute a total of \$80,236 in support of the Zoos Andean Bear Conservation Program as part of its Andean Bear Conservation Alliance and the following partnerships and activities.

Andean Bear Conservation Alliance Core Program/Staff Support

The Andean Bear Conservation Alliance (ABCA) was created by the Zoo in partnership with the Wildlife Conservation Society in 2010 to provide a cohesive, coordinated, efficient and effective approach to Andean bear conservation throughout its range. ABCA develops and implements new tools and protocols to evaluate and understand the distribution and status of Andean bear populations. Strengthens Andean bear conservation and monitoring through national, regional and local training efforts so that national parks and other conservation professionals can use developed monitoring tools and establish monitoring programs. ABCA also Facilitates the development of local, regional and national Andean bear monitoring programs and National Strategies for Andean bear conservation. The ABCA Program, including the ABCA Senior Advisor and ABCA Coordinator are now managed by Cleveland Metroparks Zoo.

- **Cleveland Metroparks Zoo Conservation Funds = \$20,950**

Andean Bear Conservation Alliance Program Travel

ABCA Senior Advisor and ABCA Coordinator travel to program sites in Colombia, Ecuador, Peru and Bolivia to conduct ABCA Program activities, including training workshops, development of Andean bear monitoring and management programs, and meetings hosted by National Park Systems and other government management authorities in key regions for Andean bear conservation. ABCA staff also travel to participate in conferences, connect with US-based collaborators, and to visit the Zoo for planning meetings and other program activities.

- **Cleveland Zoological Society FFW Conservation Fund = \$11,224**

Andean Bear Conservation Alliance Core Program/Projects

ABCA monitoring tools and methodologies to study and monitor Andean bear populations are continually being refined and improved in collaboration with Cornell University and other partners. These tools are currently being used in 15 protected areas in Colombia, Ecuador, Peru and Bolivia and are the national standard for the National Park Systems of Colombia and Peru. Two large-scale training workshops on the development of Andean bear monitoring program utilizing ABCA monitoring tools were conducted for National Parks staff and numerous other government and conservation stakeholders in Colombia and Peru.

- **Cleveland Zoological Society FFW Conservation Fund = \$27,100**
- **Cleveland Metroparks Zoo Conservation Funds = \$20,962**

INFORMATION/BRIEFING ITEMS/POLICY (cont.)**Illegal Wildlife Trade Mitigation Program**

Cleveland Metroparks Zoo and Cleveland Zoological Society will contribute a total of \$130,139 in support of the Zoos Illegal Wildlife Trade Mitigation Program through the following partnerships and activities.

Education for Nature Vietnam

Education for Nature-Vietnam (ENV) works with law enforcement agencies to gather intelligence and investigate illegal wildlife trade cases and networks. ENV's National Wildlife Crime Hotline, outreach activities, and awareness campaigns actively engage the public in combating wildlife crime and reduce demand for wildlife products. Advocacy efforts promote stronger legislation and legal protection for wildlife. ENV's National Wildlife Protection Network - more than 4,000 volunteers in 32 province - monitor and survey consumer wildlife trade hotspots and conduct valuable investigations that have led to documentation and resolution of nearly 10,000 cases of wildlife crime since 2005.

- **Cleveland Zoological Society FFW Conservation Fund = \$20,000**
- **Cleveland Metroparks Zoo Conservation Funds = \$2,062***

Little Fireface Project

The Little Fireface Project (LFP) protects slow lorises by studying their ecology and by conducting education, awareness and conservation projects aimed at addressing slow loris trade - empowering people locally and globally to help save this unique and threatened primate. In addition to pioneering field research and community-based conservation and awareness efforts, LFP has produced hundreds of valuable scientific, professional, and general publications, media and online resources on slow loris ecology and behavior, illegal wildlife trade, the even the effects of online video viewing behavior on public perceptions of slow lorises and their conservation.

- **Cleveland Zoological Society FFW Conservation Fund = \$16,669**

Oxford Wildlife Trade Research Group/Little Fireface - Monitoring trade in wildlife markets of Java and Bali

Indonesia's live animal trade is vast in scale and volume involved and poses an immense threat to the conservation of an ever-growing list of species. This collaborative project is conducting marketplace and online studies based on systematic data collection, analysis and distribution of results. These efforts document trade activity and trends over time, help target law enforcement efforts, and generate data-supported evidence of illegal trade routes and networks. This project is collecting and systematically analyzing data on the trade in the wildlife markets of Java and Bali and online, sharing data with key stakeholder and the public, and assessing and proposing possible solutions to curb or better regulate this trade.

- **Cleveland Zoological Society FFW Conservation Fund = \$15,000**

INFORMATION/BRIEFING ITEMS/POLICY (cont.)**Danau Girang Field Centre - Illegal Wildlife Trade Research & Reporting**

Southeast Asia is a wildlife trade hotspot, functioning as supplier, consumer and a general import-export emporium. A large proportion of this trade is domestic and does not cross international boundaries, but international wildlife trade, both legal and illegal, is active within the region, and between Southeast Asian countries and external trading partners. This study is working to identify, characterize and monitor wildlife poaching and trade in Sabah Malaysia through undercover operations and systematic online research and provides all information gathered to the Sabah Wildlife Department.

- **Cleveland Zoological Society FFW Conservation Fund = \$10,000**

African Wildlife Foundation – Conservation K9 Unit

Poaching is at an all-time high in Africa with elephants and rhinos targeted by well-funded and well-equipped poachers motivated by a lucrative illegal trade. African Wildlife Foundation's K9 program trains and deploys detection dogs to critical trafficking hubs like airports and seaports to help law enforcement detect illegal wildlife products and head off traffickers before they can export illegal products. These highly trained dogs can detect even the smallest amounts of wildlife contraband and boast a 90 percent accuracy rate.

- **Cleveland Zoological Society FFW Conservation Fund = \$6,000**
- **Cleveland Metroparks Zoo Conservation Funds = \$8,000***

Wildlife Trafficking Alliance

The Wildlife Trafficking Alliance (WTA) is a coalition of leading non-profit organizations, companies, foundations and media interests working together to reduce the purchase and sale of illegal wildlife products. Goals include raising public awareness on the wildlife trafficking crisis, reducing demand for wildlife products, and mobilizing companies to adopt best practices and educate consumers. In 2018 the WTA and American Zoo and Aquarium Association (AZA) formally joined forces in a united effort to fight the global epidemic in wildlife trafficking by expanding WTA efforts and better integrating important activities to combat wildlife trafficking into the broader mission of AZA and harness the reach of AZA member institutions.

- **Cleveland Zoological Society FFW Conservation Fund = \$25,000**

TRAFFIC International - TRAFFIC Bulletin

TRAFFIC, the wildlife trade monitoring network, is the leading non-governmental organization working globally on wildlife trade. TRAFFIC's mission is to ensure that trade in wild plants and animals is not a threat to the conservation of nature. The globally distributed TRAFFIC bulletin is the only journal devoted exclusively to wildlife trade issue and includes valuable news on the trade in wildlife resources, the latest in related legislation, investigations and seizures, and original global and regional reports.

- **Cleveland Metroparks Zoo Conservation Funds = \$5,000***

INFORMATION/BRIEFING ITEMS/POLICY (cont.)**Tiger Conservation Campaign**

The Tiger Conservation Campaign (TCC) focuses efforts on the three most threatened tigers, including the endangered Amur tiger in the Russian Far East. The Russian Far East is home to 95% of the world's remaining Amur tigers. Fewer than 500 animals remain in the wild. The TCC supports efforts to mitigate human-tiger conflicts and curb tiger poaching by holding anti-poaching teams accountable, providing incentives for good work, and generating information to improve patrolling efforts

- **Cleveland Metroparks Zoo Conservation Funds = \$10,000***

International Rhino Foundation

For 25 years, the International Rhino Foundation (IRF) has championed the survival of the world's rhinos through conservation and research. IRF operates on-the-ground programs in all areas of the world where rhinos live in the wild, helping to secure viable populations of the five remaining rhino species and the communities that coexist with them. IRF protects particularly threatened rhino populations and their habitats in the wild. Conservation efforts for African rhinos include the Lowveld Rhino Conservation Program in Zimbabwe, and "Operation Stop Poaching Now" in Southern Africa.

- **Cleveland Metroparks Zoo Conservation Funds = \$5,000***

Wildlife Conservation Society 96 Elephants campaign.

The 96 Elephants campaign brings together NGOs, citizens, and governments to stop the illegal trade of ivory. The initiative allocates funding for the three-pronged goal of preventing the killing of elephants, halting the smuggling of ivory, and reeducating global consumers. Most critically, the campaign has supported the hiring and training of over 3,000 new park rangers at targeted sites across Africa. Public advocacy is a key component of the campaign as well and was extremely active in advocating for the US moratorium on ivory sale in the United States. The U.S. is one of the largest markets for ivory in the world, second only to China.

- **Cleveland Metroparks Zoo Conservation Funds = \$5,000***

Wildlife SOS (Sloth Bear Anti-poaching)

Wildlife SOS has been working for more than 20 years to protect wildlife, conserve habitat, study biodiversity, and create alternative and sustainable livelihoods for local communities in India. Target species like tigers, leopards and Sloth Bears require intensive protection on the ground. The Wildlife SOS Anti-Poaching team gathers critical intelligence on wildlife crimes and the illegal wildlife trade, assists law enforcement agencies, and conduct training workshops for law enforcement to help build capacity through strategic staffing of forest departments and enforcement agencies. These funds for sloth bear conservation were generated through the sloth bear cub naming contest this year.

- **Cleveland Metroparks Zoo Conservation Funds = \$2,408***

INFORMATION/BRIEFING ITEMS/POLICY (cont.)**Collaborative Conservation Partnerships**

Cleveland Metroparks Zoo and Cleveland Zoological Society will contribute a total of \$98,316 in support of collaborative conservation efforts supporting key conservation issues, activities and wildlife species targeted by the Zoo's Future for Wildlife Program through the following partnerships and activities.

Kinabatangan Orangutan Conservation Program

The Kinabatangan Orangutan Conservation Program in Malaysian Borneo studies orangutans and their habitat in the Kinabatangan River forest, creates forest corridors, and employs local people to address human-wildlife conflict and create opportunities for sustainable livelihoods. The goal of the KOCP is to achieve long-term viability of orangutan populations by fostering harmonious relationships between people and the orangutan and promoting local socio-economic development compatible with conservation. The project studies and protects important secondary forest habitat and investigates the effects of habitat degradation and fragmentation. This sheds light on how orangutans cope with changes in their natural habitat and helps to develop important tools for conservation and realistic solutions for the long-term survival of wildlife in the area.

- **Cleveland Zoological Society FFW Conservation Fund = \$10,000**

UNITE for the Environment Uganda

UNITE for the Environment is a conservation education and teacher training program conducted by the North Carolina Zoo. UNITE currently focuses on conservation education in Kibale National Park. UNITE's mission is to conserve wild areas in and around Kibale National Park by inspiring the next generation of Ugandan conservationists and fostering an appreciation of nature and wildlife in rural communities. UNITE has four full-time staff in Bigodi, Uganda who work on a daily basis with teachers and students in rural communities in the Kibale National Park area. By having staff on the ground 365 days a year they are able to measure and work to increase the impact and scope of conservation education activities.

- **Cleveland Zoological Society FFW Conservation Fund = \$20,000**

Akagera National Park

The Akagera Management Company for Akagera National Park was created in 2009 to address poaching, work to restore the park's ecosystem by reintroducing lions, African wild dog and rhinos, reduce human-wildlife conflict, and attract more tourists to the park. The Savannah Learning Center at Nyankora brings conservation closer to the communities by promoting and supporting beekeeping around the park boundary and buffer zone to support local community livelihoods and reduce buffer zone encroachment. Expanded efforts include community beekeeping cooperatives and community conservation education efforts to raise awareness of the environmental and economic importance the park and its' wildlife.

- **Cleveland Zoological Society FFW Conservation Fund = \$5,000**

INFORMATION/BRIEFING ITEMS/POLICY (cont.)**Future for Wildlife Seed Grants**

The Zoo's Future for Wildlife Seed Grants Program provides support to field researchers and conservationists in Africa and Asia through an annual competitive grants program. Proposals received are evaluated by Zoo and Cleveland Metroparks staff and annual awards are made to conservation and field research initiatives involving wildlife and habitats, and educational or cultural activities that involve or impact wildlife and habitats. Supported projects align with Zoo conservation program goals and philosophy, have clear and direct conservation impact, positively affect local people and create opportunities for capacity building in country. A total of 10 seed grants were awarded in 2019.

- **Cleveland Zoological Society FFW Conservation Fund = \$31,316**

AZA Conservation Grants Fund

The AZA Conservation Grants Fund (CGF) supports the cooperative conservation-related scientific and educational initiatives of AZA-accredited zoos and aquariums. CGF grants are awarded in the categories of animal health, animal welfare, conservation education, field conservation, management/captive breeding, and research. AZA-accredited zoos and aquariums of all sizes, including Cleveland Metroparks Zoo have received CGF grants. Many grants have been awarded to collaborations among AZA-accredited institutions; state, federal and international wildlife agencies; academia; and major conservation NGOs. The program has provided more than \$7 million to over 400 projects worldwide since 1991.

- **Cleveland Zoological Society FFW Conservation Fund = \$2,000**

Center for Conservation Peacebuilding

The Center for Conservation Peacebuilding (CPeace) is addressing the practical, urgent needs in human-wildlife conflict, on both the local and global scale, through a global partnership that supports greater collaboration on human-wildlife conflict across disciplines, sites, institutions and policy areas. CPeace aims to prevent and mitigate human-wildlife conflicts by facilitating collaborative learning, innovation, scientific analysis and development of best practices and an active and engaged community of practice. CPeace's resources, tools, trainings and active community of practice are widely recognized as critically important resources for conservation practitioners dealing with human-wildlife coexistence issues around the world.

- **Cleveland Metroparks Zoo Conservation Funds = \$6,000***

Snow Leopard Trust

The Snow Leopard Trust (SLT) is the oldest and largest snow leopard conservation organization in the world. The Zoo participates in the "Natural Partnerships Program" which brings the global Zoo community and the SLT together in a united effort to ensure the survival of the endangered snow leopard. Through this program we support high priority conservation projects identified and implemented by SLT staff in snow leopard range countries, including China, India, Kyrgyzstan, Mongolia and Pakistan. SLT projects in remote monitoring of snow leopards using camera traps has recently been highlighted in a high-profile tech TV commercial explaining how artificial intelligence software is helping to quickly analyze and classify thousands of these camera trap images.

- **Cleveland Metroparks Zoo Conservation Funds = \$5,000***

INFORMATION/BRIEFING ITEMS/POLICY (cont.)**Red Panda Conservation Network**

Red Panda Conservation Network (RPN) develops community-based initiatives that protect red panda and their habitats and benefit the livelihoods of local people. RPN works with local communities to protect and restore red panda habitat, monitor red pandas and their bamboo forest habitat and increase red panda awareness among local communities. The Forest Guardian program, along with ecotourism, anti-poaching network, alternative energy production, organic farming and medicinal plant cultivation programs enhance local livelihoods and foster red panda stewardship.

- **Cleveland Metroparks Zoo Conservation Funds = \$5,000***

Tree Kangaroo Conservation Project

For over a decade the Tree Kangaroo Conservation Project TKCP has been working with local landowners in Papua New Guinea to create and manage the country's first Conservation Area, encompassing pristine cloud forest and endangered tree kangaroo habitat. TKCP has grown and evolved over the years from a conservation research project into a holistic program, addressing the goals of species and habitat protection through a community-based approach, involving local landowners in decision-making and providing communities with real and tangible conservation benefits.

- **Cleveland Metroparks Zoo Conservation Funds = \$5,000***

IUCN CPSG

The Conservation Planning Specialist Group (CPSG) is a specialist group of the International Union for the Conservation of Nature (IUCN) whose mission is to save threatened species by increasing the effectiveness of conservation efforts worldwide. CPSG efforts include developing and disseminating innovative and interdisciplinary science-based tools and methodologies, providing culturally sensitive and respectful facilitation that results in conservation action plans, and promoting global partnerships and collaborations that support species conservation.

- **Cleveland Metroparks Zoo Conservation Funds = \$2,000***

Amphibian Ark

The Amphibian Ark (AArk) is a joint effort of the World Association of Zoos and Aquariums (WAZA), the IUCN SSC Conservation Breeding Specialist Group (CPSG), and the Amphibian Specialist Group (ASG). AArk works to ensure the survival and diversity of amphibian species focusing on those that cannot currently be safe guarded in their natural environments. AArk partners evaluate the conservation needs for amphibian species and regions; develop and implement amphibian conservation training programs for individuals and institutions; and promote awareness and action on behalf of amphibian conservation.

- **Cleveland Metroparks Zoo Conservation Funds = \$2,000***

INFORMATION/BRIEFING ITEMS/POLICY (cont.)**Madagascar Fauna Group**

The Madagascar Fauna and Flora Group (MFG) is an international non-government organization that brings together zoos, aquariums, botanical gardens and related institutions for the united purpose of conserving Madagascar's biodiversity. In operation since 1988, the MFG includes zoo professionals, field biologists, Malagasy government officials and regional and local people to promote the conservation of Madagascar. The MFG is a holistic and integrated program that works to conserve Madagascar's unique biodiversity through research, environmental education, capacity-building and conservation action.

- **Cleveland Metroparks Zoo Conservation Funds = \$5,000***

2020 Zoo Conservation Funds	CMZ Funds	CZS Funds	CZS One-time Funds
Lion & Cheetah			
Ruaha Carnivore Project	\$ 35,281	\$ 61,320	
Action for Cheetahs Kenya		\$ 6,264	
Cpeace Training	\$ 6,300		
Gorilla			
Dian Fossey Gorilla Fund (DFGF)	\$ 1,331	\$ 35,725	
Zoo staff travel to Rwanda		\$ 38,000	
DFGF campus - additional donation			\$ 250,000
DFGF Grauer's Gorilla Protection	\$ 23,648		
Bwindi Education Program - BACEP		\$ 2,000	
Gorilla SAFE - Cross River Gorilla	\$ 5,000		
Giraffe			
Giraffe Conservation Foundation (GCF)	\$ 39,491	\$ 15,425	
GCF Support - additional donation			\$ 100,000
GCF Support - additional funds World Giraffe Day			\$ 24,545
Snares to Wares - Uganda	\$ 5,000	\$ 5,000	
Asian Turtle			
Asian Turtle Program (ATP) Core & Project Support	\$ 22,422	\$ 35,000	
Turtle Conservation Centre	\$ 506	\$ 26,823	
Staff travel to Vietnam & ATP staff visit		\$ 5,834	
Turtle Survival Alliance	\$ 5,000		
Andean Bear Conservation Program			
ABCA Core Program/Staff	\$ 20,950		
Andean Bear Conservation Alliance (ABCA) Staff Travel		\$ 11,224	
ABCA Core Program/Projects	\$ 20,962	\$ 27,100	

INFORMATION/BRIEFING ITEMS/POLICY (cont.)

Wildlife Trade Mitigation Program			
Education for Nature Vietnam	\$ 2,062	\$ 20,000	
Little Fireface Project (LFP)		\$ 16,669	
Oxford WTRG/LFP IWT Project		\$ 15,000	
Danau Girang Field Centre IWT project		\$ 10,000	
African Wildlife Foundation K9 Unit	\$ 8,000	\$ 6,000	
AZA-Wildlife Trafficking Alliance		\$ 25,000	
TRAFFIC - Bulletin	\$ 5,000		
Tiger Conservation Campaign	\$ 10,000		
International Rhino Foundation	\$ 5,000		
Elephant Conservation -WCS	\$ 5,000		
Sloth Bear Anti-poaching - Wildlife SOS	\$ 2,408		
Collaborative Conservation Partnerships			
Kinabatangan Orangutan Conservation Program		\$ 10,000	
UNITE for the Environment Uganda		\$ 20,000	
Akagera National Park		\$ 5,000	
FFW Seed Grants		\$ 31,316	
AZA Conservation Grants Fund		\$ 2,000	
CPeace	\$ 6,000		
Snow Leopard Trust	\$ 5,000		
Red Panda Conservation Network	\$ 5,000		
Tree Kangaroo Conservation Project	\$ 5,000		
IUCN CPSG	\$ 2,000		
Amphibian Ark	\$ 2,000		
Madagascar Fauna Group	\$ 5,000		
2019 TOTAL	\$ 253,361	\$ 430,700	\$374,545
TOTAL FUNDS	\$ 1,058,605		

- e. ***Lindsey Family Play Space, Edgewater Park – Lakefront Reservation***
(Originating Sources: Sean E. McDermott, P.E., Chief Planning and Design Officer/Tammy Oliver, Director of Project Development/John Cardwell, Senior Landscape Architect)

In the last few years, and since the opening of the new Edgewater Beach House, Edgewater Park has become an extremely popular destination for visitors and families from all over the region. Cleveland Metroparks staff is continuously looking for new ways to engage the public and expand offerings, such as nature-based play experiences. Nature Play is a unique way to encourage youth to connect with nature through outdoor play experiences. Furthermore, throughout the master planning process in both 2014 and 2019 for the Lakefront Reservation, many requests were made for a play experience at Edgewater Park.

INFORMATION/BRIEFING ITEMS/POLICY (cont.)

In 2018, the Lindsey family helped identify the need for an exceptional, organized play experience at Edgewater Park and subsequently provided the generous commitment of funding for the design and construction of a nature-based play space. Additional funding came from the community through private and corporate donations to help complete the project. As supported by the Lakefront Reservation Plan, a one acre play space is now proposed for a portion of the existing lawn just west of the Upper Edgewater Pavilion in Edgewater Park. The play space will include passive nature play opportunities for child development such as discovery caves, tunnels, a boat climber, sand play, log climbers, water troughs, stepping stumps, and talk tubes. Additional play areas for older children will include a large ADA accessible central mound, a climbing wall, hillside slide, and a hill climb with bridge access to a central play structure. A live willow fence adds to the natural feel and play space entry points will be identified with information kiosks and vine covered trellises.

Cleveland Metroparks staff will act as architect for the design of the project and construction will be performed primarily by Park Operations staff. The work is planned to occur through the winter and be complete in summer 2020. Staff will provide a project summary to the Board.

- f. ***Beecher's Brook Restoration, North Chagrin Reservation and Chagrin River Restoration at Jackson Field, South Chagrin Reservation***
(Originating Sources, Sean E. McDermott, P.E., Chief Planning and Design Officer/Tammy Oliver, Director of Project Development/Mike Durkalec, Aquatic Biologist)

Cleveland Metroparks has received grant funding from the Ohio Environmental Protection Agency 319 (h) program for restorations at Beecher's Brook in the North Chagrin Reservation ("Beecher's Brook Project") and for the Chagrin River at Jackson Field in the South Chagrin Reservation ("Jackson Field Project"). Together the restorations will improve water quality and habitat quality within the Chagrin River Watershed. The Beecher's Brook Project will reverse stream impairments and establish a foundation for ecological recovery for this primary headwater of the Chagrin River. Jackson Field is considered an exceptional example of Chagrin River floodplain and features abundant plant and animal species. Along this stretch the Chagrin River is designated as a State Scenic River; however, excessive erosion along its banks are threatening water quality.

Cleveland Metroparks staff is acting as the criteria architect on both projects. Conceptual designs recommend restoration methods using natural channel design and bioengineering to stabilize eroding streambanks, improve in-stream and floodplain riparian habitat and reduce sediment and nutrient loads that are polluting high quality water resources downstream of the different project sites.

INFORMATION/BRIEFING ITEMS/POLICY (cont.)

A Request for Qualifications was issued to Design-Build firms to design and perform the work. Staff will provide a background of the projects to the Board and then return to provide a recommendation of a Design-Builder for the Beecher's Brook Project and the Jackson Field Project and correlating Guaranteed Maximum Price in the coming months.

- g. *Breeding Bird Surveys Demonstrate Importance of Cleveland Metroparks***
(Originating Sources: Joseph V. Roszak, Chief Operating Officer/Jennifer Grieser, Director of Natural Resources/Tim Krynak, Area Manager)

Cleveland Metroparks Natural Resources Division has been conducting breeding bird surveys to monitor both long-term and short-term population changes, resource management effectiveness, restoration success, and to identify rare and listed bird species. This survey has been designed to build on the information being gathered at permanent vegetation plots and wildlife cameras. With nearly 11,000 records, data are revealing the importance of Cleveland Metroparks and what is needed for our bird population to thrive.

- b. *Government Finance Officers Association Distinguished Budget Presentation Award for 2019***
(Originating Source: William Chorba, Chief Financial Officer)

Cleveland Metroparks has been awarded the Distinguished Budget Presentation Award for its 2019 budget by the Government Finance Officers Association (GFOA) of the United States and Canada. This award reflects the commitment of Cleveland Metroparks and its staff to meeting the highest principles of governmental budgeting. In order to receive this award, Cleveland Metroparks had to satisfy nationally recognized guidelines for effective budget presentation that assess how well its budget serves as a policy document, financial plan, operations guide and communications device. This is the 27th consecutive year Cleveland Metroparks has won this award.

- c. *2020 Budget Preview***
(Originating Source: William Chorba, Chief Financial Officer)

Chief Financial Officer William Chorba will make a formal presentation to the Board with a preview of the 2020 Budget.

CLEVELAND METROPARKS
Appropriation Summary - 2019

Object Code	Object Description	Original Budget			Total Prior Budget Amendments	Proposed Amendment #10 11/13/2019	Total
		Baseline Budget	Carry Over Encumbrances	Total			
OPERATING							
51	Salaries	\$ 53,558,482	\$ -	\$ 53,558,482	\$ 14,040	\$ (19,500) A	\$ 53,553,022
52	Employee Fringe Benefits	18,477,174	20,446	18,497,620	77,549	-	18,575,169
53	Contractual Services	14,727,221	900,758	15,627,979	335,956	1,000 B	15,964,935
54	Office Operations	25,262,956	1,623,806	26,886,762	1,185,443	77,981 C	28,150,186
	Operating Subtotal	112,025,833	2,545,010	114,570,843	1,612,988	59,481	116,243,312
CAPITAL							
571	Capital Labor	1,110,000	-	1,110,000	14,000	-	1,124,000
572	Capital Materials	1,893,884	536,076	2,429,960	961,606	(159,636) D	3,231,930
573	Capital Contracts	14,432,303	3,682,444	18,114,747	4,327,908	(68,800) E	22,373,855
574	Capital Equipment	2,670,302	280,328	2,950,630	485,455	502,772 F	3,938,857
575	Zoo Animals	75,000	-	75,000	(10,000)	-	65,000
576	Land	9,191,274	16,956	9,208,230	-	-	9,208,230
	Capital Subtotal	29,372,763	4,515,804	33,888,567	5,778,969	274,336	39,941,872
TOTALS							
Grand totals		\$ 141,398,596	\$ 7,060,814	\$ 148,459,410	\$ 7,391,957	\$ 333,817	\$ 156,185,184

CLEVELAND METROPARKS**Appropriations 2019 - Legend - Amendment #10****OPERATING****51 SALARIES**

- \$ (22,000) Transfer of appropriations from Seasonal Salaries to Gasoline/Fuel to cover necessary expenses
Net budget effect is zero
- \$ 2,500 Transfer of appropriations from Spirits for Resale to Tips to cover necessary expenses
Net budget effect is zero

A \$ (19,500) Total increase (decrease) to Salaries

53 CONTRACTUAL SERVICES

- \$ (1,000) Transfer of appropriations from Misc. Contractual Services to Merchandise for Resale to cover necessary expenses
Net budget effect is zero
- \$ 775 Transfer of appropriations from Credit Card Expenses and Program Supplies to Maintenance Service Contracts to cover expenses
Net budget effect is zero
- \$ 300 Transfer of appropriations from Sales Tax to Misc. Contractual Services to cover necessary expenses
Net budget effect is zero
- \$ 10,000 Increase in restricted fund appropriations for Misc. Contractual Services related to Beech Leaf Disease
Appropriation increase will be covered by new grant from the US Forest Service
- \$ (2,000) Transfer of appropriations from Misc. Contractual Services to Aggregate and Irrigation/Drainage Supplies for Mastick #8 green drainage
Net budget effect is zero
- \$ (2,950) Transfer of appropriations from Misc. Contractual Services to Postage & Mailing for year end acquisition mailing
Net budget effect is zero
- \$ (4,125) Transfer of restricted fund appropriations from Misc. Contractual Services to Program Supplies to meet needs of the grant
Net budget effect is zero

B \$ 1,000 Total increase (decrease) to Contractual Services

54 OFFICE OPERATIONS

- \$ 22,000 Transfer of appropriations from Seasonal Salaries to Gasoline/Fuel to cover necessary expenses
Net budget effect is zero
- \$ (45,816) Transfer of appropriations from Program Supplies to Capital Equipment for VisCom production copier to replace old printing press
Net budget effect is zero
- \$ 1,000 Transfer of appropriations from Misc. Contractual Services to Merchandise for Resale to cover necessary expenses
Net budget effect is zero
- \$ (2,500) Transfer of appropriations from Spirits for Resale to Tips to cover necessary expenses
Net budget effect is zero
- \$ (775) Transfer of appropriations from Credit Card Expenses and Program Supplies to Maintenance Service Contracts to cover expenses
Net budget effect is zero
- \$ (300) Transfer of appropriations from Sales Tax to Misc. Contractual Services to cover necessary expenses
Net budget effect is zero
- \$ 1,000 Increase in restricted fund appropriations for Training/Conference Expense related to Beech Leaf Disease
Appropriation increase will be covered by new grant from the US Forest Service
- \$ 5,000 Increase in restricted fund appropriations for Uniforms for updated Honor Guard equipment for horse and rider
Appropriation increase will be covered by existing restricted fund donations
- \$ 2,000 Transfer of appropriations from Misc. Contractual Services to Aggregate and Irrigation/Drainage Supplies for Mastick #8 green drainage
Net budget effect is zero
- \$ (4,500) Transfer of appropriations from Minor Computer Equipment to Capital Equipment to replace obsolete equipment in HR
Net budget effect is zero
- \$ 52,000 Increase in restricted fund appropriations for Plant Material for trees to be planted according to NOPEC grant
Appropriation increase will be covered by reimbursement through the NOPEC grant

CLEVELAND METROPARKS

Appropriations 2019 - Legend - Amendment #10

- \$ 18,000 Transfer of appropriations from Capital Material to Plant Material for trees to be planted according to NOPEC grant
Net budget effect is zero
- \$ 817 Increase in appropriations for Resale Merchandise and Sales Tax Expense for K-9 shirts sold as fundraiser
Appropriation increase will be covered by merchandise sales revenue
- \$ 2,950 Transfer of appropriations from Misc. Contractual Services to Postage & Mailing for year end acquisition mailing
Net budget effect is zero
- \$ 4,125 Transfer of restricted fund appropriations from Misc. Contractual Services to Program Supplies to meet needs of the grant
Net budget effect is zero
- \$ (20) Transfer of appropriations from Program Supplies to Capital Equipment to cover tariff increase on WSC conference table
Net budget effect is zero
- \$ 23,000 Increase in restricted fund appropriations for Plant Material
Appropriation increase will be covered by existing restricted funds

C \$ 77,981 Total increase (decrease) to Office Operations

\$ 59,481 TOTAL INCREASE (DECREASE) TO OPERATIONS

CAPITAL

572 CAPITAL MATERIALS

- \$ 12,000 Increase in restricted fund appropriations for Capital Materials for Red Oak Nature Play area in Garfield Reservation
Appropriation increase will be covered by new restricted funds from Emerald Necklace Endowment Fund
- \$ (131,200) Transfer of appropriations from Capital Materials to Capital Equipment for vehicle & equipment purchases
Net budget effect is zero
- \$ (2,100) Transfer of appropriations from Capital Materials to Capital Contracts to purchase Toro 5200 Pro Sweep at auction
Net budget effect is zero
- \$ (37,336) Transfer of appropriations from Capital Materials to Capital Equipment to purchase 4 Turfco WideSpin topdressers
Net budget effect is zero
- \$ (18,000) Transfer of appropriations from Capital Materials to Plant Material for trees to be planted according to NOPEC grant
Net budget effect is zero
- \$ (3,000) Transfer of appropriations from Capital Materials to Capital Equipment to purchase sink disposal
Net budget effect is zero
- \$ 20,000 Transfer of appropriations from Capital Contracts to Capital Materials for Huntington improvements
Net budget effect is zero

D \$ (159,636) Total increase (decrease) to Capital Materials

573 CAPITAL CONTRACTS

- \$ (33,800) Transfer of appropriations from Capital Contracts to Capital Equipment for vehicle & equipment purchases
Net budget effect is zero
- \$ (15,000) Transfer of appropriations from Capital Materials to Capital Equipment to purchase 4 Turfco WideSpin topdressers
Net budget effect is zero
- \$ (20,000) Transfer of appropriations from Capital Contracts to Capital Materials for Huntington improvements
Net budget effect is zero

E \$ (68,800) Total increase (decrease) to Capital Contracts

CLEVELAND METROPARKS**Appropriations 2019 - Legend - Amendment #10****574 CAPITAL EQUIPMENT**

\$	165,000	Transfer of appropriations from Capital Materials and Capital Contracts to Capital Equipment for vehicle & equipment purchases Net budget effect is zero
\$	45,816	Transfer of appropriations from Program Supplies to Capital Equipment for VisCom production copier to replace old printing press Net budget effect is zero
\$	2,100	Transfer of appropriations from Capital Materials to Capital Contracts to purchase Toro 5200 Pro Sweep at auction Net budget effect is zero
\$	52,336	Transfer of appropriations from Capital Materials & Capital Contracts to Capital Equipment to purchase 4 Turfco WideSpin topdressers Net budget effect is zero
\$	4,500	Transfer of appropriations from Minor Computer Equipment to Capital Equipment to replace obsolete equipment in HR Net budget effect is zero
\$	120,000	Increase in appropriations for Dump/Flat Bed Trucks to be purchased from auction net proceeds Appropriation increase will be covered from live auction net proceeds
\$	3,000	Transfer of appropriations from Capital Materials to Capital Equipment to purchase sink disposal Net budget effect is zero
\$	110,000	Increase in restricted fund appropriations for Capital Equipment for forestry lift associated with the NOPEC grant Appropriation increase will be covered by reimbursement under the NOPEC grant
\$	20	Transfer of appropriations from Program Supplies to Capital Equipment to cover tariff increase on WSC conference table Net budget effect is zero

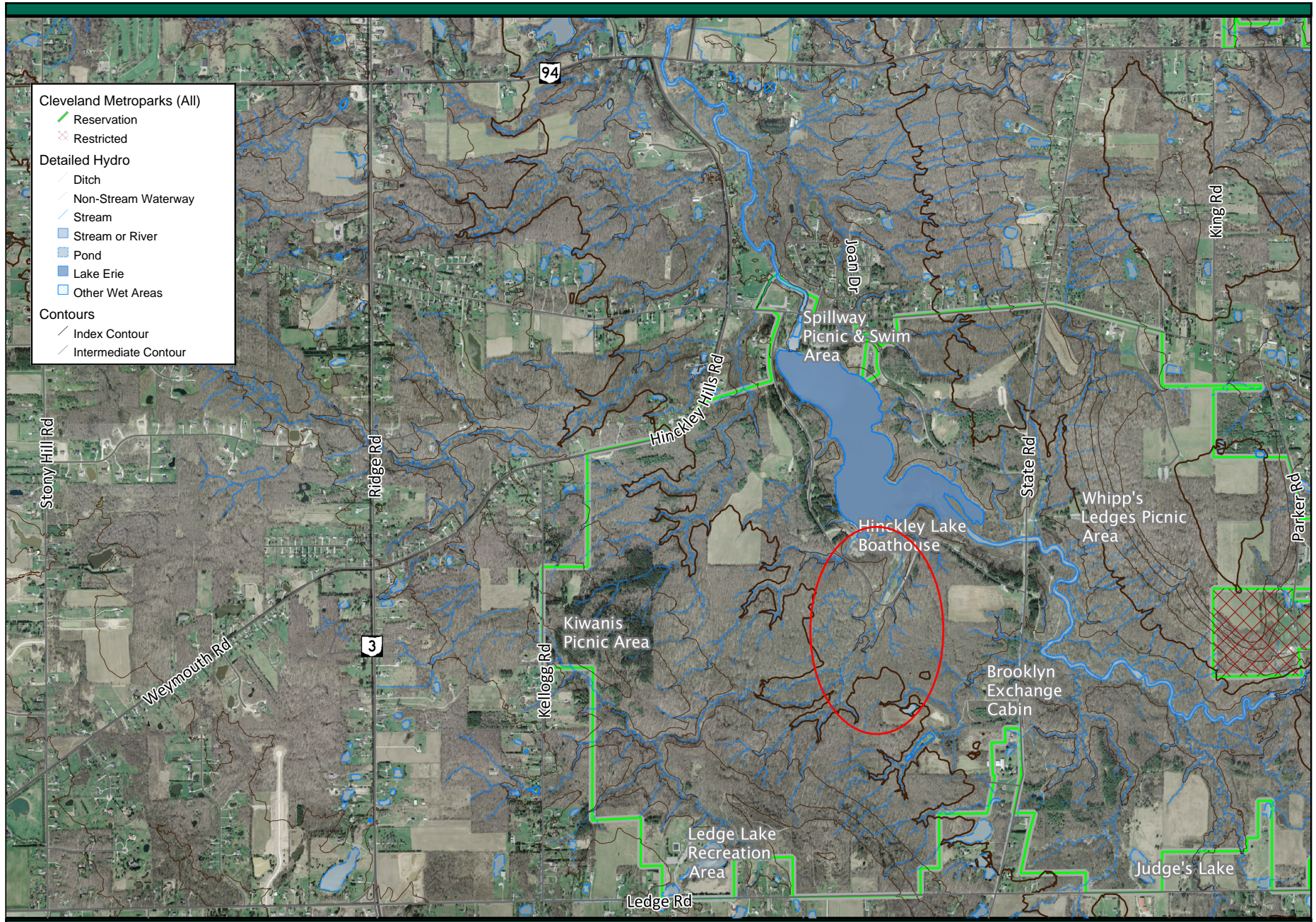
F	\$	<u>502,772</u>	Total increase (decrease) to Capital Equipment
----------	----	----------------	------------------------------------------------

\$	<u>274,336</u>	TOTAL INCREASE (DECREASE) TO CAPITAL
----	----------------	---------------------------------------------

\$	<u>333,817</u>	GRAND TOTAL - INCREASE (DECREASE) FOR AMENDMENT
----	----------------	--------------------------------------------------------

Garfield Reservation
Tretera Property






Cleveland Metroparks

Johnson's Creek Restoration

This information is for display purposes only. Cleveland Metroparks makes no warranties, expressed or implied, with respect to the accuracy of and the use of this map for any specific purpose. Cleveland Metroparks expressly disclaims any liability that may result from the use of this map. Most data used is from public sources. Remaining map data (c) OpenStreetMap contributors, CC-BY-SA. For more information, please contact: Stephen Mather, GIS Manager, 4101 Fulton Pkwy, Cleveland, Ohio 44114 (216) 635-3243. Map Created: 10/14/2019 11:45 AM EDT



A/P CASH DISBURSEMENTS

CASH ACCOUNT: 0000000 100000 Cash
 CHECK NO CHK DATE TYPE VENDOR NAME

CHECK NO	CHK DATE	TYPE	VENDOR NAME	VOUCHER	INVOICE	INV DATE	PO	CHECK RUN	NET	
						INVOICE DTL DESC				
268176	10/11/2019	PRTD	1059 A N J BAIT AND TACKL		0725	09/20/2019	20190790	10/11/19	150.00	
Invoice: 0725						BAIT FOR RESALE-ENM				
						CHECK	268176	TOTAL:	150.00	
268177	10/11/2019	PRTD	17 ABC FIRE INC		P 141614	09/27/2019	20191510	10/11/19	285.00	
Invoice: P 141614						WET/DRY SPRINKLER SYSTEM TEST/INSPECT-R.RIVER				
Invoice: P 141615						P 141615	09/27/2019	20191510	10/11/19	465.00
						SPRINKLER SYSTEMS TEST/INSPECT & FM200 SYS.INSPECT				
Invoice: P 140283						P 140283	07/31/2019	20191872	10/11/19	58.60
						FIRE EXTINGUISHER INSPECTION-ZOO (MCDONALDS)				
Invoice: P 140285						P 140285	07/31/2019	20191872	10/11/19	2.80
						FIRE EXTINGUISHER INSPECTION-ZOO (BROOKSIDE)				
Invoice: P 140287						P 140287	07/31/2019	20191872	10/11/19	138.80
						FIRE EXTINGUISHER INSPECTION-ZOO (RNFRST/ARAMARK)				
Invoice: P 140289						P 140289	07/31/2019	20191872	10/11/19	8.40
						FIRE EXTINGUISHER INSPECTION-ZOO (EVENT NETWORK)				
						CHECK	268177	TOTAL:	958.60	
268178	10/11/2019	PRTD	6314 ADMAR		30003534-0001	10/03/2019	20192218	10/11/19	1,025.00	
Invoice: 30003534-0001						EXCAVATOR RENTAL 10/1-10/2/19				
						CHECK	268178	TOTAL:	1,025.00	
268179	10/11/2019	PRTD	1098 ADP, LLC		542409741	09/13/2019	20181535	10/11/19	3,450.00	
Invoice: 542409741						ENTERPRISE HR HOSTED THRU 8/5/19				
Invoice: 542409741*						542409741*	09/13/2019	20181535	10/11/19	4,563.00
						HEALTH COMPLIANCE SERVICES THRU 7/31/19				
Invoice: 542409741**						542409741**	09/13/2019	20181535	10/11/19	5,620.80
						COMPENSATION/PERFORMANCE MGMT.-AUG 2019				
Invoice: 542409741***						542409741***	09/13/2019	20181535	10/11/19	5,566.62
						BENEFITS ADMINISTRATION THRU 8/31/19				
Invoice: 542409741****						542409741****	09/13/2019	20181535	10/11/19	1,255.52
						ENTERPRISE E-TIME TIMECLOCKS THRU 8/31/19				
Invoice: 542409741*****						542409741*****	09/13/2019	20181535	10/11/19	7,625.52
						ENTERPRISE E-TIME HOSTED THRU 8/31/19				

A/P CASH DISBURSEMENTS

CASH ACCOUNT: 0000000 100000 Cash
 CHECK NO CHK DATE TYPE VENDOR NAME

CHECK NO	CHK DATE	TYPE	VENDOR NAME	VOUCHER	INVOICE	INV DATE	PO	CHECK RUN	NET	
						INVOICE DTL DESC				
						CHECK	268179	TOTAL:	28,081.46	
268180	10/11/2019	PRTD	1102 ADVANCE OHIO		0009327286/40128147	09/16/2019	20190099	10/11/19	457.60	
Invoice: 0009327286/40128147						BID		LEGAL NOTICES		
Invoice: 0009336438/40128147						0009336438/40128147	09/24/2019	20190099	10/11/19	490.88
Invoice: 0009336464/40128147						BID		LEGAL NOTICES		
Invoice: 0009336464/40128147						0009336464/40128147	09/23/2019	20190099	10/11/19	407.68
Invoice: 0009348941/40128147						BID		LEGAL NOTICES		
Invoice: 0009348941/40128147						0009348941/40128147	10/01/2019	20190099	10/11/19	399.36
						BID		LEGAL NOTICES		
						CHECK	268180	TOTAL:	1,755.52	
268181	10/11/2019	PRTD	32 ADVANCED FRYER SOLUT		01-604	08/30/2019	20190576	10/11/19	126.00	
Invoice: 01-604						FRYER		MGMT. SERVICE-E.55TH		
Invoice: 02-1561						02-1561	09/27/2019	20190576	10/11/19	190.00
Invoice: 05-1292						05-1292	09/24/2019	20190576	10/11/19	62.00
Invoice: 12-1501						12-1501	09/26/2019	20190576	10/11/19	158.00
Invoice: 14-316						14-316	09/30/2019	20190576	10/11/19	222.00
						FRYER		MGMT. SERVICE-MERWIN'S		
						CHECK	268181	TOTAL:	758.00	
268182	10/11/2019	PRTD	9561 ALTHAR LLC		0828192ADA	10/02/2019	20192164	10/11/19	10,140.00	
Invoice: 0828192ADA						ZOO WIDE AUDIO		TD BEAMFORMING SPEAKERS		
						CHECK	268182	TOTAL:	10,140.00	
268183	10/11/2019	PRTD	65 AMIANTHUS LLC		19-24-004	08/07/2019	20191879	10/11/19	650.00	
Invoice: 19-24-004						ASBESTOS/LEAD-BASED		SURVEY-3676 INDEPENDENCE RD.		
						CHECK	268183	TOTAL:	650.00	
268184	10/11/2019	PRTD	5545 APEX PINNACLE SERVIC		1792	10/03/2019	20190878	10/11/19	85.00	
Invoice: 1792						POLE BANNER		REPLACEMENT		

A/P CASH DISBURSEMENTS

CASH ACCOUNT: 0000000 100000 Cash
 CHECK NO CHK DATE TYPE VENDOR NAME

CHECK NO	CHK DATE	TYPE	VENDOR NAME	VOUCHER	INVOICE	INV DATE	PO	CHECK RUN	NET	
						INVOICE DTL DESC				
						CHECK	268184	TOTAL:	85.00	
268185	10/11/2019	PRTD	1199 ARAMARK UNIFORM SERV		996128009	09/25/2019	20191971	10/11/19	9.70	
Invoice: 996128009						MAT SERVICE RFP#6401-BEDFORD				
Invoice: 996128597						996128597	09/26/2019	20191797	10/11/19	151.60
Invoice: 996128597*						996128597*	09/26/2019	20191948	10/11/19	25.50
Invoice: 996130371						996130371	10/02/2019	20191949	10/11/19	9.27
Invoice: 996130399						996130399	10/02/2019	20191799	10/11/19	7.10
Invoice: 996130431						996130431	10/02/2019	20191948	10/11/19	32.00
Invoice: 996130432						996130432	10/02/2019	20191954	10/11/19	9.70
Invoice: 996131354						996131354	10/04/2019	20191950	10/11/19	13.29
						CHECK	268185	TOTAL:	258.16	
268186	10/11/2019	PRTD	79 ARMS TRUCKING COMPAN		PSINV246292	09/14/2019	20192070	10/11/19	1,495.61	
Invoice: PSINV246292						GOLF TOP DRESSING BID 6424				
Invoice: PSINV247145						PSINV247145	09/25/2019	20191525	10/11/19	617.41
						CHECK	268186	TOTAL:	2,113.02	
268187	10/11/2019	PRTD	1209 ART FORM NURSERIES		2001131046	09/26/2019	20191833	10/11/19	1,515.00	
Invoice: 2001131046						LIVING BILLBOARD PLANT MATERIAL				
						CHECK	268187	TOTAL:	1,515.00	
268188	10/11/2019	PRTD	1225 AT & T		216 381-7218 872 1	09/25/2019	20172366	10/11/19	100.64	
Invoice: 216 381-7218 872 1						TELEPHONE 8/26-9/25/19				
Invoice: 216 398-9797 041 2						216 398-9797 041 2	09/28/2019	20172366	10/11/19	44.17
						TELEPHONE 8/29-9/28/19				
						216 531-0319 976 3	09/28/2019	20172366	10/11/19	100.64

A/P CASH DISBURSEMENTS

CASH ACCOUNT: 0000000 100000 Cash
 CHECK NO CHK DATE TYPE VENDOR NAME

CHECK NO	CHK DATE	TYPE	VENDOR NAME	VOUCHER	INVOICE	INV DATE	PO	CHECK RUN	NET
						INVOICE DTL DESC			
Invoice: 216	531-0319	976	3			TELEPHONE	8/29-9/28/19		
Invoice: 216	531-9110	919	5	216	531-9110 919 5	TELEPHONE	09/28/2019 8/29-9/28/19	20172366 10/11/19	50.32
Invoice: 216	641-1864	337	2	216	641-1864 337 2	TELEPHONE	09/25/2019 8/26-9/25/19	20172366 10/11/19	364.24
Invoice: 216	641-8350	214	9	216	641-8350 214 9	TELEPHONE	09/25/2019 8/26-9/25/19	20172366 10/11/19	199.45
Invoice: 216	941-9672	838	8	216	941-9672 838 8	TELEPHONE	09/28/2019 8/29-9/28/19	20172366 10/11/19	104.64
Invoice: 440	243-6103	742	4	440	243-6103 742 4	TELEPHONE	09/28/2019 8/29-9/28/19	20172366 10/11/19	44.29
Invoice: 440	891-3775	613	7	440	891-3775 613 7	TELEPHONE	09/28/2019 8/29-9/28/19	20172366 10/11/19	377.23
Invoice: 216	226-3030	772	5	216	226-3030 772 5	TELEPHONE	10/01/2019 9/2-10/1/19	20172366 10/11/19	130.94
Invoice: 216	521-1525	939	0	216	521-1525 939 0	TELEPHONE	10/01/2019 9/2-10/1/19	20172366 10/11/19	137.63
Invoice: 216	583-0684	431	7	216	583-0684 431 7	TELEPHONE	10/01/2019 9/2-10/1/19	20172366 10/11/19	40.72
								CHECK 268188 TOTAL:	1,694.91
268189	10/11/2019	PRTD	1225	AT & T	831-000-6100 332	TELEPHONE	09/28/2019 8/29-9/28/19	20172366 10/11/19	880.80
								CHECK 268189 TOTAL:	880.80
268190	10/11/2019	PRTD	1228	AT&T	SB146846		10/02/2019 10/16-11/15/19	20190221 10/11/19	41.57
								BIG MET TELE.SYS.MTCE.SERVICE	
Invoice: SB147005					SB147005		10/03/2019 10/17-11/16/19	20190221 10/11/19	111.33
								VISCOM TELE.SYS.MTCE.SERVICE	
								CHECK 268190 TOTAL:	152.90
268191	10/11/2019	PRTD	1230	AT&T MOBILITY	287288562367		09/27/2019 8/28/19-9/27/19	20160639 10/11/19	1,579.12
								FIRST NET WIRELESS DATA ONLY	

A/P CASH DISBURSEMENTS

CASH ACCOUNT: 0000000 100000 Cash
 CHECK NO CHK DATE TYPE VENDOR NAME

CHECK NO	CHK DATE	TYPE	VENDOR NAME	VOUCHER	INVOICE	INV DATE	PO	CHECK RUN	NET
						INVOICE DTL DESC			
								CHECK 268191 TOTAL:	1,579.12
268192	10/11/2019	PRTD	1240 AUSTRALIAN OUTBACK P	6838		09/23/2019	20191998	10/11/19	430.00
			Invoice: 6838					EUCALYPTUS BROWSE SS#6452	
								CHECK 268192 TOTAL:	430.00
268193	10/11/2019	PRTD	104 TREASURER STATE OF O	0219843-IN		10/01/2019	20190335	10/11/19	47.25
			Invoice: 0219843-IN					EMPLOYMENT EXPENSE 8BJ225	
								CHECK 268193 TOTAL:	47.25
268194	10/11/2019	PRTD	10159 BES SOLUTIONS, INC.	I-19556		09/21/2019	20192082	10/11/19	3,525.00
			Invoice: I-19556					ZSPACE ALL-IN-ONE VR DESKTOP COMPUTER-VR PROJECT	
								CHECK 268194 TOTAL:	3,525.00
268195	10/11/2019	PRTD	6616 BLOOM ARTISAN BAKERY	000856		09/30/2019	20182376	10/11/19	245.00
			Invoice: 000856					MERWIN'S WHARF SS#6307	
			Invoice: 000860		000860	09/30/2019	20182376	10/11/19	525.00
			Invoice: 000880		000880	10/07/2019	20182376	10/11/19	245.00
			Invoice: 000881		000881	10/07/2019	20182376	10/11/19	525.00
								CHECK 268195 TOTAL:	1,540.00
268196	10/11/2019	PRTD	3582 RADIO ONE, INC	528661B-8		09/22/2019	20190752	10/11/19	400.00
			Invoice: 528661B-8					ADVERTISING SS 6393	
								CHECK 268196 TOTAL:	400.00
268197	10/11/2019	PRTD	4777 BLUEMODUS, INC.	20482		09/30/2019	20191926	10/11/19	1,485.00
			Invoice: 20482					GOOGLE ANALYTICS TRAINING	
								CHECK 268197 TOTAL:	1,485.00
268198	10/11/2019	PRTD	1693 MICHIGAN STATE UNIVE	F7307 RECAP		07/09/2019	20192215	10/11/19	5,000.00
			Invoice: F7307 RECAP					SNARES TO WARES PROGRAM	

A/P CASH DISBURSEMENTS

CASH ACCOUNT: 0000000 100000 Cash
 CHECK NO CHK DATE TYPE VENDOR NAME

CHECK NO	CHK DATE	TYPE	VENDOR NAME	VOUCHER	INVOICE	INV DATE	PO	CHECK RUN	NET
						INVOICE DTL DESC			
						CHECK	268198	TOTAL:	5,000.00
268199	10/11/2019	PRTD	3407 AARON BONK		PERFORMER	10/09/2019	20192252	10/11/19	4,375.00
			Invoice: PERFORMER			BOO AT THE ZOO 10/11-13, 10/18-20 & 10/25-27/2019			
						CHECK	268199	TOTAL:	4,375.00
268200	10/11/2019	PRTD	9323 PEPSI-COLA		53827459	09/25/2019	20190932	10/11/19	378.49
			Invoice: 53827459			CONCESSION RFP 6385-ENM			
			Invoice: 66965459		66965459	09/27/2019	20190905	10/11/19	899.26
			Invoice: 68167458		68167458	09/30/2019	20190932	10/11/19	207.95
			Invoice: 66554521		66554521	09/30/2019	20190877	10/11/19	355.34
			Invoice: 55104555		55104555	10/03/2019	20190898	10/11/19	211.50
						CHECK	268200	TOTAL:	2,052.54
268201	10/11/2019	PRTD	1356 CHRISTOPHER'S CLOTHI		BRKSD927	09/27/2019	20191973	10/11/19	222.00
			Invoice: BRKSD927			UNIFORM BID 6390			
			Invoice: PARKOPS928		PARKOPS928	09/28/2019	20190803	10/11/19	170.35
			Invoice: VOL920		VOL920	09/20/2019	20192041	10/11/19	3,103.50
			Invoice: RRIVER927		RRIVER927	09/27/2019	20190854	10/11/19	826.30
			Invoice: SITE927		SITE927	09/27/2019	20190604	10/11/19	31.00
			Invoice: FLEET1009		FLEET1009	10/09/2019	20190774	10/11/19	2,295.85
						CHECK	268201	TOTAL:	6,649.00
268202	10/11/2019	PRTD	145 BUCKEYE DRAFT BEER S		20557	09/17/2019	20181490	10/11/19	60.00
			Invoice: 20557			BEER LINE MTCE.SERVICE-EBH			

A/P CASH DISBURSEMENTS

CASH ACCOUNT: 0000000 100000 Cash
 CHECK NO CHK DATE TYPE VENDOR NAME

CHECK NO	CHK DATE	TYPE	VENDOR NAME	VOUCHER	INVOICE	INV DATE	PO	CHECK RUN	NET
						INVOICE DTL DESC			
								CHECK 268202 TOTAL:	60.00
268203	10/11/2019	PRTD	1423 CAPITOL CONSULTING G		21568	10/01/2019	20190249	10/11/19	2,500.00
			Invoice: 21568					LEGISLATIVE CONSULTANT-OCTOBER 2019	
								CHECK 268203 TOTAL:	2,500.00
268204	10/11/2019	PRTD	168 CATANESE CLASSIC SEA		76140	08/17/2019	20181078	10/11/19	413.65
			Invoice: 76140					MERWIN'S WHARF SS#6307	
			Invoice: 76150		76150	08/18/2019	20181078	10/11/19	111.92
								MERWIN'S WHARF SS#6307	
			Invoice: 77413		77413	08/23/2019	20181078	10/11/19	243.98
								MERWIN'S WHARF SS#6307	
			Invoice: 84629		84629	09/30/2019	20181078	10/11/19	19.28
								MERWIN'S WHARF SS#6307	
								CHECK 268204 TOTAL:	788.83
268205	10/11/2019	PRTD	1442 ENTERCOM CLEVELAND D		1203928-4	08/31/2019	20190662	10/11/19	35.00
			Invoice: 1203928-4					ADVERTISING SS#6393	
								CHECK 268205 TOTAL:	35.00
268206	10/11/2019	PRTD	1442 ENTERCOM CLEVELAND D		1133477-5	08/31/2019	20190662	10/11/19	92.80
			Invoice: 1133477-5					ADVERTISING SS#6393	
								CHECK 268206 TOTAL:	92.80
268207	10/11/2019	PRTD	1445 CDW GOVERNMENT		VBQ4612	09/24/2019	20192184	10/11/19	1,089.71
			Invoice: VBQ4612					SURFACE PRO	
								CHECK 268207 TOTAL:	1,089.71
268208	10/11/2019	PRTD	4428 CENTERRA CO-OP		00327192	09/18/2019	20190060	10/11/19	40.23
			Invoice: 00327192					ZOO NON-BID GRAIN	
			Invoice: 00327192*		00327192*	09/18/2019	20191422	10/11/19	1,285.75
								ZOO GRAIN BID 6421	
								CHECK 268208 TOTAL:	1,325.98

A/P CASH DISBURSEMENTS

CASH ACCOUNT: 0000000 100000 Cash
 CHECK NO CHK DATE TYPE VENDOR NAME

CHECK NO	CHK DATE	TYPE	VENDOR NAME	VOUCHER	INVOICE	INV DATE	PO	CHECK RUN	NET
INVOICE DTL DESC									
268209	10/11/2019	PRTD	1453 CENTRAL EXTERMINATIN	742394		10/02/2019	20181352	10/11/19	63.00
	Invoice: 742394 PEST CONTROL SERVICE-MERWIN'S								
				741476		10/04/2019	20181352	10/11/19	39.00
	Invoice: 741476 PEST CONTROL SERVICE-L.MET								
				742169		10/04/2019	20181352	10/11/19	70.00
	Invoice: 742169 PEST CONTROL SERVICE-LAKEFRONT								
				742386		10/08/2019	20181352	10/11/19	80.00
	Invoice: 742386 PEST CONTROL SERVICE-ENM								
				742392		10/04/2019	20181352	10/11/19	50.00
	Invoice: 742392 PEST CONTROL SERVICE-B.MET								
				742395		10/04/2019	20181352	10/11/19	48.00
	Invoice: 742395 PEST CONTROL SERVICE-E.55TH								
								CHECK 268209 TOTAL:	350.00
268210	10/11/2019	PRTD	1535 CLEVELAND MUSEUM OF	10/9 & 10/28/19		10/03/2019	20192214	10/11/19	575.00
	Invoice: 10/9 & 10/28/19 BOO AT THE ZOO PERFORMER								
								CHECK 268210 TOTAL:	575.00
268211	10/11/2019	PRTD	5374 CLEVELAND PRINTWEAR	64020		08/29/2019	20191942	10/11/19	4,025.00
	Invoice: 64020 CENTENNIAL 5K SHIRTS								
								CHECK 268211 TOTAL:	4,025.00
268212	10/11/2019	PRTD	1540 CLEVELAND PUBLIC POW	0006830007068		09/30/2019	20190048	10/11/19	26.67
	Invoice: 0006830007068 ELECTRICITY 8/31-9/30/19								
				0006830010996		09/30/2019	20190048	10/11/19	998.35
	Invoice: 0006830010996 ELECTRICITY 8/31-9/30/19								
				0007430012093		09/30/2019	20190048	10/11/19	38.34
	Invoice: 0007430012093 ELECTRICITY 8/31-9/30/19								
				0007600012352		09/30/2019	20190048	10/11/19	207.75
	Invoice: 0007600012352 ELECTRICITY 8/31-9/30/19								
				1432021054105		09/30/2019	20190048	10/11/19	80.82
	Invoice: 1432021054105 ELECTRICITY 8/31-9/30/19								
				1432031008621		09/30/2019	20190048	10/11/19	76.68
	Invoice: 1432031008621 ELECTRICITY 8/31-9/30/19								

A/P CASH DISBURSEMENTS

CASH ACCOUNT: 0000000 100000 Cash
 CHECK NO CHK DATE TYPE VENDOR NAME

CHECK NO	CHK DATE	TYPE	VENDOR NAME	VOUCHER	INVOICE	INV DATE	PO	CHECK RUN	NET
						INVOICE DTL DESC			
								CHECK 268212 TOTAL:	1,428.61
268213	10/11/2019	PRTD	1557 CITY OF CLEVELAND		0055733398	09/30/2019	20190031	10/11/19	74.59
						WATER 8/29-9/27/19			
					8098420000	09/27/2019	20190031	10/11/19	141.73
					Invoice: 8098420000	WATER 8/28-9/26/19			
					8671049809	09/30/2019	20190031	10/11/19	102.89
					Invoice: 8671049809	WATER 8/29-9/27/19			
					9188420000	09/30/2019	20190031	10/11/19	17.65
					Invoice: 9188420000	WATER 8/28-9/26/19			
					0495802358	09/26/2019		10/11/19	122.53
					Invoice: 0495802358	WATER 8/27-9/25/19			
					5599393058	09/26/2019		10/11/19	45.31
					Invoice: 5599393058	WATER 8/26-9/24/19			
					6610620000	09/26/2019		10/11/19	72.18
					Invoice: 6610620000	WATER 8/27-9/25/19			
					7400381527	09/27/2019		10/11/19	18.00
					Invoice: 7400381527	WATER 8/27-9/25/19			
					0823810000	10/02/2019		10/11/19	118.50
					Invoice: 0823810000	WATER 9/5-10/2/19			
					0893740000	10/02/2019	20190031	10/11/19	66.35
					Invoice: 0893740000	WATER 9/5-10/2/19			
					2276130000	10/02/2019	20190031	10/11/19	66.35
					Invoice: 2276130000	WATER 9/5-10/2/19			
					2526420000	10/02/2019	20190031	10/11/19	118.50
					Invoice: 2526420000	WATER 9/5-10/2/19			
					2893740000	10/02/2019	20190031	10/11/19	66.35
					Invoice: 2893740000	WATER 9/5-10/2/19			
					4669263329	10/02/2019	20190031	10/11/19	66.35
					Invoice: 4669263329	WATER 9/5-10/2/19			
					5528813910	10/02/2019	20190031	10/11/19	66.35
					Invoice: 5528813910	WATER 9/5-10/2/19			
					5698219853	10/02/2019	20190031	10/11/19	66.35
					Invoice: 5698219853	WATER 9/5-10/2/19			
					6403067688	10/02/2019	20190031	10/11/19	66.35

A/P CASH DISBURSEMENTS

CASH ACCOUNT: 0000000 100000 Cash
 CHECK NO CHK DATE TYPE VENDOR NAME

CHECK NO	CHK DATE	TYPE	VENDOR NAME	VOUCHER	INVOICE	INV DATE	PO	CHECK RUN	NET
						INVOICE DTL DESC			
Invoice: 6403067688						WATER 9/5-10/2/19			
Invoice: 7406510000				7406510000		10/02/2019	20190031	10/11/19	118.50
Invoice: 7911050000				7911050000		10/02/2019	20190031	10/11/19	118.50
Invoice: 7942710000				7942710000		10/02/2019	20190031	10/11/19	118.50
Invoice: 9360440000				9360440000		10/02/2019	20190031	10/11/19	66.35
Invoice: 5195470143				5195470143		10/03/2019	20190031	10/11/19	160.79
Invoice: 1250437646				1250437646		10/04/2019	20190031	10/11/19	123.35
Invoice: 8453940000				8453940000		10/04/2019	20190031	10/11/19	70.72
Invoice: 9526540727				9526540727		09/04/2019	20190031	10/11/19	40.15
								CHECK 268213 TOTAL:	2,113.19
268214	10/11/2019	PRTD	1557 CITY OF CLEVELAND	4413520000		09/27/2019	20190031	10/11/19	176.60
Invoice: 4413520000						WATER 8/28-9/26/19			
Invoice: 6978420000				6978420000		09/27/2019	20190031	10/11/19	203.46
Invoice: 4221918304				4221918304		09/26/2019		10/11/19	180.00
Invoice: 4206841306				4206841306		10/04/2019	20190031	10/11/19	1,262.78
								CHECK 268214 TOTAL:	1,822.84
268215	10/11/2019	PRTD	1571 COLUMBIA GAS OF OHIO	12450179	002 000 2	09/30/2019	20190094	10/11/19	30.64
Invoice: 12450179						GAS 8/28-9/27/19			
Invoice: 12512901				12512901	001 000 5	10/01/2019	20190094	10/11/19	61.76
Invoice: 19793640				19793640	006 000 1	09/30/2019	20190094	10/11/19	32.90
Invoice: 19793640						GAS 8/28-9/27/19			

A/P CASH DISBURSEMENTS

CASH ACCOUNT: 0000000 100000 Cash
 CHECK NO CHK DATE TYPE VENDOR NAME

CHECK NO	CHK DATE	TYPE	VENDOR NAME	VOUCHER	INVOICE	INV DATE	PO	CHECK RUN	NET
INVOICE DTL DESC									
								CHECK 268215 TOTAL:	125.30
268216	10/11/2019	PRTD	1575 COMDOC, INC		IN3447935	09/04/2019	20190363	10/11/19	3,831.29
			Invoice: IN3447935					COPIER MTCE. AGREEMENT-AUG 2019	
								CHECK 268216 TOTAL:	3,831.29
268217	10/11/2019	PRTD	1588 CONSUMERS GAS COOP		0031320000689518	10/07/2019	20190050	10/11/19	30.75
			Invoice: 0031320000689518					GAS 8/16-9/18/19	
								CHECK 268217 TOTAL:	30.75
268218	10/11/2019	PRTD	1613 COX BUSINESS		001 6011 023213301	10/01/2019	20190255	10/11/19	119.79
			Invoice: 001 6011 023213301					BIG MET CABLE SERVICE 10/1-10/31/19	
								CHECK 268218 TOTAL:	119.79
268219	10/11/2019	PRTD	1617 CRAIN COMMUNICATIONS		I00159973	09/25/2019	20190586	10/11/19	2,367.93
			Invoice: I00159973					ADVERTISING SS#6393	
								CHECK 268219 TOTAL:	2,367.93
268220	10/11/2019	PRTD	1621 CRIMINAL JUSTICE COO		10129	10/01/2019	20190203	10/11/19	997.50
			Invoice: 10129					NORIS PROSECUTOR SERVICES-4TH QUARTER 2019	
					10130	10/01/2019	20190203	10/11/19	3,643.75
			Invoice: 10130					NORIS POLICE SERVICES-4TH QUARTER 2019	
								CHECK 268220 TOTAL:	4,641.25
268221	10/11/2019	PRTD	1629 CTM MEDIA GROUP, INC		01S-184672	10/01/2019	20190170	10/11/19	1,417.10
			Invoice: 01S-184672					ADVERTISING SS#6393	
								CHECK 268221 TOTAL:	1,417.10
268222	10/11/2019	PRTD	1707 DISTILLATA COMPANY		1399640/020308	09/25/2019	20190407	10/11/19	12.60
			Invoice: 1399640/020308					ZOO POLICE OFFICE WATER	
					1410194/020308	09/30/2019	20190407	10/11/19	9.00
			Invoice: 1410194/020308					ZOO POLICE OFFICE COOLER RENTAL-OCT 2019	
								CHECK 268222 TOTAL:	21.60

A/P CASH DISBURSEMENTS

CASH ACCOUNT: 0000000 100000 Cash
 CHECK NO CHK DATE TYPE VENDOR NAME

CHECK NO	CHK DATE	TYPE	VENDOR NAME	VOUCHER	INVOICE	INV DATE	PO	CHECK RUN	NET
INVOICE DTL DESC									
268223	10/11/2019	PRTD	1713 DMC TIMING, LLC		9/28/19	09/28/2019	20192141	10/11/19	1,247.50
			Invoice: 9/28/19			LEDGES TO LAKE RACE TIMING SERVICE 9/21/19			
							CHECK	268223 TOTAL:	1,247.50
268224	10/11/2019	PRTD	1739 DOMINION ENERGY	3	5000 5432 8861	09/27/2019	20190051	10/11/19	232.98
			Invoice: 3 5000 5432 8861			GAS 8/28-9/27/19			
			Invoice: 8 4418 0013 3962	8	4418 0013 3962	10/01/2019	20190051	10/11/19	33.81
						GAS 8/29-9/30/19			
			Invoice: 8 4418 0013 3977	8	4418 0013 3977	10/01/2019	20190051	10/11/19	39.05
						GAS 8/29-9/30/19			
			Invoice: 9 4417 0047 4335	9	4417 0047 4335	09/27/2019	20190051	10/11/19	45.32
						GAS 8/29-9/27/19			
			Invoice: 3 1800 1015 3863	3	1800 1015 3863	10/02/2019		10/11/19	32.20
						GAS 9/3-10/2/19			
			Invoice: 8 5000 1296 0787	8	5000 1296 0787	10/03/2019	20190051	10/11/19	33.81
						GAS 9/4-10/3/19			
							CHECK	268224 TOTAL:	417.17
268225	10/11/2019	PRTD	3530 ECONOMY PRODUCE & VE		2514740	09/20/2019	20190171	10/11/19	856.50
			Invoice: 2514740			ZOO ANIMAL PRODUCE			
							CHECK	268225 TOTAL:	856.50
268226	10/11/2019	PRTD	5420 ELIZABETH CROWE		PERFORMER	10/07/2019	20192233	10/11/19	3,999.60
			Invoice: PERFORMER			BOO AT THE ZOO 10/11-12, 10/18-20 & 10/25-27/19			
							CHECK	268226 TOTAL:	3,999.60
268227	10/11/2019	PRTD	999998 BRETT, THOMAS		8/29-9/30/19	10/03/2019		10/11/19	109.20
			Invoice: 8/29-9/30/19			MILEAGE REIMBURSEMENT-BRETT			
							CHECK	268227 TOTAL:	109.20
268228	10/11/2019	PRTD	999998 NAPP, NEEME		9/1-9/30/19	10/03/2019		10/11/19	142.80
			Invoice: 9/1-9/30/19			MILEAGE REIMBURSEMENT-NAPP			
							CHECK	268228 TOTAL:	142.80

A/P CASH DISBURSEMENTS

CASH ACCOUNT: 0000000 100000 Cash
 CHECK NO CHK DATE TYPE VENDOR NAME

CHECK NO	CHK DATE	TYPE	VENDOR NAME	VOUCHER	INVOICE	INV DATE	PO	CHECK RUN	NET
INVOICE DTL DESC									
268229	10/11/2019	PRTD	999998 STAWICKI, ROBERT		REIMBURSEMENT	10/08/2019		10/11/19	150.00
			Invoice: REIMBURSEMENT			BOOT ALLOWANCE-STAWICKI			
						CHECK	268229	TOTAL:	150.00
268230	10/11/2019	PRTD	999998 TISH, SCOTT		REIMBURSEMENT	09/04/2019		10/11/19	150.00
			Invoice: REIMBURSEMENT			BOOT ALLOWANCE-TISH			
						CHECK	268230	TOTAL:	150.00
268231	10/11/2019	PRTD	999998 WAKEFIELD, RICHARD		REIMBURSEMENT	09/16/2019		10/11/19	150.00
			Invoice: REIMBURSEMENT			BOOT ALLOWANCE-WAKEFIELD			
						CHECK	268231	TOTAL:	150.00
268232	10/11/2019	PRTD	3555 EP GRAPHICS, INC.	51432		09/19/2019	20183665	10/11/19	8,288.90
			Invoice: 51432			EN PRINTING/DESIGN/MAILING SERVICE BID 6371-OCT			
						CHECK	268232	TOTAL:	8,288.90
268233	10/11/2019	PRTD	319 ERIE MATERIALS INC	9055		09/30/2019	20191580	10/11/19	3,209.83
			Invoice: 9055			AGGREGATE BID 6423			
			Invoice: 9056		9056	09/30/2019	20191924	10/11/19	1,266.48
						AGGREGATE BID 6423			
			Invoice: 9058		9058	09/30/2019	20191580	10/11/19	3,409.20
						AGGREGATE BID 6423			
			Invoice: 9059		9059	09/30/2019	20191924	10/11/19	2,363.04
						AGGREGATE BID 6423			
						CHECK	268233	TOTAL:	10,248.55
268234	10/11/2019	PRTD	8438 OHIO DOTS/DIPPIN DOT	I190923400		10/01/2019	20183422	10/11/19	479.60
			Invoice: I190923400			CONCESSION SS 6307-CHALET			
						CHECK	268234	TOTAL:	479.60
268235	10/11/2019	PRTD	1834 FIRST COMMUNICATIONS	2163516300		10/01/2019	20190022	10/11/19	34.65
			Invoice: 2163516300			TELEPHONE 9/1-9/30/19			
						CHECK	268235	TOTAL:	34.65

A/P CASH DISBURSEMENTS

CASH ACCOUNT: 0000000 100000 Cash
 CHECK NO CHK DATE TYPE VENDOR NAME

CHECK NO	CHK DATE	TYPE	VENDOR NAME	VOUCHER	INVOICE	INV DATE	PO	CHECK RUN	NET
268236	10/11/2019	PRTD	1857 FRANCO TYP-POSTALIA, Invoice: RI104119637		RI104119637	07/12/2019	20181389	10/11/19	393.00
						POLICE POSTAGE METER/SCALE RENTAL 7/5/19-7/4/20			
						CHECK	268236	TOTAL:	393.00
268237	10/11/2019	PRTD	1864 FRESH FORK MARKET Invoice: 2098		2098	09/13/2019	20190168	10/11/19	182.00
						ZOO ANIMAL PRODUCE			
			Invoice: 2101		2101	09/20/2019	20190168	10/11/19	182.00
						ZOO ANIMAL PRODUCE			
						CHECK	268237	TOTAL:	364.00
268238	10/11/2019	PRTD	1868 FRONTIER Invoice: 330-239-2911-0421145		330-239-2911-0421145	09/28/2019	20190052	10/11/19	107.88
						TELEPHONE 9/28-10/27/19			
			Invoice: 330-239-4140-0603115		330-239-4140-0603115	10/01/2019	20190052	10/11/19	96.00
						TELEPHONE 10/1-10/31/19			
						CHECK	268238	TOTAL:	203.88
268239	10/11/2019	PRTD	4467 GALLS, LLC Invoice: 013788275		013788275	09/24/2019	20190101	10/11/19	168.00
						POLICE UNIFORMS			
			Invoice: 013798550		013798550	09/25/2019	20190101	10/11/19	640.00
						POLICE UNIFORMS			
			Invoice: 013855537		013855537	10/01/2019	20190101	10/11/19	132.00
						POLICE UNIFORMS			
						CHECK	268239	TOTAL:	940.00
268240	10/11/2019	PRTD	1902 GORDON FOOD SERVICE, Invoice: 197421889		197421889	10/01/2019	20182933	10/11/19	131.47
						CONCESSION DISPOSABLES SS#6307-B.MET			
			Invoice: 197423847		197423847	10/01/2019	20182933	10/11/19	95.68
						CONCESSION DISPOSABLES SS#6307-SENECA			
			Invoice: 965032022*		965032022*	10/04/2019	20182933	10/11/19	24.98
						CONCESSION DISPOSABLES SS#6307-SLEEPY			
			Invoice: 959042183*		959042183*	10/01/2019	20183151	10/11/19	26.97
						CONCESSION DISPOSABLES SS#6307-E.55TH MARINA			
						CHECK	268240	TOTAL:	279.10

A/P CASH DISBURSEMENTS

CASH ACCOUNT: 0000000 100000 Cash
 CHECK NO CHK DATE TYPE VENDOR NAME

CHECK NO	CHK DATE	TYPE	VENDOR NAME	VOUCHER	INVOICE	INV DATE	PO	CHECK RUN	NET
INVOICE DTL DESC									
268241	10/11/2019	PRTD	3614 GORDON FOOD SERVICE,		197421889*	10/01/2019	20191711	10/11/19	760.59
			Invoice: 197421889*						
			Invoice: 197423847*		197423847*	10/01/2019	20191711	10/11/19	441.96
			Invoice: 197448156		197448156	10/02/2019	20191711	10/11/19	1,072.90
			Invoice: 959041936		959041936	09/19/2019	20191632	10/11/19	26.23
			Invoice: 965031952		965031952	09/30/2019	20191711	10/11/19	75.70
			Invoice: 965031953		965031953	09/30/2019	20191711	10/11/19	9.95
			Invoice: 965031960		965031960	10/01/2019	20191711	10/11/19	543.29
			Invoice: 965031996		965031996	10/03/2019	20191711	10/11/19	181.98
			Invoice: 965032022		965032022	10/04/2019	20191711	10/11/19	22.85
			Invoice: 959042183		959042183	10/01/2019	20191632	10/11/19	26.16
								CHECK 268241 TOTAL:	3,161.61
268242	10/11/2019	PRTD	1907 GILLESPIE CO. UNDERG		219023	09/19/2019	20192243	10/11/19	910.00
			Invoice: 219023						
			Invoice: 219024		219024	09/19/2019	20192242	10/11/19	910.00
			Invoice: 219036		219036	09/25/2019	20192244	10/11/19	1,680.00
								CHECK 268242 TOTAL:	3,500.00
268243	10/11/2019	PRTD	369 GLOBAL CLEVELAND		IC0819	08/08/2019	20192213	10/11/19	1,000.00
			Invoice: IC0819						
								CHECK 268243 TOTAL:	1,000.00

A/P CASH DISBURSEMENTS

CASH ACCOUNT: 0000000 100000 Cash
 CHECK NO CHK DATE TYPE VENDOR NAME

CHECK NO	CHK DATE	TYPE	VENDOR NAME	VOUCHER	INVOICE	INV DATE	PO	CHECK RUN	NET
INVOICE DTL DESC									
268244	10/11/2019	PRTD	3813 GOOGLE LLC		3637365644	09/30/2019	20190457	10/11/19	2,463.86
			Invoice: 3637365644			ADVERTISING SS#6393			
							CHECK	268244 TOTAL:	2,463.86
268245	10/11/2019	PRTD	1937 GREAT LAKES BIOMIMIC		3542	10/01/2019	20160141	10/11/19	6,780.00
			Invoice: 3542			AKRON FELLOW SERVICE-(EAGLE-MALONE)7/1-9/30/19			
							CHECK	268245 TOTAL:	6,780.00
268246	10/11/2019	PRTD	1944 GREAT LAKES PETROLEU		1464095-IN	09/25/2019	20191707	10/11/19	2,473.91
			Invoice: 1464095-IN			GASOLINE/DIESEL COOP#6427			
			Invoice: 1465493-IN		1465493-IN	09/30/2019	20191708	10/11/19	1,742.18
						GASOLINE/DIESEL COOP#6427			
			Invoice: 1466172-IN		1466172-IN	09/30/2019	20191663	10/11/19	976.17
						DIESEL COOP#6427			
			Invoice: 1467614-IN		1467614-IN	10/02/2019	20190775	10/11/19	6,224.81
						MARINA FUEL FOR RESALE SS#6397-E.55TH			
			Invoice: 1465371-IN		1465371-IN	09/26/2019	20191747	10/11/19	5,749.90
						GASOLINE/DIESEL COOP#6427			
							CHECK	268246 TOTAL:	17,166.97
268247	10/11/2019	PRTD	383 GREAT LAKES PUBLISHI		99031545/10000939	09/25/2019	20190455	10/11/19	2,600.00
			Invoice: 99031545/10000939			ADVERTISING SS#6393			
							CHECK	268247 TOTAL:	2,600.00
268248	10/11/2019	PRTD	8155 HANDEL & SON ELEVATO		7066	08/28/2019	20192219	10/11/19	693.00
			Invoice: 7066			CHALET ELEVATOR/LIFT MAINTENANCE			
							CHECK	268248 TOTAL:	693.00
268249	10/11/2019	PRTD	1970 HARRELL'S, LLC		INV01300899	10/04/2019	20192196	10/11/19	5,200.00
			Invoice: INV01300899			FUNGICIDE BID 6386			
							CHECK	268249 TOTAL:	5,200.00
268250	10/11/2019	PRTD	1985 HELENA AGRI-ENTERPRI		148599794	09/19/2019	20192079	10/11/19	2,488.00
			Invoice: 148599794			FUNGICIDE/HERBICIDE BID 6386			

A/P CASH DISBURSEMENTS

CASH ACCOUNT: 0000000 100000 Cash
 CHECK NO CHK DATE TYPE VENDOR NAME

CHECK NO	CHK DATE	TYPE	VENDOR NAME	VOUCHER	INVOICE	INV DATE	PO	CHECK RUN	NET	
						INVOICE DTL DESC				
						CHECK	268250	TOTAL:	2,488.00	
268251	10/11/2019	PRTD	436 HYDROCHEM		YOH1900296	10/01/2019	20182479	10/11/19	350.00	
			Invoice: YOH1900296					HOLDING TANK CLEAN OUT BID 6080		
			Invoice: YOH1900297		YOH1900297	10/01/2019	20183439	10/11/19	1,050.00	
			Invoice: YOH1900311		YOH1900311	10/01/2019	20182331	10/11/19	2,142.66	
			Invoice: YOH1900317		YOH1900317	09/27/2019	20191087	10/11/19	404.72	
						CHECK	268251	TOTAL:	3,947.38	
268252	10/11/2019	PRTD	6597 HYLANT - CLEVELAND		228678/METROPCL01	09/24/2019	20173236	10/11/19	2,559.00	
			Invoice: 228678/METROPCL01					ADD: BUSINESS AUTO COVERAGE 11/1/18-11/1/19		
						CHECK	268252	TOTAL:	2,559.00	
268253	10/11/2019	PRTD	2025 I A LEWIN, PE & ASSO		2742	09/30/2019	20183899	10/11/19	350.00	
			Invoice: 2742					SHADE SAILS-EMERALD NECKLACE PATIO		
			Invoice: 2743		2743	09/30/2019	20183899	10/11/19	1,750.00	
						CHECK	268253	TOTAL:	2,100.00	
268254	10/11/2019	PRTD	2041 ILLUMINATING COMPANY		110 021 590 283	10/02/2019	20190071	10/11/19	75.02	
			Invoice: 110 021 590 283					ELECTRICITY 8/29-9/27/19		
			Invoice: 110 021 814 808		110 021 814 808	10/03/2019	20190071	10/11/19	117.50	
			Invoice: 110 021 814 873		110 021 814 873	10/02/2019	20190071	10/11/19	89.00	
			Invoice: 110 022 268 509		110 022 268 509	10/02/2019	20190071	10/11/19	106.97	
			Invoice: 110 022 268 582		110 022 268 582	10/02/2019	20190071	10/11/19	189.82	
			Invoice: 110 022 268 640		110 022 268 640	10/02/2019	20190071	10/11/19	142.00	
						110 023 021 410	10/03/2019	20190071	10/11/19	73.56

A/P CASH DISBURSEMENTS

CASH ACCOUNT: 0000000 100000 Cash
 CHECK NO CHK DATE TYPE VENDOR NAME

CHECK NO	CHK DATE	TYPE	VENDOR NAME	VOUCHER	INVOICE	INV DATE	PO	CHECK RUN	NET
						INVOICE DTL DESC			
Invoice:	110 023 021 410					ELECTRICITY 8/30-9/30/19			
Invoice:	110 023 485 912			110 023 485 912		10/03/2019	20190071	10/11/19	393.30
						ELECTRICITY 8/30-9/30/19			
Invoice:	110 023 550 038			110 023 550 038		10/03/2019	20190071	10/11/19	218.15
						ELECTRICITY 8/30-9/30/19			
Invoice:	110 025 410 371			110 025 410 371		10/03/2019	20190071	10/11/19	89.87
						ELECTRICITY 8/29-9/27/19			
Invoice:	110 026 133 980			110 026 133 980		10/03/2019	20190071	10/11/19	81.41
						ELECTRICITY 8/29-9/27/19			
Invoice:	110 026 493 939			110 026 493 939		10/02/2019	20190071	10/11/19	70.41
						ELECTRICITY 8/28-9/27/19			
Invoice:	110 027 457 453			110 027 457 453		10/07/2019	20190071	10/11/19	281.04
						ELECTRICITY 9/4-10/2/19			
Invoice:	110 125 972 049			110 125 972 049		10/07/2019	20190071	10/11/19	87.67
						ELECTRICITY 9/5-10/3/19			
Invoice:	110 025 770 634			110 025 770 634		10/08/2019	20190071	10/11/19	259.77
						ELECTRICITY 9/5-10/3/19			
Invoice:	110 025 808 723			110 025 808 723		10/08/2019	20190071	10/11/19	300.13
						ELECTRICITY 9/5-10/3/19			
Invoice:	110 025 981 850			110 025 981 850		10/08/2019	20190071	10/11/19	68.94
						ELECTRICITY 9/5-10/3/19			
Invoice:	110 026 099 975			110 026 099 975		10/08/2019	20190071	10/11/19	81.17
						ELECTRICITY 9/5-10/3/19			
Invoice:	110 133 678 182			110 133 678 182		10/08/2019	20190071	10/11/19	12.04
						ELECTRICITY 9/6-10/4/19			
Invoice:	110 026 852 217			110 026 852 217		10/09/2019	20190071	10/11/19	323.41
						ELECTRICITY 9/6-10/4/19			
Invoice:	110 027 472 502			110 027 472 502		10/09/2019	20190071	10/11/19	180.37
						ELECTRICITY 9/6-10/4/19			
Invoice:	110 027 646 436			110 027 646 436		10/09/2019	20190071	10/11/19	152.09
						ELECTRICITY 9/6-10/4/19			
Invoice:	110 064 475 293			110 064 475 293		10/09/2019	20190071	10/11/19	74.45
						ELECTRICITY 9/6-10/4/19			
Invoice:	110 097 123 340			110 097 123 340		10/09/2019	20190071	10/11/19	103.71
						ELECTRICITY 9/6-10/4/19			

A/P CASH DISBURSEMENTS

CASH ACCOUNT: 0000000 100000 Cash
 CHECK NO CHK DATE TYPE VENDOR NAME

CHECK NO	CHK DATE	TYPE	VENDOR NAME	VOUCHER	INVOICE	INV DATE	PO	CHECK RUN	NET
						INVOICE DTL DESC			
					110 107 409 614	10/09/2019	20190071	10/11/19	86.29
					Invoice: 110 107 409 614	ELECTRICITY 9/7-10/7/19			
							CHECK	268254 TOTAL:	3,658.09
268255	10/11/2019	PRTD	2041 ILLUMINATING COMPANY		110 021 000 846	10/02/2019	20190071	10/11/19	1,955.17
					Invoice: 110 021 000 846	ELECTRICITY 8/28-9/27/19			
					110 021 982 118	10/02/2019	20190071	10/11/19	729.03
					Invoice: 110 021 982 118	ELECTRICITY 8/28-9/27/19			
					110 022 962 267	10/02/2019	20190071	10/11/19	611.11
					Invoice: 110 022 962 267	ELECTRICITY 9/1-9/30/19			
					110 023 066 456	10/03/2019	20190071	10/11/19	1,374.69
					Invoice: 110 023 066 456	ELECTRICITY 8/30-9/30/19			
					110 027 344 271	10/02/2019	20190071	10/11/19	1,718.12
					Invoice: 110 027 344 271	ELECTRICITY 8/29-9/27/19			
					110 041 343 648	10/03/2019	20190071	10/11/19	1,795.57
					Invoice: 110 041 343 648	ELECTRICITY 8/30-9/30/19			
					110 042 534 765	10/03/2019	20190071	10/11/19	856.14
					Invoice: 110 042 534 765	ELECTRICITY 8/30-9/30/19			
					110 058 480 952	10/07/2019	20190071	10/11/19	1,659.46
					Invoice: 110 058 480 952	ELECTRICITY 9/4-10/2/19			
					110 025 808 632	10/08/2019	20190071	10/11/19	619.44
					Invoice: 110 025 808 632	ELECTRICITY 9/5-10/3/19			
							CHECK	268255 TOTAL:	11,318.73
268256	10/11/2019	PRTD	465 JD MEDICAL		522	08/28/2019	20192160	10/11/19	177.50
					Invoice: 522	GAS/STEAM STERILIZERS PREVENT MTCE./INSPECTION			
							CHECK	268256 TOTAL:	177.50
268257	10/11/2019	PRTD	2098 JACKSON DIEKEN & ASS		64128/CLEVE16	09/12/2019	20192228	10/11/19	3,000.00
					Invoice: 64128/CLEVE16	DIVE OPERATIONS MARITIME EMPLOYERS LIABILITY INS.			
							CHECK	268257 TOTAL:	3,000.00
268258	10/11/2019	PRTD	9921 JAN-PRO OF GREATER C		74260	07/22/2019	20191777	10/11/19	384.64
					Invoice: 74260	MERWIN'S CLEANING SERVICE-JULY (PARTIAL)			

A/P CASH DISBURSEMENTS

CASH ACCOUNT: 0000000 100000 Cash
 CHECK NO CHK DATE TYPE VENDOR NAME

CHECK NO	CHK DATE	TYPE	VENDOR NAME	VOUCHER	INVOICE	INV DATE	PO	CHECK RUN	NET
						INVOICE DTL DESC			
					74261	08/01/2019	20191777	10/11/19	1,250.00
						MERWIN'S CLEANING SERVICE-AUGUST			
					74796	09/01/2019	20191777	10/11/19	1,250.00
						MERWIN'S CLEANING SERVICE-SEPTEMBER			
						CHECK	268258	TOTAL:	2,884.64
268259	10/11/2019	PRTD	2109 JERRY KUHN'S KWIK CA		000843	10/01/2019	20190408	10/11/19	8.00
						CAR WASHES-SEPTEMBER			
						CHECK	268259	TOTAL:	8.00
268260	10/11/2019	PRTD	8172 JEWISH FEDERATION OF		3982	05/20/2019	20183129	10/11/19	500.00
						2019 CIVIC LEADERS MISSION TO ISRAEL-ZIMMERMAN			
						CHECK	268260	TOTAL:	500.00
268261	10/11/2019	PRTD	483 JOSHEN PAPER & PACKA		14558852	09/30/2019	20192168	10/11/19	74.16
						PAPER PRODUCTS/TRASH CAN LINERS BID 6356			
					14558479	09/29/2019	20183169	10/11/19	209.61
						PAPER PRODUCTS/TRASH CAN LINERS BID 6356			
					14562891	10/09/2019	20191440	10/11/19	32.15
						PAPER PRODUCTS/TRASH CAN LINERS			
						CHECK	268261	TOTAL:	315.92
268262	10/11/2019	PRTD	2168 KIMBALL MIDWEST		7298120	07/29/2019	20190224	10/11/19	326.01
						NUTS AND BOLTS			
					7366152	08/27/2019	20190224	10/11/19	692.50
						NUTS AND BOLTS			
					7413022	09/17/2019	20190224	10/11/19	293.65
						NUTS AND BOLTS			
						CHECK	268262	TOTAL:	1,312.16
268263	10/11/2019	PRTD	499 KKSG & ASSOCIATES IN		25978	10/01/2019	20190152	10/11/19	4,900.00
						WORKERS COMPENSATION SERVICE 10/1/19-12/31/19			
						CHECK	268263	TOTAL:	4,900.00

A/P CASH DISBURSEMENTS

CASH ACCOUNT: 0000000 100000 Cash
 CHECK NO CHK DATE TYPE VENDOR NAME

CHECK NO	CHK DATE	TYPE	VENDOR NAME	VOUCHER	INVOICE	INV DATE	PO	CHECK RUN	NET
INVOICE DTL DESC									
268264	10/11/2019	PRTD	2178 KOALA BROWSE		11892	10/01/2019	20192002	10/11/19	1,852.00
			Invoice: 11892					EUCALYPTUS BROWSE SS#6452	
								CHECK 268264 TOTAL:	1,852.00
268265	10/11/2019	PRTD	504 KURTZ BROS., INC.		C00827526	09/26/2019	20192170	10/11/19	33.00
			Invoice: C00827526					TOPSOIL - BID 6424	
								CHECK 268265 TOTAL:	33.00
268266	10/11/2019	PRTD	510 LAKESIDE SUPPLY COMP		1965133	09/23/2019	20192034	10/11/19	291.78
			Invoice: 1965133					SEWER PIPE AND FITTINGS	
								CHECK 268266 TOTAL:	291.78
268267	10/11/2019	PRTD	2216 LAKEWOOD, CITY OF		20259-19302	10/02/2019	20190056	10/11/19	43.89
			Invoice: 20259-19302					WATER 8/20-9/19/19	
					20261-19304	10/02/2019	20190056	10/11/19	303.06
			Invoice: 20261-19304					WATER 8/20-9/19/19	
					20261-19304	10/02/2019		10/11/19	969.75
			Invoice: 20261-19304					WATER 8/20-9/19/19	
								CHECK 268267 TOTAL:	1,316.70
268268	10/11/2019	PRTD	2351 DEANNA L. RUSSO		1988	09/17/2019	20192055	10/11/19	4,705.00
			Invoice: 1988					BOO AT THE ZOO INFLATABLE GLOBES	
								CHECK 268268 TOTAL:	4,705.00
268269	10/11/2019	PRTD	520 LEBANON FORD		KEF55817	09/24/2019	20191103	10/11/19	46,472.00
			Invoice: KEF55817					F450 DUMP TRUCK-COOP 6422	
					KEF55821	09/24/2019	20191103	10/11/19	46,472.00
			Invoice: KEF55821					F450 DUMP TRUCK-COOP 6422	
					KEF55822	09/25/2019	20191103	10/11/19	46,472.00
			Invoice: KEF55822					F450 DUMP TRUCK-COOP 6422	
								CHECK 268269 TOTAL:	139,416.00
268270	10/11/2019	PRTD	2243 RELX INC		3092226572	09/30/2019	20190032	10/11/19	385.00
			Invoice: 3092226572					SUBSCRIPTION 9/1-9/30/19	

A/P CASH DISBURSEMENTS

CASH ACCOUNT: 0000000 100000 Cash
 CHECK NO CHK DATE TYPE VENDOR NAME

CHECK NO	CHK DATE	TYPE	VENDOR NAME	VOUCHER	INVOICE	INV DATE	PO	CHECK RUN	NET
						INVOICE DTL DESC			
								CHECK 268270 TOTAL:	385.00
268271	10/11/2019	PRTD	2258 CANDACE L LONGNECKER		10/9/19	10/09/2019	20181655	10/11/19	4,250.00
			Invoice: 10/9/19					RAINBOW TROUT FISH STOCKING BID 6318	
								CHECK 268271 TOTAL:	4,250.00
268272	10/11/2019	PRTD	2274 LOWE'S		982711	09/26/2019	20192178	10/11/19	2,143.76
			Invoice: 982711					BLACK COATED FENCING	
								CHECK 268272 TOTAL:	2,143.76
268273	10/11/2019	PRTD	2300 MARSHFIELD LABORATOR		R4528R-083119	08/31/2019	20190225	10/11/19	1,397.00
			Invoice: R4528R-083119					LAB FEES	
								CHECK 268273 TOTAL:	1,397.00
268274	10/11/2019	PRTD	2374 MITCHELL MEDIA LLC		2019-94421	09/21/2019	20190667	10/11/19	400.00
			Invoice: 2019-94421					ADVERTISING SS 6393	
			Invoice: 2019-92734		2019-92734	10/01/2019	20190667	10/11/19	2,200.00
								ADVERTISING SS 6393	
								CHECK 268274 TOTAL:	2,600.00
268275	10/11/2019	PRTD	597 MORGAN LINEN		S1223689	06/28/2019	20190904	10/11/19	30.25
			Invoice: S1223689					TOWELS/LINENS-EBH	
								CHECK 268275 TOTAL:	30.25
268276	10/11/2019	PRTD	605 MULTI FLOW DISPENSER		3530474	09/25/2019	20182580	10/11/19	25.50
			Invoice: 3530474					STA-FULL PROGRAM-MERWINS	
			Invoice: 3530353		3530353	09/03/2019	20182580	10/11/19	31.00
								STA-FULL PROGRAM-EBH	
			Invoice: 3530451		3530451	09/24/2019	20182580	10/11/19	25.50
								STA-FULL PROGRAM-E 55TH	
								CHECK 268276 TOTAL:	82.00
268277	10/11/2019	PRTD	2443 NORTHEAST OHIO REGIO		4117427629	09/25/2019	20190058	10/11/19	6.35
			Invoice: 4117427629					SEWER 8/23-9/23/19	
					6365872495	09/26/2019	20190058	10/11/19	120.41

A/P CASH DISBURSEMENTS

CASH ACCOUNT: 0000000 100000 Cash
 CHECK NO CHK DATE TYPE VENDOR NAME

CHECK NO	CHK DATE	TYPE	VENDOR NAME	VOUCHER	INVOICE	INV DATE	PO	CHECK RUN	NET
						INVOICE DTL DESC			
Invoice: 6365872495						SEWER 8/27-9/25/19			
Invoice: 1073792742					1073792742	09/27/2019	20190058	10/11/19	6.35
Invoice: 8411082489					8411082489	09/27/2019	20190058	10/11/19	167.94
Invoice: 4902280001					4902280001	09/30/2019	20190058	10/11/19	139.42
Invoice: 6906450000					6906450000	09/30/2019	20190058	10/11/19	95.90
Invoice: 6906450000					6906450000	09/30/2019		10/11/19	15.01
							CHECK	268277	TOTAL: 551.38
268278	10/11/2019	PRTD	2460 NORFOLK SOUTHERN RA		91159023	08/30/2019	20160343	10/11/19	15,287.14
Invoice: 91159023						WENDY PARK BIKE BATH			
							CHECK	268278	TOTAL: 15,287.14
268279	10/11/2019	PRTD	6698 NORTHEAST OHIO GHOST		PERFORMER	10/07/2019	20192234	10/11/19	500.00
Invoice: PERFORMER						BOO AT THE ZOO 10/11-13, 10/18-20 & 10/25-27/2019			
							CHECK	268279	TOTAL: 500.00
268280	10/11/2019	PRTD	2479 BRANDT MEAT COMPANY		933343	09/18/2019	20181139	10/11/19	84.76
Invoice: 933343						MERWIN'S WHARF SS#6307			
Invoice: 918111					918111	09/08/2019	20181139	10/11/19	36.60
							CHECK	268280	TOTAL: 121.36
268281	10/11/2019	PRTD	1624 NUTRIEN AG SOLUTIONS		40516647	09/20/2019	20192078	10/11/19	1,409.70
Invoice: 40516647						FUNGICIDE/MISC TURF SUPPLIES BID 6386			
							CHECK	268281	TOTAL: 1,409.70
268282	10/11/2019	PRTD	2499 OCCUPATIONAL HEALTH		903053006	09/18/2019	20182189	10/11/19	36.00
Invoice: 903053006						EMPLOYMENT EXPENSE 9/11/19			
Invoice: 903053094					903053094	09/18/2019	20182189	10/11/19	266.50
							CHECK	268282	TOTAL: 266.50

A/P CASH DISBURSEMENTS

CASH ACCOUNT: 0000000 100000 Cash
 CHECK NO CHK DATE TYPE VENDOR NAME

CHECK NO	CHK DATE	TYPE	VENDOR NAME	VOUCHER	INVOICE	INV DATE	PO	CHECK RUN	NET
						INVOICE DTL DESC			
					903058892	09/25/2019	20182189	10/11/19	453.50
					Invoice: 903058892	EMPLOYMENT EXPENSE 9/18-9/24/19			
					903063750	09/27/2019	20182189	10/11/19	59.00
					Invoice: 903063750	EMPLOYMENT EXPENSE 9/27-9/27/19			
								CHECK 268282 TOTAL:	815.00
268283	10/11/2019	PRTD	2525 OHIO CAT		RR0000017378	09/27/2019	20183401	10/11/19	1,360.10
			Invoice: RR0000017378			MINI EXCAVATOR RENTAL			
								CHECK 268283 TOTAL:	1,360.10
268284	10/11/2019	PRTD	2539 OHIO GEESE CONTROL		19-7368	10/01/2019	20190319	10/11/19	4,453.12
			Invoice: 19-7368			GOOSE CONTROL-OCT			
								CHECK 268284 TOTAL:	4,453.12
268285	10/11/2019	PRTD	669 OHIO PARKS & RECREAT		2517ORG*	09/18/2019	20192202	10/11/19	2,870.00
			Invoice: 2517ORG*			MEMBERSHIP 11/1/19-10/31/20			
								CHECK 268285 TOTAL:	2,870.00
268286	10/11/2019	PRTD	8100 OHM ADVISORS		207565	09/16/2019	20183041	10/11/19	3,550.00
			Invoice: 207565			ASTORHURST DISC GOLF COURSE			
								CHECK 268286 TOTAL:	3,550.00
268287	10/11/2019	PRTD	683 OLIGER SEED CO		43123	10/01/2019	20192158	10/11/19	5,542.70
			Invoice: 43123			GRASS SEED BID 6386			
								CHECK 268287 TOTAL:	5,542.70
268288	10/11/2019	PRTD	4704 OLMSTED ICE		203002762	09/10/2019	20191401	10/11/19	81.60
			Invoice: 203002762			ICE FOR RESALE-E 55TH			
					217001713	09/14/2019	20191401	10/11/19	85.50
			Invoice: 217001713			ICE FOR RESALE-ENM			
					213001251	09/21/2019	20191401	10/11/19	215.98
			Invoice: 213001251			ICE FOE RESALE-E.55TH			
					222000085	06/04/2019	20191401	10/11/19	125.16
			Invoice: 222000085			ICE FOR RESALE-E 55TH			

A/P CASH DISBURSEMENTS

CASH ACCOUNT: 0000000 100000 Cash
 CHECK NO CHK DATE TYPE VENDOR NAME

CHECK NO	CHK DATE	TYPE	VENDOR NAME	VOUCHER	INVOICE	INV DATE	PO	CHECK RUN	NET	
						INVOICE DTL DESC				
						CHECK	268288	TOTAL:	508.24	
268289	10/11/2019	PRTD	2593 ORLANDO BAKING CO		190924212037	09/24/2019	20181131	10/11/19	138.60	
Invoice: 190924212037						CONCESSION SS	6307-MERWINS			
Invoice: 190926212057						190926212057	09/26/2019	20181131	10/11/19	138.60
Invoice: 190919212054						190919212054	09/19/2019	20181131	10/11/19	49.15
Invoice: 190920212046						190920212046	09/20/2019	20181131	10/11/19	176.45
Invoice: 190921131028						190921131028	09/21/2019	20181131	10/11/19	89.54
Invoice: 190906131053						190906131053	09/06/2019	20181131	10/11/19	45.41
Invoice: 190926299027						190926299027	09/26/2019	20181603	10/11/19	47.50
Invoice: 190928212047						190928212047	09/28/2019	20181131	10/11/19	196.60
Invoice: 191003131028						191003131028	10/03/2019	20181131	10/11/19	33.97
Invoice: 191003252036						191003252036	10/03/2019	20181603	10/11/19	68.95
Invoice: 19273299036						19273299036	09/30/2019	20181603	10/11/19	75.27
						CHECK	268289	TOTAL:	1,060.04	
268290	10/11/2019	PRTD	2595 OSBORN ENGINEERING C		35123	09/23/2019	20191160	10/11/19	5,600.00	
Invoice: 35123						LAKEFRONT E 72ND COMFORT STATION				
Invoice: 35125						35125	09/23/2019	20191603	10/11/19	1,500.00
						GARFIELD SHELTER				
						CHECK	268290	TOTAL:	7,100.00	
268291	10/11/2019	PRTD	999999 LISA CHARPENTIER-LOT		REFUND	10/09/2019		10/11/19	15.00	
Invoice: REFUND						HOMESCHOOLERS OUTDOOR ADV:MOUNTAIN BIKING-LOTZ				

A/P CASH DISBURSEMENTS

CASH ACCOUNT: 0000000 100000 Cash
 CHECK NO CHK DATE TYPE VENDOR NAME

CHECK NO	CHK DATE	TYPE	VENDOR NAME	VOUCHER	INVOICE	INV DATE	PO	CHECK RUN	NET
								INVOICE DTL DESC	
								CHECK 268291 TOTAL:	15.00
268292	10/11/2019	PRTD	3436 PERLA PIEROGIES		2728	09/24/2019	20181101	10/11/19	187.50
			Invoice: 2728					CONCESSION SS 6307-MERWINS	
								CHECK 268292 TOTAL:	187.50
268293	10/11/2019	PRTD	749 QUALITY CONTROL INSP		54880	09/29/2019	20190458	10/11/19	4,227.00
			Invoice: 54880					LAKEFRONT BIKEWAY CANAL BASIN	
			Invoice: 54821		54821	08/31/2019	20190458	10/11/19	1,544.54
								LAKEFRONT BIKEWAY CANAL BASIN	
								CHECK 268293 TOTAL:	5,771.54
268294	10/11/2019	PRTD	2773 REPOS INC.		1909-75803	09/30/2019	20190381	10/11/19	4,073.00
			Invoice: 1909-75803					POLE BANNERS	
								CHECK 268294 TOTAL:	4,073.00
268295	10/11/2019	PRTD	2800 ROCK THE HOUSE		141434	10/04/2019	20191894	10/11/19	5,053.50
			Invoice: 141434					ILLUMINATING COMPANY EVENT	
								CHECK 268295 TOTAL:	5,053.50
268296	10/11/2019	PRTD	5452 RUFENER HILLTOP FARM		1012219	10/07/2019	20192144	10/11/19	2,375.00
			Invoice: 1012219					BOO AT THE ZOO DECORATIONS	
								CHECK 268296 TOTAL:	2,375.00
268297	10/11/2019	PRTD	5543 RUST BELT RIDERS		6264	09/30/2019	20190555	10/11/19	500.00
			Invoice: 6264					COMPOSTABLE MATERIALS HAULING	
								CHECK 268297 TOTAL:	500.00
268298	10/11/2019	PRTD	10158 S. A. COMUNALE CO. I		F855300	09/27/2019	20192116	10/11/19	1,920.00
			Invoice: F855300					AIR COMPRESSOR FOR FIRE SUPPRESSION SYSTEM	
								CHECK 268298 TOTAL:	1,920.00
268299	10/11/2019	PRTD	807 SALEM MEDIA OF MASSA		413740-3	09/29/2019	20190735	10/11/19	1,100.00
			Invoice: 413740-3					ADVERTISING SS 6393	

A/P CASH DISBURSEMENTS

CASH ACCOUNT: 0000000 100000 Cash
 CHECK NO CHK DATE TYPE VENDOR NAME

CHECK NO	CHK DATE	TYPE	VENDOR NAME	VOUCHER	INVOICE	INV DATE	PO	CHECK RUN	NET
						INVOICE DTL DESC			
						CHECK	268299	TOTAL:	1,100.00
268300	10/11/2019	PRTD	6311 SANSON COMPANY		229242	09/20/2019	20181160	10/11/19	180.00
			Invoice: 229242			CONCESSION SS	6307-MERWINS		
			Invoice: 229458		229458	09/21/2019	20181160	10/11/19	180.00
			Invoice: 228090		228090	09/19/2019	20181160	10/11/19	598.00
			Invoice: 228777		228777	09/20/2019	20181160	10/11/19	496.00
			Invoice: 226833		226833	09/17/2019	20181160	10/11/19	217.75
			Invoice: 227472		227472	09/18/2019	20181160	10/11/19	443.25
			Invoice: 230483		230483	09/24/2019	20181160	10/11/19	243.75
			Invoice: 231128		231128	09/25/2019	20181160	10/11/19	203.75
			Invoice: 224447		224447	09/12/2019	20181160	10/11/19	433.00
			Invoice: 226169		226169	09/16/2019	20181160	10/11/19	181.00
			Invoice: 228038		228038	09/19/2019	20181160	10/11/19	197.00
			Invoice: 228743		228743	09/20/2019	20181160	10/11/19	209.25
			Invoice: 229840		229840	09/23/2019	20181160	10/11/19	224.25
			Invoice: 232421		232421	09/27/2019	20181160	10/11/19	165.50
			Invoice: 234348		234348	10/01/2019	20181160	10/11/19	51.75
			Invoice: 234906		234906	10/02/2019	20181160	10/11/19	87.75

A/P CASH DISBURSEMENTS

CASH ACCOUNT: 0000000 100000 Cash
 CHECK NO CHK DATE TYPE VENDOR NAME

CHECK NO	CHK DATE	TYPE	VENDOR NAME	VOUCHER	INVOICE	INV DATE	PO	CHECK RUN	NET
						INVOICE DTL DESC			
						CHECK	268300	TOTAL:	4,112.00
268301	10/11/2019	PRTD	9960 SEAN KELLY INC.		10/12/19	10/07/2019	20192093	10/11/19	591.07
			Invoice: 10/12/19			RAISE THE ROOF EVENT PERFORMER EXPENSES			
						CHECK	268301	TOTAL:	591.07
268302	10/11/2019	PRTD	825 SERVICE WET GRINDING		984966	09/27/2019	20190347	10/11/19	22.50
			Invoice: 984966			KNIFE SERVICES-MERWINS			
						CHECK	268302	TOTAL:	22.50
268303	10/11/2019	PRTD	836 SHUTTLE'S		174113	09/26/2019	20190098	10/11/19	286.80
			Invoice: 174113			POLICE UNIFORMS			
			Invoice: 174102		174102	09/26/2019	20190098	10/11/19	68.50
						CHECK	268303	TOTAL:	355.30
268304	10/11/2019	PRTD	9560 SIMPLE TIMES MIXERS		001749	09/17/2019	20191255	10/11/19	285.00
			Invoice: 001749			CONCESSION SS 6307-MERWINS			
			Invoice: 001154		001154	05/30/2019	20191255	10/11/19	1,616.00
						CHECK	268304	TOTAL:	1,901.00
268305	10/11/2019	PRTD	10323 DEREK SNYDER		PERFORMER	10/07/2019	20192238	10/11/19	3,999.60
			Invoice: PERFORMER			BOO AT THE ZOO 10/11-13, 10/18-20 & 10/25-27/19			
						CHECK	268305	TOTAL:	3,999.60
268306	10/11/2019	PRTD	2899 SOUND (A VCA COMPANY		257445	07/01/2019	20192205	10/11/19	222.92
			Invoice: 257445			SERVICE AGREEMENT			
			Invoice: 265096		265096	09/01/2019	20192205	10/11/19	222.92
			Invoice: 261254		261254	08/01/2019	20192205	10/11/19	222.92
						CHECK	268306	TOTAL:	668.76

A/P CASH DISBURSEMENTS

CASH ACCOUNT: 0000000 100000 Cash
 CHECK NO CHK DATE TYPE VENDOR NAME

CHECK NO	CHK DATE	TYPE	VENDOR NAME	VOUCHER	INVOICE	INV DATE	PO	CHECK RUN	NET
INVOICE DTL DESC									
268307	10/11/2019	PRTD	2900 SOUND COM		0138032-IN	09/24/2019	20191487	10/11/19	2,925.00
			Invoice: 0138032-IN					PA SYSTEM UPGRADE-SLEEPY	
								CHECK 268307 TOTAL:	2,925.00
268308	10/11/2019	PRTD	868 SOUTHWEST SWEEPING		7480	09/30/2019	20160185	10/11/19	2,785.00
			Invoice: 7480					SWEEPING SERVICES	
								CHECK 268308 TOTAL:	2,785.00
268309	10/11/2019	PRTD	2917 SPECTACULAR PARTY EN		PERFORMER	10/07/2019	20192229	10/11/19	324.00
			Invoice: PERFORMER					BOO AT THE ZOO PERFORMER 10/8/19	
								CHECK 268309 TOTAL:	324.00
268310	10/11/2019	PRTD	2917 SPECTACULAR PARTY EN		PERFORMER	10/09/2019	20192246	10/11/19	21,870.00
			Invoice: PERFORMER					BOO AT THE ZOO 10/11-13, 10/18-20 & 10/25-27/2019	
								CHECK 268310 TOTAL:	21,870.00
268311	10/11/2019	PRTD	2920 SPIRIT OF LEADERSHIP		SEPTEMBER 2019	09/25/2019	20192111	10/11/19	250.00
			Invoice: SEPTEMBER 2019					FIELD EXPERIENCE FOR AIP GRADUATE COURSE	
								CHECK 268311 TOTAL:	250.00
268312	10/11/2019	PRTD	884 ALLIED CORPORATION		518311	10/02/2019	20191743	10/11/19	242.67
			Invoice: 518311					ASPHALT BID 6383	
			Invoice: 514168		514168	09/04/2019	20191756	10/11/19	1,204.00
								ASPHALT HAULING BID 6383	
								CHECK 268312 TOTAL:	1,446.67
268313	10/11/2019	PRTD	3002 SYSCO FOOD SERVICES		215792792	10/01/2019	20182194	10/11/19	258.31
			Invoice: 215792792					NON FOOD ITEMS SS 6307-CHALET	
			Invoice: 215792792*		215792792*	10/01/2019	20191653	10/11/19	300.07
								CONCESSION BID 6429-CHALET	
								CHECK 268313 TOTAL:	558.38
268314	10/11/2019	PRTD	934 THOMPSON HINE LLP		2893315	09/27/2019	20190265	10/11/19	1,593.00
			Invoice: 2893315					LEGAL FEES-GENERAL	

A/P CASH DISBURSEMENTS

CASH ACCOUNT: 0000000 100000 Cash
 CHECK NO CHK DATE TYPE VENDOR NAME

CHECK NO	CHK DATE	TYPE	VENDOR NAME	VOUCHER	INVOICE	INV DATE	PO	CHECK RUN	NET
						INVOICE DTL DESC			
						CHECK	268329	TOTAL:	2,000.00
268330	10/11/2019	PRTD	3177 VERIZON WIRELESS	386113048-00038	09/23/2019		10/11/19		8.47
			Invoice: 386113048-00038		IPAD SERVICE	8/24-9/23/19			
						CHECK	268330	TOTAL:	8.47
268331	10/11/2019	PRTD	3177 VERIZON WIRELESS	242043724-00001	09/23/2019	20191404	10/11/19		237.54
			Invoice: 242043724-00001		IPAD SERVICE	8/24-9/23/19			
						CHECK	268331	TOTAL:	237.54
268332	10/11/2019	PRTD	3177 VERIZON WIRELESS	386113048-00038	09/23/2019	20191404	10/11/19		333.09
			Invoice: 386113048-00038		IPAD SERVICE	8/24-9/23/19			
						CHECK	268332	TOTAL:	333.09
268333	10/11/2019	PRTD	3264 WINDSTREAM	330-278-2160	10/01/2019	20190077	10/11/19		246.35
			Invoice: 330-278-2160		TELEPHONE	9/28-10/27/19			
						CHECK	268333	TOTAL:	246.35
268334	10/11/2019	PRTD	3270 WJW	818166-7	09/29/2019	20190668	10/11/19		1,468.00
			Invoice: 818166-7		ADVERTISING SS	6393			
			Invoice: 839407-5	839407-5	09/29/2019	20190668	10/11/19		11,340.00
						ADVERTISING SS	6393		
						CHECK	268334	TOTAL:	12,808.00
268335	10/11/2019	PRTD	1033 WKYC	1758651-5	09/29/2019	20190727	10/11/19		7,267.50
			Invoice: 1758651-5		ADVERTISING SS	6393			
			Invoice: 1779840-5	1779840-5	09/29/2019	20190727	10/11/19		699.99
						ADVERTISING SS	6393		
						CHECK	268335	TOTAL:	7,967.49
268336	10/11/2019	PRTD	3278 WOIO.COM	1103910-5	09/30/2019	20190722	10/11/19		2,278.00
			Invoice: 1103910-5		ADVERTISING SS	6393			
			Invoice: CLE2175406-1	CLE2175406-1	09/30/2019	20190722	10/11/19		413.10
						ADVERTISING SS	6393		

A/P CASH DISBURSEMENTS

CASH ACCOUNT: 0000000 100000 Cash
 CHECK NO CHK DATE TYPE VENDOR NAME

CHECK NO	CHK DATE	TYPE	VENDOR NAME	VOUCHER	INVOICE	INV DATE	PO	CHECK RUN	NET
						INVOICE DTL DESC			
								CHECK 268336 TOTAL:	2,691.10
268337	10/11/2019	PRTD	1038 WOODY WAREHOUSE NURS		190890	09/12/2019	20182051	10/11/19	5,867.50
			Invoice: 190890					PLANT MATERIAL SS 6308	
			Invoice: 190921		190921	09/12/2019	20182051	10/11/19	656.50
								NATIVE PLANT MATERIAL SS 6308	
								CHECK 268337 TOTAL:	6,524.00
268338	10/11/2019	PRTD	3513 YOUR TEEN INC.		2652	09/30/2019	20190260	10/11/19	825.00
			Invoice: 2652					ADVERTISING SS 6393	
								CHECK 268338 TOTAL:	825.00
						NUMBER OF CHECKS	163	*** CASH ACCOUNT TOTAL ***	524,876.06
						TOTAL PRINTED CHECKS	COUNT	AMOUNT	
							163	524,876.06	
						*** GRAND TOTAL ***			524,876.06

A/P CASH DISBURSEMENTS

CASH ACCOUNT: 0000000 100000 Cash			VOUCHER	INVOICE	INV DATE	PO	CHECK RUN	NET
CHECK NO	CHK DATE	TYPE VENDOR NAME						
							INVOICE DTL DESC	
268339	10/17/2019	PRTD 870 SPECIAL PURCHASE ACC		10/11/19	10/11/2019		10/17/19	21,449.36
		Invoice: 10/11/19			SPECIAL PURCHASES			
							CHECK 268339 TOTAL:	21,449.36
NUMBER OF CHECKS					1	*** CASH ACCOUNT TOTAL ***		21,449.36
						COUNT	AMOUNT	
TOTAL PRINTED CHECKS						1	21,449.36	
							*** GRAND TOTAL ***	21,449.36

A/P CASH DISBURSEMENTS

CHECK NO	CHK DATE	TYPE	VENDOR NAME	VOUCHER	INVOICE	INV DATE	PO	CHECK RUN	NET
CASH ACCOUNT: 0000000 100000 Cash									
INVOICE DTL DESC									
268347	10/18/2019	PRTD	1199 ARAMARK UNIFORM SERV		996130433	10/02/2019	20191838	10/18/19	46.55
			Invoice: 996130433						
			Invoice: 996130920		996130920	10/03/2019	20191955	10/18/19	22.45
			Invoice: 996132786		996132786	10/09/2019	20191949	10/18/19	9.27
			Invoice: 996132816		996132816	10/09/2019	20191971	10/18/19	9.70
			Invoice: 996133766		996133766	10/11/2019	20191950	10/18/19	13.29
			Invoice: 996133850		996133850	10/11/2019	20191972	10/18/19	46.65
								CHECK 268347 TOTAL:	147.91
268348	10/18/2019	PRTD	79 ARMS TRUCKING COMPAN		PSINV246905	09/21/2019	20183785	10/18/19	2,112.85
			Invoice: PSINV246905						
			Invoice: PSINV247298		PSINV247298	09/28/2019	20183785	10/18/19	477.50
			Invoice: PSINV247343		PSINV247343	09/28/2019	20191533	10/18/19	766.48
			Invoice: PSINV247547		PSINV247547	09/27/2019	20191705	10/18/19	2,301.25
			Invoice: PSINV247411		PSINV247411	09/28/2019	20191778	10/18/19	1,306.62
			Invoice: PSINV247412		PSINV247412	09/28/2019	20191778	10/18/19	112.50
								CHECK 268348 TOTAL:	7,077.20
268349	10/18/2019	PRTD	1225 AT & T		440 232-7184 184 2	10/04/2019	20172366	10/18/19	598.07
			Invoice: 440 232-7184 184 2						
			Invoice: 440 473-3371 385 7		440 473-3371 385 7	10/04/2019	20172366	10/18/19	100.19
			Invoice: 440 526-0043 421 9		440 526-0043 421 9	10/04/2019	20172366	10/18/19	438.47

A/P CASH DISBURSEMENTS

CASH ACCOUNT: 0000000 100000		Cash								
CHECK NO	CHK DATE	TYPE	VENDOR NAME	VOUCHER	INVOICE	INV DATE	PO	CHECK RUN	NET	
				INVOICE DTL DESC						
Invoice: 440	526-8300	100	0	440	526-8300	10/04/2019	20172366	10/18/19	777.82	
				TELEPHONE 9/5-10/4/19						
Invoice: 440	684-0079	360	3	440	684-0079	10/04/2019	20172366	10/18/19	178.97	
				TELEPHONE 9/5-10/4/19						
Invoice: 440	684-9275	062	8	440	684-9275	10/04/2019	20172366	10/18/19	40.72	
				TELEPHONE 9/5-10/4/19						
Invoice: 216	651-5591	395	0	216	651-5591	10/07/2019	20172366	10/18/19	40.73	
				TELEPHONE 9/8-10/7/19						
Invoice: 216	741-9578	578	9	216	741-9578	10/07/2019	20172366	10/18/19	89.23	
				TELEPHONE 9/8-10/7/19						
Invoice: 440	239-1875	041	6	440	239-1875	10/07/2019	20172366	10/18/19	40.85	
				TELEPHONE 9/8-10/7/19						
Invoice: 440	247-7075	175	0	440	247-7075	10/07/2019	20172366	10/18/19	356.96	
				TELEPHONE 9/8-10/7/19						
Invoice: 440	808-5855	251	8	440	808-5855	10/07/2019	20172366	10/18/19	140.81	
				TELEPHONE 9/8-10/7/19						
Invoice: 440	871-5353	449	3	440	871-5353	10/07/2019	20172366	10/18/19	93.32	
				TELEPHONE 9/8-10/7/19						
Invoice: 440	942-2500	408	7	440	942-2500	10/07/2019	20172366	10/18/19	283.44	
				TELEPHONE 9/8-10/7/19						
								CHECK 268349 TOTAL:	3,179.58	
268350	10/18/2019	PRTD	1228 AT&T	SB147437		10/08/2019	20190221	10/18/19	41.57	
Invoice: SB147437				BIG MET TELE.SYS.MTCE.SERVICE 9/16-10/15/19						
Invoice: SB147440				SB147440		10/08/2019	20190221	10/18/19	111.33	
				VISCOM TELE.SYS.MTCE.SERVICE 9/17-10/16/19						
								CHECK 268350 TOTAL:	152.90	
268351	10/18/2019	PRTD	89 ATLANTIC/PACIFIC	13148		09/04/2019	20191984	10/18/19	9,452.25	
Invoice: 13148				ZOO ANIMAL FISH FOOD						
								CHECK 268351 TOTAL:	9,452.25	
268352	10/18/2019	PRTD	91 AUDIO VISUAL INNOVAT	1361204		09/30/2019	20192185	10/18/19	7,900.00	
Invoice: 1361204				ZOO WIDE NETWORK AUDIO SYSTEM SOFTWARE LICENSE						

A/P CASH DISBURSEMENTS

CASH ACCOUNT: 0000000 100000 Cash
 CHECK NO CHK DATE TYPE VENDOR NAME

CHECK NO	CHK DATE	TYPE	VENDOR NAME	VOUCHER	INVOICE	INV DATE	PO	CHECK RUN	NET
						INVOICE DTL DESC			
						CHECK	268352	TOTAL:	7,900.00
268353	10/18/2019	PRTD	1240 AUSTRALIAN OUTBACK P	6843		09/30/2019	20191998	10/18/19	425.00
			Invoice: 6843			EUCALYPTUS BROWSE	SS#6452		
			Invoice: 6847	6847		10/07/2019	20191998	10/18/19	430.00
						EUCALYPTUS BROWSE	SS#6452		
						CHECK	268353	TOTAL:	855.00
268354	10/18/2019	PRTD	7364 BACKGROUND INVESTIGA	CLE005100119-1		10/01/2019	20182053	10/18/19	745.50
			Invoice: CLE005100119-1			EMPLOYEE/BACKGROUND CHECKS-SEPTEMBER	2019		
						CHECK	268354	TOTAL:	745.50
268355	10/18/2019	PRTD	103 BAYCRAFTERS	PAYROLL	10/12/19	10/12/2019		10/18/19	5.00
			Invoice: PAYROLL 10/12/19			EMPLOYEE DEDUCTIONS			
						CHECK	268355	TOTAL:	5.00
268356	10/18/2019	PRTD	121 BILL MAXWELL HAY & S	296864		09/28/2019	20191476	10/18/19	5,210.00
			Invoice: 296864			HAY BID 6417-POLICE			
						CHECK	268356	TOTAL:	5,210.00
268357	10/18/2019	PRTD	3582 RADIO ONE, INC	528653B-6		09/29/2019	20190752	10/18/19	505.00
			Invoice: 528653B-6			ADVERTISING SS 6393			
						CHECK	268357	TOTAL:	505.00
268358	10/18/2019	PRTD	3582 WZAK-FM	528661A-6		09/29/2019	20190752	10/18/19	1,250.00
			Invoice: 528661A-6			ADVERTISING SS 6393			
						CHECK	268358	TOTAL:	1,250.00
268359	10/18/2019	PRTD	3582 WENZ-FM	528653A-4		09/29/2019	20190752	10/18/19	970.00
			Invoice: 528653A-4			ADVERTISING SS 6393			
						CHECK	268359	TOTAL:	970.00
268360	10/18/2019	PRTD	4777 BLUEMODUS, INC.	20312		08/31/2019	20191926	10/18/19	123.75
			Invoice: 20312			GOOGLE ANALYTICS TRAINING			

A/P CASH DISBURSEMENTS

CASH ACCOUNT: 0000000 100000 Cash
 CHECK NO CHK DATE TYPE VENDOR NAME

CHECK NO	CHK DATE	TYPE	VENDOR NAME	VOUCHER	INVOICE	INV DATE	PO	CHECK RUN	NET
						INVOICE DTL DESC			
						CHECK	268360	TOTAL:	123.75
268361	10/18/2019	PRTD	9323 PEPSI-COLA		43434202	10/03/2019	20190877	10/18/19	613.68
			Invoice: 43434202						
			Invoice: 52066303		52066303	10/01/2019	20190877	10/18/19	265.20
			Invoice: 49760519		49760519	10/10/2019	20191025	10/18/19	262.16
			Invoice: 55630802		55630802	10/07/2019	20190877	10/18/19	319.50
						CHECK	268361	TOTAL:	1,460.54
268362	10/18/2019	PRTD	1356 CHRISTOPHER'S CLOTHI		BGCRK927	09/27/2019	20190659	10/18/19	888.80
			Invoice: BGCRK927						
			Invoice: NCHGRN1009		NCHGRN1009	10/09/2019	20191098	10/18/19	52.00
			Invoice: PARKOPS		PARKOPS	10/09/2019	20190507	10/18/19	161.90
			Invoice: RRIVER1009		RRIVER1009	10/09/2019	20190854	10/18/19	29.60
			Invoice: BLDG927		BLDG927	09/27/2019	20190803	10/18/19	1,635.65
			Invoice: BRKS1009		BRKS1009	10/09/2019	20190846	10/18/19	606.80
			Invoice: FLEET1011		FLEET1011	10/11/2019	20190774	10/18/19	182.00
			Invoice: ANIMAL1011		ANIMAL1011	10/11/2019	20191165	10/18/19	209.00
			Invoice: BGCRK1011		BGCRK1011	10/11/2019	20190659	10/18/19	105.00
			Invoice: PARKOPS930		PARKOPS930	09/30/2019	20190620	10/18/19	40.00
						CHECK	268362	TOTAL:	3,910.75

A/P CASH DISBURSEMENTS

CASH ACCOUNT: 0000000 100000			Cash						
CHECK NO	CHK DATE	TYPE	VENDOR NAME	VOUCHER	INVOICE	INV DATE	PO	CHECK RUN	NET
INVOICE DTL DESC									
268363	10/18/2019	PRTD	145 BUCKEYE DRAFT BEER S		2508016	09/25/2019	20181490	10/18/19	40.00
			Invoice: 2508016						
			Invoice: 2508076		2508076	10/08/2019	20181490	10/18/19	27.00
								CHECK 268363 TOTAL:	67.00
268364	10/18/2019	PRTD	1417 CAMP CHEERFUL		PAYROLL 10/12/19	10/12/2019		10/18/19	216.70
			Invoice: PAYROLL 10/12/19						
								CHECK 268364 TOTAL:	216.70
268365	10/18/2019	PRTD	1418 CANINE COMPANIONS FO		PAYROLL 10/12/19	10/12/2019		10/18/19	179.00
			Invoice: PAYROLL 10/12/19						
								CHECK 268365 TOTAL:	179.00
268366	10/18/2019	PRTD	7003 CARDINAL HEALTH 110,		5529638	10/02/2019	20192235	10/18/19	15.21
			Invoice: 5529638						
			Invoice: 5542923		5542923	10/08/2019	20192235	10/18/19	15.21
								CHECK 268366 TOTAL:	30.42
268367	10/18/2019	PRTD	4428 CENTERRA CO-OP		00326142	09/05/2019	20191496	10/18/19	6,749.00
			Invoice: 00326142						
			Invoice: 00327778		00327778	09/05/2019	20191422	10/18/19	1,954.15
			Invoice: 00328325		00328325	10/02/2019	20191422	10/18/19	1,565.15
			Invoice: 00328325*		00328325*	10/02/2019	20190060	10/18/19	10.99
			Invoice: 00328931		00328931	10/09/2019	20191422	10/18/19	139.44
								CHECK 268367 TOTAL:	10,418.73
268368	10/18/2019	PRTD	1453 CENTRAL EXTERMINATIN		741660	10/04/2019	20181352	10/18/19	44.00
			Invoice: 741660						

A/P CASH DISBURSEMENTS

CASH ACCOUNT: 0000000 100000		Cash							
CHECK NO	CHK DATE	TYPE	VENDOR NAME	VOUCHER	INVOICE	INV DATE	PO	CHECK RUN	NET
						INVOICE DTL DESC			
Invoice: 743033					743033	10/04/2019	20181352	10/18/19	39.00
						PEST CONTROL SERVICE-MASTICK			
Invoice: 741659					741659	10/14/2019	20181352	10/18/19	50.00
						PEST CONTROL SERVICE-SHAWNEE			
Invoice: 741765					741765	10/14/2019	20181352	10/18/19	53.00
						PEST CONTROL SERVICE-SENECA			
Invoice: 741776					741776	10/14/2019	20181352	10/18/19	53.00
						PEST CONTROL SERVICE-SLEEPY			
Invoice: 742393					742393	10/14/2019	20181352	10/18/19	37.00
						PEST CONTROL SERVICE-CHALET			
						CHECK	268368	TOTAL:	276.00
268369	10/18/2019	PRTD	177 CHAGRIN RIVER WATERS		1704	09/30/2019	20191353	10/18/19	140.72
			Invoice: 1704			BEECHER'S BROOK RESTORATION PROJECT 4/1-9/30/19			
Invoice: 1706					1706	09/30/2019	20191353	10/18/19	123.61
						CHAGRIN RIVER RESTORE/JACKSON FIELD 4/1-9/30/19			
						CHECK	268369	TOTAL:	264.33
268370	10/18/2019	PRTD	3831 SPECTRUM REACH		INV-50474352	09/29/2019	20190723	10/18/19	217.39
			Invoice: INV-50474352			ADVERTISING SS 6393			
Invoice: INV-50474353					INV-50474353	09/29/2019	20190723	10/18/19	1,997.50
						ADVERTISING SS 6393			
						CHECK	268370	TOTAL:	2,214.89
268371	10/18/2019	PRTD	1521 CLEVELAND FOUNDATION		PAYROLL 10/12/19	10/12/2019		10/18/19	156.23
			Invoice: PAYROLL 10/12/19			EMPLOYEE DEDUCTIONS			
						CHECK	268371	TOTAL:	156.23
268372	10/18/2019	PRTD	1529 CLEVELAND LUMBER CO		1910-073249	10/01/2019	20192204	10/18/19	1,170.88
			Invoice: 1910-073249			EMU SHELTER MATERIAL			
						CHECK	268372	TOTAL:	1,170.88
268373	10/18/2019	PRTD	1530 CLEVELAND METROPARKS		PAYROLL 10/12/19	10/12/2019		10/18/19	15,661.71
			Invoice: PAYROLL 10/12/19			EMPLOYEE DEDUCTIONS			

A/P CASH DISBURSEMENTS

CASH ACCOUNT: 0000000 100000 Cash
 CHECK NO CHK DATE TYPE VENDOR NAME

CHECK NO	CHK DATE	TYPE	VENDOR NAME	VOUCHER	INVOICE	INV DATE	PO	CHECK RUN	NET
						INVOICE DTL DESC			
						CHECK	268373	TOTAL:	15,661.71
268374	10/18/2019	PRTD	1540 CLEVELAND PUBLIC POW		1432020927824	10/10/2019	20190048	10/18/19	105,452.74
Invoice: 1432020927824						ELECTRICITY 9/1-10/7/19			
Invoice: 1431170931751						10/11/2019 20190048		10/18/19 311.60	
						ELECTRICITY 9/10-10/8/19			
Invoice: 1431170942930						10/11/2019 20190048		10/18/19 202.10	
						ELECTRICITY 9/3-10/1/19			
Invoice: 1431170956634						10/11/2019 20190048		10/18/19 35.89	
						ELECTRICITY 9/3-10/1/19			
Invoice: 1431170962342						10/11/2019 20190048		10/18/19 121.37	
						ELECTRICITY 9/5-10/3/19			
Invoice: 1431170962350						10/11/2019 20190048		10/18/19 211.07	
						ELECTRICITY 9/5-10/3/19			
Invoice: 1431170962376						10/11/2019 20190048		10/18/19 320.60	
						ELECTRICITY 9/5-10/3/19			
Invoice: 1431170966740						10/11/2019 20190048		10/18/19 651.11	
						ELECTRICITY 9/5-10/3/19			
Invoice: 1431171267337						10/11/2019 20190048		10/18/19 3,315.41	
						ELECTRICITY 9/5-10/3/19			
Invoice: 1431171269151						10/11/2019 20190048		10/18/19 11,183.34	
						ELECTRICITY 9/3-10/8/19			
Invoice: 1431171321935						10/11/2019 20190048		10/18/19 86.57	
						ELECTRICITY 9/5-10/3/19			
Invoice: 1431171326729						10/11/2019 20190048		10/18/19 128.48	
						ELECTRICITY 9/5-10/3/19			
Invoice: 1431171330788						10/11/2019 20190048		10/18/19 40.64	
						ELECTRICITY 9/5-10/3/19			
Invoice: 1431171350075						10/11/2019 20190048		10/18/19 20.39	
						ELECTRICITY 9/10-10/8/19			
Invoice: 1431171370669						10/11/2019 20190048		10/18/19 2,033.23	
						ELECTRICITY 9/10-10/8/19			
Invoice: 1431171374900						10/11/2019 20190048		10/18/19 57.62	
						ELECTRICITY 9/5-10/3/19			
Invoice: 1431171374900						10/11/2019 20190048		10/18/19 27.86	
						ELECTRICITY 9/5-10/3/19			
Invoice: 1432021417006						10/11/2019 20190048		10/18/19 27.86	
						ELECTRICITY 9/5-10/3/19			

A/P CASH DISBURSEMENTS

CASH ACCOUNT: 0000000 100000 Cash
 CHECK NO CHK DATE TYPE VENDOR NAME

CHECK NO	CHK DATE	TYPE	VENDOR NAME	VOUCHER	INVOICE	INV DATE	PO	CHECK RUN	NET
Invoice: 1432021417006						INVOICE DTL DESC			
						ELECTRICITY 9/19-10/7/19			
						CHECK	268374	TOTAL:	124,200.02
268375	10/18/2019	PRTD	212 CLEVELAND ZOOLOGICAL		PAYROLL 10/12/19	10/12/2019		10/18/19	212.50
Invoice: PAYROLL 10/12/19						EMPLOYEE DEDUCTIONS			
						CHECK	268375	TOTAL:	212.50
268376	10/18/2019	PRTD	193 NORTHEAST OHIO REGIO		43426	10/10/2019	20190030	10/18/19	70,833.23
Invoice: 43426						SEWER 3RD QUARTER-ZOO			
						CHECK	268376	TOTAL:	70,833.23
268377	10/18/2019	PRTD	1557 CITY OF CLEVELAND		3547610000	10/07/2019	20190031	10/18/19	3,713.57
Invoice: 3547610000						WATER 9/5-10/4/19			
Invoice: 4762535021						4762535021 WATER 10/07/2019 20190031 10/18/19 66.35			
Invoice: 5557510000						5557510000 WATER 10/07/2019 20190031 10/18/19 1,301.93			
Invoice: 9367510000						9367510000 WATER 10/07/2019 20190031 10/18/19 11.27			
Invoice: 9367510000						9367510000 WATER 10/07/2019 10/18/19 7.90			
Invoice: 2286622408						2286622408 WATER 10/08/2019 20190031 10/18/19 63.29			
Invoice: 2461239331						2461239331 WATER 10/08/2019 20190031 10/18/19 271.19			
Invoice: 3557510000						3557510000 WATER 10/08/2019 20190031 10/18/19 936.19			
Invoice: 4236610000						4236610000 WATER 10/09/2019 20190031 10/18/19 23.44			
Invoice: 4457510000						4457510000 WATER 10/08/2019 20190031 10/18/19 9,094.55			
Invoice: 4557510000						4557510000 WATER 10/08/2019 20190031 10/18/19 13,171.24			
Invoice: 4641740000						4641740000 WATER 10/08/2019 20190031 10/18/19 69.90			

A/P CASH DISBURSEMENTS

CASH ACCOUNT: 0000000 100000		Cash		VOUCHER	INVOICE	INV DATE	PO	CHECK RUN	NET
CHECK NO	CHK DATE	TYPE	VENDOR NAME						
INVOICE DTL DESC									
268380	10/18/2019	PRTD	1577 COMMITTEE FOR OUR CL		PAYROLL 10/12/19	10/12/2019		10/18/19	227.94
			Invoice: PAYROLL 10/12/19			EMPLOYEE DEDUCTIONS			
							CHECK	268380 TOTAL:	227.94
268381	10/18/2019	PRTD	6887 COMMUNITY WEST FOUND		PAYROLL 10/12/19	10/12/2019		10/18/19	19.00
			Invoice: PAYROLL 10/12/19			EMPLOYEE DEDUCTIONS			
							CHECK	268381 TOTAL:	19.00
268382	10/18/2019	PRTD	1613 COX BUSINESS		001 6011 024455101	10/01/2019	20190255	10/18/19	43.92
			Invoice: 001 6011 024455101			POLICE HDQTRS.CABLE SERVICE		10/1-10/31/19	
							CHECK	268382 TOTAL:	43.92
268383	10/18/2019	PRTD	1613 COX BUSINESS		001 6011 025262801	10/09/2019	20190255	10/18/19	340.97
			Invoice: 001 6011 025262801			SENECA CABLE/INTERNET SERVICE		10/8-11/7/19	
							CHECK	268383 TOTAL:	340.97
268384	10/18/2019	PRTD	1675 DELL MARKETING L.P.		10344490199	10/02/2019	20192147	10/18/19	1,122.85
			Invoice: 10344490199			LATITUDE 5500 XCTO BASE LAPTOP			
							CHECK	268384 TOTAL:	1,122.85
268385	10/18/2019	PRTD	1703 DIRECTV		002894260	09/30/2019	20190223	10/18/19	145.63
			Invoice: 002894260			ADMIN OFFICES SERVICE		9/29-10/28/19	
							CHECK	268385 TOTAL:	145.63
268386	10/18/2019	PRTD	1703 DIRECTV		058990948	09/23/2019	20190223	10/18/19	177.33
			Invoice: 058990948			E.55TH MARINA SERVICE		9/22-10/21/19	
							CHECK	268386 TOTAL:	177.33
268387	10/18/2019	PRTD	1707 DISTILLATA COMPANY		387920/019297	09/13/2019	20190407	10/18/19	57.15
			Invoice: 387920/019297			TIMBERLANE STABLE WATER			
					410013/019297	09/30/2019	20190407	10/18/19	9.00
			Invoice: 410013/019297			TIMBERLANE COOLER RENTAL-OCT 2019			
							CHECK	268387 TOTAL:	66.15

A/P CASH DISBURSEMENTS

CASH ACCOUNT: 0000000 100000 Cash
 CHECK NO CHK DATE TYPE VENDOR NAME

CHECK NO	CHK DATE	TYPE	VENDOR NAME	VOUCHER	INVOICE	INV DATE	PO	CHECK RUN	NET
INVOICE DTL DESC									
268388	10/18/2019	PRTD	1739 DOMINION ENERGY	1	5000 6699 5979	10/07/2019	20190051	10/18/19	33.46
			Invoice: 1	5000 6699 5979		GAS 9/6-10/7/19			
			Invoice: 3	1800 0942 2957		GAS 9/6-10/7/19			47.11
			Invoice: 3	5000 5460 4276		GAS 9/6-10/7/19			44.96
			Invoice: 1	4403 0013 3802		GAS 9/9-10/8/19			78.10
			Invoice: 1	4403 0013 3817		GAS 9/9-10/8/19			34.16
			Invoice: 3	4401 0013 3895		GAS 9/9-10/8/19			157.24
			Invoice: 3	4401 0013 3908		GAS 9/9-10/8/19			67.28
			Invoice: 3	4420 0013 3934		GAS 9/10-10/9/19			106.66
			Invoice: 3	4420 0013 3948		GAS 9/10-10/9/19			73.90
			Invoice: 3	4420 0013 3953		GAS 9/10-10/9/19			38.69
			Invoice: 8	4400 0013 3785		GAS 9/9-10/8/19			36.60
			Invoice: 9	4401 0013 3850		GAS 9/9-10/8/19			33.46
			Invoice: 9	4401 0013 3864		GAS 9/9-10/8/19			33.46
			Invoice: 9	4401 0013 3879		GAS 9/9-10/8/19			33.46
			Invoice: 9	4401 0013 3883		GAS 9/9-10/8/19			128.99
							CHECK	268388 TOTAL:	947.53
268389	10/18/2019	PRTD	3530 ECONOMY PRODUCE & VE		2515272	09/28/2019	20190171	10/18/19	815.50
			Invoice: 2515272			ZOO ANIMAL PRODUCE			

A/P CASH DISBURSEMENTS

CASH ACCOUNT: 0000000 100000		Cash									
CHECK NO	CHK DATE	TYPE	VENDOR NAME	VOUCHER	INVOICE	INV DATE	PO	CHECK RUN	NET		
INVOICE DTL DESC											
268397	10/18/2019	PRTD	1864 FRESH FORK MARKET		2105	09/27/2019	20190168	10/18/19	182.00		
			Invoice: 2105			ZOO ANIMAL PRODUCE					
			Invoice: 2108		2108	10/04/2019	20190168	10/18/19	156.00		
						ZOO ANIMAL PRODUCE					
								CHECK	268397 TOTAL:	338.00	
268398	10/18/2019	PRTD	10061 GARFIELD HEIGHTS MUN		PAYROLL 10/12/19	10/12/2019		10/18/19	61.92		
			Invoice: PAYROLL 10/12/19			EMPLOYEE DEDUCTIONS					
								CHECK	268398 TOTAL:	61.92	
268399	10/18/2019	PRTD	3614 GORDON FOOD SERVICE,		13397842	10/07/2019	20191711	10/18/19	-16.95		
			Invoice: 13397842			CONCESSION RETURN COOP#6429-SLEEPY					
			Invoice: 197596660		197596660	10/08/2019	20191711	10/18/19	406.95		
			Invoice: 910139414		910139414	10/11/2019	20191712	10/18/19	68.45		
			Invoice: 965032081		965032081	10/08/2019	20191711	10/18/19	73.07		
			Invoice: 965032102		965032102	10/09/2019	20191711	10/18/19	50.76		
								CHECK	268399 TOTAL:	582.28	
268400	10/18/2019	PRTD	7261 GILL FARMS LLC		1801172	09/17/2019	20191423	10/18/19	6,744.40		
			Invoice: 1801172			ALFALFA/TIMOTHY HAY MIX BID 6417-ZOO					
								CHECK	268400 TOTAL:	6,744.40	
268401	10/18/2019	PRTD	1907 GILLESPIE BACKFLOW,		26999	09/04/2019	20191406	10/18/19	848.25		
			Invoice: 26999			BACKFLOW REPAIR BID 6381-MSR					
								CHECK	268401 TOTAL:	848.25	
268402	10/18/2019	PRTD	1910 GIRL SCOUTS OF NORTH		PAYROLL 10/12/19	10/12/2019		10/18/19	31.00		
			Invoice: PAYROLL 10/12/19			EMPLOYEE DEDUCTIONS					
								CHECK	268402 TOTAL:	31.00	

A/P CASH DISBURSEMENTS

CASH ACCOUNT: 0000000 100000 Cash
 CHECK NO CHK DATE TYPE VENDOR NAME

CHECK NO	CHK DATE	TYPE	VENDOR NAME	VOUCHER	INVOICE	INV DATE	PO	CHECK RUN	NET
INVOICE DTL DESC									
268403	10/18/2019	PRTD	1942 GREAT LAKES HIGHER E		PAYROLL 10/12/19	10/12/2019		10/18/19	98.18
			Invoice: PAYROLL 10/12/19			EMPLOYEE DEDUCTIONS			
						CHECK	268403	TOTAL:	98.18
268404	10/18/2019	PRTD	1944 GREAT LAKES PETROLEU		1468671-IN	10/04/2019	20191640	10/18/19	1,649.96
			Invoice: 1468671-IN			GASOLINE/DIESEL COOP#6427			
			Invoice: 1466573-IN		1466573-IN	10/01/2019	20191621	10/18/19	1,766.26
			Invoice: 1469276-IN		1469276-IN	10/07/2019	20191792	10/18/19	4,160.11
			Invoice: 1470218-IN		1470218-IN	10/09/2019	20190775	10/18/19	12,387.29
			Invoice: 1471320-IN		1471320-IN	10/10/2019	20191651	10/18/19	2,142.39
			Invoice: 1473198-IN		1473198-IN	10/15/2019	20191875	10/18/19	2,412.09
						CHECK	268404	TOTAL:	24,518.10
268405	10/18/2019	PRTD	385 GREATER CLEVELAND CO		PAYROLL 10/12/19	10/12/2019		10/18/19	186.00
			Invoice: PAYROLL 10/12/19			EMPLOYEE DEDUCTIONS			
						CHECK	268405	TOTAL:	186.00
268406	10/18/2019	PRTD	5303 GREATER CLEVELAND RE		1495922	10/08/2019	20191018	10/18/19	190.00
			Invoice: 1495922			RTA BUS/RAPID PASS #1370736-#1370737 (NOV 2019)			
						CHECK	268406	TOTAL:	190.00
268407	10/18/2019	PRTD	425 HONEY HUT ICE CREAM		3635	09/14/2019	20190903	10/18/19	-725.12
			Invoice: 3635			CONCESSION END OF SEASON RETURN SS#6396-WALLACE			
			Invoice: 3958		3958	09/05/2019	20190560	10/18/19	933.60
			Invoice: 3961		3961	09/14/2019	20190903	10/18/19	-1,666.31
			Invoice: 3962		3962	09/14/2019	20190903	10/18/19	-184.00
						CONCESSION END OF SEASON RETURN SS#6396-PIER			

A/P CASH DISBURSEMENTS

CASH ACCOUNT: 0000000 100000 Cash
 CHECK NO CHK DATE TYPE VENDOR NAME

CHECK NO	CHK DATE	TYPE	VENDOR NAME	VOUCHER	INVOICE	INV DATE	PO	CHECK RUN	NET
						INVOICE DTL DESC			
Invoice: 110 054 116 410						ELECTRICITY 9/7-10/7/19			
Invoice: 110 020 676 836						110 020 676 836	10/14/2019 20190071	10/18/19	69.20
						ELECTRICITY 9/12-10/10/19			
Invoice: 110 021 372 492						110 021 372 492	10/14/2019 20190071	10/18/19	80.87
						ELECTRICITY 9/12-10/10/19			
Invoice: 110 023 780 809						110 023 780 809	10/11/2019 20190071	10/18/19	108.46
						ELECTRICITY 9/10-10/8/19			
Invoice: 110 023 841 759						110 023 841 759	10/14/2019 20190071	10/18/19	70.96
						ELECTRICITY 9/12-10/10/19			
Invoice: 110 023 947 473						110 023 947 473	10/14/2019 20190071	10/18/19	70.06
						ELECTRICITY 9/12-10/10/19			
Invoice: 110 024 274 794						110 024 274 794	10/14/2019 20190071	10/18/19	666.79
						ELECTRICITY 9/11-10/9/19			
Invoice: 110 024 359 884						110 024 359 884	10/11/2019 20190071	10/18/19	377.31
						ELECTRICITY 9/10-10/8/19			
Invoice: 110 052 359 558						110 052 359 558	10/11/2019 20190071	10/18/19	106.91
						ELECTRICITY 9/11-10/9/19			
Invoice: 110 097 125 865						110 097 125 865	10/14/2019 20190071	10/18/19	692.03
						ELECTRICITY 9/11-10/9/19			
Invoice: 110 021 179 558						110 021 179 558	10/15/2019 20190071	10/18/19	275.44
						ELECTRICITY 9/12-10/10/19			
Invoice: 110 021 524 357						110 021 524 357	10/15/2019 20190071	10/18/19	382.74
						ELECTRICITY 9/12-10/10/19			
Invoice: 110 023 916 924						110 023 916 924	10/15/2019 20190071	10/18/19	1,263.23
						ELECTRICITY 9/12-10/10/19			
Invoice: 110 024 317 239						110 024 317 239	10/15/2019 20190071	10/18/19	2,382.24
						ELECTRICITY 9/12-10/10/19			
						CHECK	268413 TOTAL:	8,658.97	
268414	10/18/2019	PRTD	8557 INDIA INTERNATIONAL	1921		08/15/2019 20190944	10/18/19	448.80	
Invoice: 1921						ADVERTISING SS#6393			
						CHECK	268414 TOTAL:	448.80	

A/P CASH DISBURSEMENTS

CASH ACCOUNT: 0000000 100000		Cash							
CHECK NO	CHK DATE	TYPE	VENDOR NAME	VOUCHER	INVOICE	INV DATE	PO	CHECK RUN	NET
						INVOICE DTL DESC			
Invoice: 14565202					14565202	10/14/2019	20192183	10/18/19	33.52
						PAPER PRODUCTS/TRASH CAN LINERS BID 6356			
Invoice: 14564018*					14564018*	10/10/2019	20191440	10/18/19	-91.45
						PAPER PRODUCTS/TRASH CAN LINERS CREDIT			
						CHECK	268418	TOTAL:	4,413.70
268419	10/18/2019	PRTD	2194 LA PRENSA NEWSPAPER		10/4/19	10/04/2019	20190718	10/18/19	300.00
			Invoice: 10/4/19			ADVERTISING SS#6393			
						CHECK	268419	TOTAL:	300.00
268420	10/18/2019	PRTD	2205 LAKE DOCTORS, INC		461052	10/01/2019	20181558	10/18/19	270.75
			Invoice: 461052			WATERFOWL LAKE TREATMENT			
						CHECK	268420	TOTAL:	270.75
268421	10/18/2019	PRTD	507 LAKE ERIE GOLF CARS		SEPTEMBER 2019	09/30/2019		10/18/19	7,817.91
			Invoice: SEPTEMBER 2019			GOLF CAR RENTAL RFP#6149			
						CHECK	268421	TOTAL:	7,817.91
268422	10/18/2019	PRTD	2208 LAKE ERIE GRAPHICS		VG27847	08/15/2019	20191656	10/18/19	1,310.00
			Invoice: VG27847			POLICE SUV GRAPHICS			
Invoice: VG29401					VG29401	09/13/2019	20191656	10/18/19	55.50
						POLICE SUV GRAPHICS			
						CHECK	268422	TOTAL:	1,365.50
268423	10/18/2019	PRTD	508 LAKE ERIE NATURE & S		PAYROLL 10/12/19	10/12/2019		10/18/19	72.47
			Invoice: PAYROLL 10/12/19			EMPLOYEE DEDUCTIONS			
						CHECK	268423	TOTAL:	72.47
268424	10/18/2019	PRTD	2217 LAMAR COMPANIES		110739147*	10/07/2019	20190679	10/18/19	3,786.00
			Invoice: 110739147*			ADVERTISING SS#6393			
Invoice: 110768255					110768255	10/14/2019	20190679	10/18/19	7,572.00
						ADVERTISING SS#6393			
						CHECK	268424	TOTAL:	11,358.00

A/P CASH DISBURSEMENTS

CASH ACCOUNT: 0000000 100000		Cash									
CHECK NO	CHK DATE	TYPE	VENDOR NAME	VOUCHER	INVOICE	INV DATE	PO	CHECK RUN	NET		
INVOICE DTL DESC											
268425	10/18/2019	PRTD	3580 LAMAR COMPANIES		110739147	10/07/2019	20190669	10/18/19	3,786.00		
			Invoice: 110739147							ADVERTISING SS#6393	
										CHECK 268425 TOTAL: 3,786.00	
268426	10/18/2019	PRTD	1616 STANDING CHAPTER 13		PAYROLL 10/12/19	10/12/2019		10/18/19	346.15		
			Invoice: PAYROLL 10/12/19							EMPLOYEE DEDUCTIONS	
										CHECK 268426 TOTAL: 346.15	
268427	10/18/2019	PRTD	2300 MARSHFIELD LABORATOR		R4528R-093019	09/30/2019	20190225	10/18/19	1,232.30		
			Invoice: R4528R-093019							LAB FEES	
										CHECK 268427 TOTAL: 1,232.30	
268428	10/18/2019	PRTD	2336 MEDINA SUPPLY CO		2053572	09/18/2019	20191710	10/18/19	1,794.00		
			Invoice: 2053572							CONCRETE BID 6384	
			Invoice: 2058440		2058440	09/27/2019	20191710	10/18/19	373.00	CONCRETE BID 6384	
			Invoice: 2064504		2064504	10/10/2019	20191118	10/18/19	1,119.50	CONCRETE BID 6384	
			Invoice: 2061069		2061069	10/03/2019	20192087	10/18/19	786.75	CONCRETE	
										CHECK 268428 TOTAL: 4,073.25	
268429	10/18/2019	PRTD	2338 MELTWATER NEWS US IN		IN-S151-493242	09/30/2019	20182402	10/18/19	1,850.00		
			Invoice: IN-S151-493242							MELTWATER LITE LICENSE	
										CHECK 268429 TOTAL: 1,850.00	
268430	10/18/2019	PRTD	7690 MID STATE RESTORATIO		9177	10/04/2019	20191859	10/18/19	40,824.00		
			Invoice: 9177							SQUIRE'S CASTLE MASONRY-BID #6435	
										CHECK 268430 TOTAL: 40,824.00	
268431	10/18/2019	PRTD	10290 BRANCH AND BLOOM		10/17/19	10/17/2019	20192237	10/18/19	1,487.95		
			Invoice: 10/17/19							RAISE THE ROOF EVENT	
										CHECK 268431 TOTAL: 1,487.95	

A/P CASH DISBURSEMENTS

CASH ACCOUNT: 0000000 100000		Cash							
CHECK NO	CHK DATE	TYPE	VENDOR NAME	VOUCHER	INVOICE	INV DATE	PO	CHECK RUN	NET
						INVOICE DTL DESC			
Invoice: 13744				13744		10/04/2019	20190796	10/18/19	64.00
						LIVE BAIT-E 55TH			
							CHECK	268434 TOTAL:	536.00
268435	10/18/2019	PRTD	5840 MARTINA NECKLACE-MER	PERFORMER	11/16/19	10/15/2019	20192292	10/18/19	100.00
			Invoice: PERFORMER 11/16/19			FIRST PEOPLE DAY-RRNC			
							CHECK	268435 TOTAL:	100.00
268436	10/18/2019	PRTD	2443 NORTHEAST OHIO REGIO	2178000002		10/04/2019	20190058	10/18/19	185.24
			Invoice: 2178000002			SEWER 9/4-10/2/19			
Invoice: 2284460003				2284460003		10/04/2019	20190058	10/18/19	6.35
						SEWER 9/3-10/2/19			
Invoice: 3143670004				3143670004		10/03/2019	20190058	10/18/19	119.33
						SEWER 9/3-10/2/19			
Invoice: 9275090222				9275090222		10/04/2019	20190058	10/18/19	2,303.61
						SEWER 9/4-10/3/19			
Invoice: 3340190001				3340190001		10/07/2019	20190058	10/18/19	2,209.46
						SEWER 9/5-10/4/19			
Invoice: 4551695495				4551695495		10/07/2019	20190058	10/18/19	6.35
						SEWER 9/5-10/4/19			
Invoice: 7008060001				7008060001		10/07/2019	20190058	10/18/19	72.26
						SEWER 9/5-10/4/19			
							CHECK	268436 TOTAL:	4,902.60
268437	10/18/2019	PRTD	2479 NORTHERN HASEROT	167454		07/30/2019	20181139	10/18/19	-68.75
			Invoice: 167454			FOOD SHOW CREDIT SS 6307-WILDWOOD			
Invoice: 899148				899148		08/23/2019	20181139	10/18/19	1,712.34
						CONCESSION SS 6307-E 55TH			
Invoice: 908667				908667		08/30/2019	20181139	10/18/19	1,282.82
						CONCESSION SS 6307-E 55TH			
Invoice: 909516				909516		08/31/2019	20181139	10/18/19	1,057.17
						CONCESSION SS 6307-E 55TH			
Invoice: 911608				911608		09/03/2019	20181139	10/18/19	1,160.43
						CONCESSION SS 6307-E 55TH			
				920005		09/09/2019	20181139	10/18/19	1,071.26

A/P CASH DISBURSEMENTS

CASH ACCOUNT: 0000000 100000 Cash
 CHECK NO CHK DATE TYPE VENDOR NAME

CHECK NO	CHK DATE	TYPE	VENDOR NAME	VOUCHER	INVOICE	INV DATE	PO	CHECK RUN	NET
						INVOICE DTL DESC			
	Invoice: 920005					CONCESSION SS 6307-E 55TH			
	Invoice: 925388			925388		09/12/2019 20181139	10/18/19		1,586.03
	Invoice: 927920			927920		09/13/2019 20181139	10/18/19		89.58
	Invoice: 929950			929950		09/16/2019 20181139	10/18/19		427.55
	Invoice: 937978			937978		09/20/2019 20181139	10/18/19		154.28
	Invoice: 933526			933526		09/18/2019 20181139	10/18/19		504.55
	Invoice: 943569			943569		09/25/2019 20181139	10/18/19		275.16
	Invoice: 169972			169972		09/10/2019 20181139	10/18/19		-41.58
	Invoice: 967453			967453		10/11/2019 20192222	10/18/19		130.44
	Invoice: 959738			959738		10/10/2019 20192222	10/18/19		1,518.71
	Invoice: 944780			944780		10/08/2019 20192222	10/18/19		213.75
	Invoice: 928378			928378		09/14/2019 20181139	10/18/19		336.33
	Invoice: 933342			933342		09/18/2019 20181139	10/18/19		236.17
	Invoice: 945558			945558		09/26/2019 20181139	10/18/19		197.56
	Invoice: 945791			945791		09/26/2019 20181139	10/18/19		55.25
	Invoice: 953413			953413		10/02/2019 20181139	10/18/19		455.68
	Invoice: 958025			958025		10/05/2019 20181139	10/18/19		43.90
	Invoice: 958038			958038		10/05/2019 20181139	10/18/19		76.74

A/P CASH DISBURSEMENTS

CASH ACCOUNT: 0000000 100000 Cash
 CHECK NO CHK DATE TYPE VENDOR NAME

CHECK NO	CHK DATE	TYPE	VENDOR NAME	VOUCHER	INVOICE	INV DATE	PO	CHECK RUN	NET
						INVOICE DTL DESC			
					171051	09/30/2019	20181139	10/18/19	-51.69
						CONCESSION SS 6307-MERWINS			
					170720	09/23/2019	20181139	10/18/19	-125.78
						CONCESSION SS 6307-MERWINS			
						CHECK	268437	TOTAL:	12,297.90
268438	10/18/2019	PRTD	2479 NORTHERN HASEROT		959739	10/08/2019	20192222	10/18/19	2,140.88
						RAISE THE ROOF EVENT			
					913394	09/04/2019	20181139	10/18/19	4,406.31
						CONCESSION SS 6307-MERWINS			
					899527	08/24/2019	20181139	10/18/19	2,578.63
						CONCESSION SS 6307-MERWINS			
					902861	08/27/2019	20181139	10/18/19	3,798.22
						CONCESSION SS 6307-MERWINS			
					908674	08/30/2019	20181139	10/18/19	4,032.74
						CONCESSION SS 6307-MERWINS			
					909525	08/31/2019	20181139	10/18/19	3,320.98
						CONCESSION SS 6307-MERWINS			
					920808	09/10/2019	20181139	10/18/19	1,944.83
						CONCESSION SS 6307-MERWINS			
						CHECK	268438	TOTAL:	22,222.59
268439	10/18/2019	PRTD	2479 BRANDT MEAT COMPANY		913393	09/04/2019	20181139	10/18/19	932.37
						MERWIN'S WHARF SS#6307			
					931665	09/17/2019	20181139	10/18/19	378.09
						MERWIN'S WHARF SS#6307			
					937927	09/20/2019	20181139	10/18/19	1,679.49
						MERWIN'S WHARF SS#6307			
					941688	09/24/2019	20181139	10/18/19	617.54
						MERWIN'S WHARF SS#6307			
					947974	09/27/2019	20181139	10/18/19	312.08
						MERWIN'S WHARF SS#6307			
					948280	09/28/2019	20181139	10/18/19	81.32
						MERWIN'S WHARF SS#6307			

A/P CASH DISBURSEMENTS

CASH ACCOUNT: 0000000 100000		Cash							
CHECK NO	CHK DATE	TYPE	VENDOR NAME	VOUCHER	INVOICE	INV DATE	PO	CHECK RUN	NET
					957371	10/04/2019	20181139	10/18/19	443.36
Invoice: 957371						MERWIN'S WHARF SS#6307			
					959740	10/08/2019	20192222	10/18/19	432.83
Invoice: 959740						RAISE THE ROOF EVENT			
					964126	10/10/2019	20192222	10/18/19	62.50
Invoice: 964126						RAISE THE ROOF EVENT			
						CHECK	268439	TOTAL:	4,939.58
268440	10/18/2019	PRTD	2488 NORTHWEST ZOOPATH PC	96631		09/30/2019	20190228	10/18/19	166.27
Invoice: 96631						LAB FEES			
						CHECK	268440	TOTAL:	166.27
268441	10/18/2019	PRTD	2499 OCCUPATIONAL HEALTH	903068567		10/09/2019	20182189	10/18/19	118.00
Invoice: 903068567						EMPLOYMENT EXPENSE 10/3/19			
						CHECK	268441	TOTAL:	118.00
268442	10/18/2019	PRTD	2523 ODJFS	0805937-00-0		09/09/2019	20190140	10/18/19	2,155.50
Invoice: 0805937-00-0						UNEMPLOYMENT COMPENSATION			
						CHECK	268442	TOTAL:	2,155.50
268443	10/18/2019	PRTD	659 OHIO DEFERRED COMPEN	PAYROLL 10/12/19		10/12/2019		10/18/19	74,245.56
Invoice: PAYROLL 10/12/19						EMPLOYEE DEDUCTIONS			
						CHECK	268443	TOTAL:	74,245.56
268444	10/18/2019	PRTD	673 OHIO PRAIRIE NURSERY	I80172		09/20/2019	20192130	10/18/19	207.00
Invoice: I80172						NATIVE PLANT BID #6306			
						CHECK	268444	TOTAL:	207.00
268445	10/18/2019	PRTD	2560 OHIO TEAMSTERS CR UN	PAYROLL 10/12/19		10/12/2019		10/18/19	675.00
Invoice: PAYROLL 10/12/19						EMPLOYEE DEDUCTIONS			
						CHECK	268445	TOTAL:	675.00
268446	10/18/2019	PRTD	682 OHIO'S FIRST CLASS C	PAYROLL 10/12/19		10/12/2019		10/18/19	1,887.00
Invoice: PAYROLL 10/12/19						EMPLOYEE DEDUCTIONS			

A/P CASH DISBURSEMENTS

CASH ACCOUNT: 0000000 100000 Cash
 CHECK NO CHK DATE TYPE VENDOR NAME

CHECK NO	CHK DATE	TYPE	VENDOR NAME	VOUCHER	INVOICE	INV DATE	PO	CHECK RUN	NET
						INVOICE DTL DESC			
						CHECK	268446	TOTAL:	1,887.00
268447	10/18/2019	PRTD	685 OLMSTED HISTORICAL S		PAYROLL 10/12/19	10/12/2019		10/18/19	2.00
Invoice: PAYROLL 10/12/19						EMPLOYEE DEDUCTIONS			
						CHECK	268447	TOTAL:	2.00
268448	10/18/2019	PRTD	2585 OPERS-EMPLOYER CONTR		PAYROLL 10/12/19	10/12/2019		10/18/19	169,748.02
Invoice: PAYROLL 10/12/19						EMPLOYEE PICKUP			
Invoice: PAYROLL 10/12/19						EMPLOYEE RANGER PICKUP			30,769.94
Invoice: PAYROLL 10/12/19						EMPLOYER PICKUP			237,647.23
Invoice: PARYOLL 10/12/19						EMPLOYER RANGER PICKUP			42,841.22
						CHECK	268448	TOTAL:	481,006.41
268449	10/18/2019	PRTD	2593 ORLANDO BAKING CO		191003212055	10/03/2019	20181131	10/18/19	277.20
Invoice: 191003212055						CONCESSION SS 6307-MERWINS			
Invoice: 19283125018						CONCESSION SS 6307-SHAWNEE			27.99
Invoice: 191010317047						CONCESSION SS 6307-SENECA			20.84
						CHECK	268449	TOTAL:	326.03
268450	10/18/2019	PRTD	3436 PERLA PIEROGIES		2753	10/02/2019	20181101	10/18/19	187.50
Invoice: 2753						CONCESSION SS 6307-MERWINS			
						CHECK	268450	TOTAL:	187.50
268451	10/18/2019	PRTD	7164 PIONEER CREDIT RECOV		PAYROLL 10/12/19	10/12/2019		10/18/19	167.12
Invoice: PAYROLL 10/12/19						EMPLOYEE DEDUCTIONS			
						CHECK	268451	TOTAL:	167.12
268452	10/18/2019	PRTD	2666 POOLTECH, INC		14492	10/11/2019	20192088	10/18/19	36,600.00
Invoice: 14492						LEDGE POOL PAINTING			

A/P CASH DISBURSEMENTS

CASH ACCOUNT: 0000000 100000 Cash
 CHECK NO CHK DATE TYPE VENDOR NAME

CHECK NO	CHK DATE	TYPE	VENDOR NAME	VOUCHER	INVOICE	INV DATE	PO	CHECK RUN	NET
						INVOICE DTL DESC			
						CHECK	268452	TOTAL:	36,600.00
268453	10/18/2019	PRTD	2673 POWER ALARM		610068	08/01/2019	20192296	10/18/19	669.90
			Invoice: 610068			ALARM MONITORING-MERWINS			
						CHECK	268453	TOTAL:	669.90
268454	10/18/2019	PRTD	8741 PRECISION INDUSTRIAL		995223	09/30/2019	20190167	10/18/19	341.99
			Invoice: 995223			CARPET CLEANING-RRNC			
			Invoice: 995222		995222	10/14/2019	20190693	10/18/19	199.97
						CARPET CLEANING- BNC			
			Invoice: 995225		995225	09/30/2019	20191183	10/18/19	249.49
						CARPET CLEANING-NCNC			
						CHECK	268454	TOTAL:	791.45
268455	10/18/2019	PRTD	9024 PROFORMA		9031509158	10/07/2019	20190491	10/18/19	82.40
			Invoice: 9031509158			UNIFORMS BID 6390			
			Invoice: 9031509160		9031509160	10/07/2019	20192127	10/18/19	45.44
						UNIFORMS BID 6390			
			Invoice: 9031509162		9031509162	10/07/2019	20192138	10/18/19	110.12
						UNIFORMS BID 6390			
						CHECK	268455	TOTAL:	237.96
268456	10/18/2019	PRTD	3396 RADI-O-SOUND COMMUNI		23584	10/09/2019	20182198	10/18/19	74.85
			Invoice: 23584			FIRE ALARM MONITORING-GPNC			
						CHECK	268456	TOTAL:	74.85
268457	10/18/2019	PRTD	4324 RANGE SERVANT AMERIC		96356	10/09/2019	20191432	10/18/19	2,632.00
			Invoice: 96356			RANGE TOKENS			
						CHECK	268457	TOTAL:	2,632.00
268458	10/18/2019	PRTD	9942 WUBS (USA), LLC		SEPTEMBER 2019	09/30/2019	20192092	10/18/19	3,969.70
			Invoice: SEPTEMBER 2019			ANDEAN BEAR CONSERVATON			
						CHECK	268458	TOTAL:	3,969.70

A/P CASH DISBURSEMENTS

CASH ACCOUNT: 0000000 100000		Cash							
CHECK NO	CHK DATE	TYPE	VENDOR NAME	VOUCHER	INVOICE	INV DATE	PO	CHECK RUN	NET
INVOICE DTL DESC									
268459	10/18/2019	PRTD	2800 ROCK THE HOUSE		139563	10/16/2019	20190382	10/18/19	1,570.00
			Invoice: 139563			DOUBLE POLE TV MOUNT			
						CHECK	268459	TOTAL:	1,570.00
268460	10/18/2019	PRTD	6311 SANSON COMPANY		232789	09/27/2019	20181160	10/18/19	135.00
			Invoice: 232789			CONCESSION SS 6307-MERWINS			
			Invoice: 233253		233253	09/28/2019	20181160	10/18/19	15.00
			Invoice: 234903		234903	10/02/2019	20181160	10/18/19	217.50
			Invoice: 235335		235335	10/02/2019	20181160	10/18/19	23.00
			Invoice: 236153		236153	10/04/2019	20181160	10/18/19	82.75
			Invoice: 236774		236774	10/05/2019	20181160	10/18/19	164.00
			Invoice: 232392		232392	09/27/2019	20181160	10/18/19	149.75
			Invoice: 231667		231667	09/26/2019	20181160	10/18/19	209.25
			Invoice: 235452		235452	10/03/2019	20181160	10/18/19	68.25
						CHECK	268460	TOTAL:	1,064.50
268461	10/18/2019	PRTD	10066 SCHEESER BUCKLEY MAY		16878	10/10/2019	20192069	10/18/19	3,667.50
			Invoice: 16878			RAINFOREST CHILLER ASSESSMENT			
						CHECK	268461	TOTAL:	3,667.50
268462	10/18/2019	PRTD	825 SERVICE WET GRINDING		987327	10/04/2019	20190347	10/18/19	22.50
			Invoice: 987327			KNIFE SERVICES-MERWINS			
			Invoice: 988459		988459	10/02/2019	20190347	10/18/19	27.00
						KNIFE SERVICES-ENM			
						CHECK	268462	TOTAL:	49.50

A/P CASH DISBURSEMENTS

CASH ACCOUNT: 0000000 100000 Cash
 CHECK NO CHK DATE TYPE VENDOR NAME

CHECK NO	CHK DATE	TYPE	VENDOR NAME	VOUCHER	INVOICE	INV DATE	PO	CHECK RUN	NET
INVOICE DTL DESC									
268463	10/18/2019	PRTD	836 SHUTTLER'S		174563	10/03/2019	20190098	10/18/19	95.00
			Invoice: 174563			POLICE UNIFORMS			
							CHECK	268463 TOTAL:	95.00
268464	10/18/2019	PRTD	5988 SIMEX IWERKS ENTERTA		9/1-9/30/19	10/01/2019		10/18/19	10,564.58
			Invoice: 9/1-9/30/19			4D THEATER			
							CHECK	268464 TOTAL:	10,564.58
268465	10/18/2019	PRTD	9560 SIMPLE TIMES MIXERS		001154	05/30/2019	20191255	10/18/19	1,616.00
			Invoice: 001154			CONCESSION SS 6307-EBH			
			Invoice: 001578		001578	08/14/2019	20191255	10/18/19	104.00
						CONCESSION SS 6307-MERWINS			
							CHECK	268465 TOTAL:	1,720.00
268466	10/18/2019	PRTD	2877 SITEONE LANDSCAPE SU		94771451-001	09/26/2019	20192159	10/18/19	3,120.00
			Invoice: 94771451-001			FERTILIZER BID 6386			
							CHECK	268466 TOTAL:	3,120.00
268467	10/18/2019	PRTD	9723 SLUSH PUPPIE TRI-STA		1902827	10/01/2019	20191403	10/18/19	343.50
			Invoice: 1902827			CONCESSION SS 6307-CHALET			
							CHECK	268467 TOTAL:	343.50
268468	10/18/2019	PRTD	2899 SOUND (A VCA COMPANY		268645	10/01/2019	20192205	10/18/19	222.92
			Invoice: 268645			DIGITAL RADIOLOGY SERVICE			
							CHECK	268468 TOTAL:	222.92
268469	10/18/2019	PRTD	2937 ST. VINCENT CHARITY		84288	10/02/2019	20190174	10/18/19	86.00
			Invoice: 84288			HEP B VACCINE			
			Invoice: 84459		84459	10/02/2019	20191670	10/18/19	448.00
						RESPIRATOR FIT TEST			
			Invoice: 84643		84643	10/02/2019	20190174	10/18/19	172.00
						HEP B VACCINES			
							CHECK	268469 TOTAL:	706.00

A/P CASH DISBURSEMENTS

CASH ACCOUNT: 0000000 100000			Cash						
CHECK NO	CHK DATE	TYPE	VENDOR NAME	VOUCHER	INVOICE	INV DATE	PO	CHECK RUN	NET
					INVOICE DTL DESC				
268470	10/18/2019	PRTD	6103 STARK-SUMMIT SALES L		9/13/19	09/13/2019	20192114	10/18/19	550.00
			Invoice: 9/13/19			580-D DRIVE SHAFT			
							CHECK	268470 TOTAL:	550.00
268471	10/18/2019	PRTD	884 ALLIED CORPORATION		520618	10/09/2019	20191756	10/18/19	6,119.53
			Invoice: 520618			ASPHALT BID 6383			
			Invoice: 520589		520589	10/09/2019	20191925	10/18/19	498.53
						ASPHALT BID 6383			
							CHECK	268471 TOTAL:	6,618.06
268472	10/18/2019	PRTD	10007 STOW MUNICIPAL COURT		PAYROLL 10/12/19	10/12/2019		10/18/19	484.80
			Invoice: PAYROLL 10/12/19			EMPLOYEE DEDUCTIONS			
							CHECK	268472 TOTAL:	484.80
268473	10/18/2019	PRTD	10328 ROBBIE SWIFT		PERFORMER 11/16/19	10/15/2019	20192300	10/18/19	75.00
			Invoice: PERFORMER 11/16/19			FIRST PEOPLE DAY-RRNC			
							CHECK	268473 TOTAL:	75.00
268474	10/18/2019	PRTD	900 SYLVESTER TRUCK & TI		02-250176	10/11/2019	20190376	10/18/19	383.25
			Invoice: 02-250176			TIRES BID 6404			
			Invoice: 01-212123		01-212123	10/10/2019	20190376	10/18/19	423.30
						TIRES BID 6404			
			Invoice: 02-250147		02-250147	10/07/2019	20190376	10/18/19	579.28
						TIRES BID 6404			
							CHECK	268474 TOTAL:	1,385.83
268475	10/18/2019	PRTD	3002 SYSCO FOOD SERVICES		215798968	10/04/2019	20191631	10/18/19	429.08
			Invoice: 215798968			CONCESSION BID 6429-MERWINS			
							CHECK	268475 TOTAL:	429.08
268476	10/18/2019	PRTD	921 THE FIRST TEE OF CLE		PAYROLL 10/12/19	10/12/2019		10/18/19	29.00
			Invoice: PAYROLL 10/12/19			EMPLOYEE DEDUCTIONS			
							CHECK	268476 TOTAL:	29.00

A/P CASH DISBURSEMENTS

CASH ACCOUNT: 0000000 100000		Cash							
CHECK NO	CHK DATE	TYPE	VENDOR NAME	VOUCHER	INVOICE	INV DATE	PO	CHECK RUN	NET
INVOICE DTL DESC									
268477	10/18/2019	PRTD	3266 GOODYEAR TIRE & RUBB	070-1159641		10/03/2019	20190512	10/18/19	562.28
			Invoice: 070-1159641						
			Invoice: 070-1159833	070-1159833		10/11/2019	20190512	10/18/19	515.24
								CHECK 268477 TOTAL:	1,077.52
268478	10/18/2019	PRTD	3064 TINKER'S CREEK WATER	8/1/19		08/01/2019	20192277	10/18/19	22,000.00
			Invoice: 8/1/19						
								CHECK 268478 TOTAL:	22,000.00
268479	10/18/2019	PRTD	3101 TRUSTMARK VOLUNTARY	PAYROLL 10/12/19		10/12/2019		10/18/19	1,156.72
			Invoice: PAYROLL 10/12/19						
								CHECK 268479 TOTAL:	1,156.72
268480	10/18/2019	PRTD	3101 TRUSTMARK VOLUNTARY	PAYROLL 10/12/19		10/12/2019		10/18/19	1,599.16
			Invoice: PAYROLL 10/12/19						
								CHECK 268480 TOTAL:	1,599.16
268481	10/18/2019	PRTD	3130 UNITED NEGRO COLLEGE	PAYROLL 10/12/19		10/12/2019		10/18/19	33.70
			Invoice: PAYROLL 10/12/19						
								CHECK 268481 TOTAL:	33.70
268482	10/18/2019	PRTD	5665 UNITED RENTALS (NORT	173278420-001		08/31/2019	20191048	10/18/19	839.00
			Invoice: 173278420-001						
			Invoice: 173278357-001	173278357-001		08/31/2019	20191048	10/18/19	420.00
			Invoice: 152088528-025	152088528-025		09/02/2019	20191048	10/18/19	180.00
			Invoice: 173420457-001	173420457-001		09/04/2019	20191048	10/18/19	72.00
			Invoice: 173420475-001	173420475-001		09/04/2019	20191048	10/18/19	198.00
			Invoice: 173420499-001	173420499-001		09/04/2019	20191048	10/18/19	108.00

A/P CASH DISBURSEMENTS

CASH ACCOUNT: 0000000 100000 Cash
 CHECK NO CHK DATE TYPE VENDOR NAME

VOUCHER	INVOICE	INV DATE	PO	CHECK RUN	NET
		INVOICE DTL DESC			
Invoice: 173420523-001	173420523-001	09/04/2019	20191048	10/18/19	108.00
		TOILET RENTAL BID 6414-UPPER EW PAVILION			
Invoice: 173420542-001	173420542-001	09/04/2019	20191048	10/18/19	108.00
		TOILET RENTAL BID 6414-LABOR DAY EVENT E 72ND			
Invoice: 173420559-001	173420559-001	09/04/2019	20191048	10/18/19	90.00
		TOILET RENTAL BID 6414-E 55TH FISHING SPECIAL EVEN			
Invoice: 173420572-001	173420572-001	09/04/2019	20191048	10/18/19	198.00
		TOILET RENTAL BID 6414-LOWER EW KITE FIELD			
Invoice: 173420604-001	173420604-001	09/04/2019	20191048	10/18/19	108.00
		TOILET RENTAL BID 6414-WHISKEY ISLAND			
Invoice: 173420705-001	173420705-001	09/04/2019	20191048	10/18/19	36.00
		TOILET RENTAL BID 6414-COAST GUARD			
Invoice: 173420717-001	173420717-001	09/04/2019	20191048	10/18/19	18.00
		TOILET RENTAL BID 6414-EW BOAT RAMP			
Invoice: 171887143-002	171887143-002	09/10/2019	20191048	10/18/19	75.00
		TOILET RENTAL BID 6414-LOWER EW EVENT			
Invoice: 162450073-012	162450073-012	09/17/2019	20191048	10/18/19	144.00
		TOILET RENTAL BID 6414-E 72ND FISHING			
Invoice: 158772257-017	158772257-017	09/17/2019	20191048	10/18/19	144.00
		TOILET RENTAL BID 6414-COAST GUARD			
Invoice: 173770431-001	173770431-001	09/14/2019	20191048	10/18/19	70.00
		TOILET RENTAL BID 6414-LOWER EW OVERFLOW LOT			
Invoice: 168756311-005	168756311-005	09/12/2019	20191048	10/18/19	180.00
		TOILET RENTAL BID 6414-E 72ND FISHING			
Invoice: 168756326-005	168756326-005	09/12/2019	20191048	10/18/19	144.00
		TOILET RENTAL BID 6414-E 72ND FISHING			
Invoice: 168756347-005	168756347-005	09/12/2019	20191048	10/18/19	500.00
		TOILET RENTAL BID 6414-WHISKEY ISLAND			
Invoice: 162577125-013	162577125-013	09/19/2019	20191048	10/18/19	110.00
		TOILET RENTAL BID 6414-EW BOAT RAMP			
Invoice: 161264322-013	161264322-013	09/18/2019	20191048	10/18/19	180.00
		TOILET RENTAL BID 6414-COAST GUARD			
Invoice: 162863809-013	162863809-013	09/27/2019	20191048	10/18/19	72.00
		TOILET RENTAL BID 6414-EW BOAT RAMP			
Invoice: 152088528-026	152088528-026	10/02/2019	20191048	10/18/19	180.00

A/P CASH DISBURSEMENTS

CASH ACCOUNT: 0000000 100000 Cash
 CHECK NO CHK DATE TYPE VENDOR NAME

CHECK NO	CHK DATE	TYPE	VENDOR NAME	VOUCHER	INVOICE	INV DATE	PO	CHECK RUN	NET
								INVOICE DTL DESC	
			Invoice: 152088528-026					TOILET RENTAL BID 6414-E 72ND FISHING	
			Invoice: 171887143-006		171887143-006	10/16/2019	20191048	10/18/19	-75.00
								TOILET RENTAL CREDIT BID 6414	
								CHECK 268482 TOTAL:	4,207.00
268483	10/18/2019	PRTD	5665 UNITED RENTALS (NORT Invoice: 173278443-001		173278443-001	08/31/2019	20191048	10/18/19	839.00
								TOILET RENTAL BID 6414- LOWER EW KITE FIELD	
								CHECK 268483 TOTAL:	839.00
268484	10/18/2019	PRTD	971 UNITED WAY OF GREATE Invoice: PAYROLL 10/12/19		PAYROLL 10/12/19	10/12/2019		10/18/19	205.00
								EMPLOYEE DEDUCTIONS	
								CHECK 268484 TOTAL:	205.00
268485	10/18/2019	PRTD	3147 UPS Invoice: 0000X30804409		0000X30804409	10/05/2019	20190733	10/18/19	12.53
								SHIPPING EXPENSE	
								CHECK 268485 TOTAL:	12.53
268486	10/18/2019	PRTD	977 UTZ QUALITY FOODS, I Invoice: 753503420		753503420	09/27/2019	20181598	10/18/19	115.92
								CONCESSION SS 6307-SENECA	
								CHECK 268486 TOTAL:	115.92
268487	10/18/2019	PRTD	3184 VET-RAD, LTD Invoice: 9/25/19		9/25/19	10/02/2019	20190213	10/18/19	89.00
								VET CONSULTING FEES	
								CHECK 268487 TOTAL:	89.00
268488	10/18/2019	PRTD	4454 VITALSMARTS LC Invoice: INV-US080-42275		INV-US080-42275	10/04/2019	20192210	10/18/19	17,491.94
								CRUCIAL CONVERSATION TOOLKITS	
								CHECK 268488 TOTAL:	17,491.94
268489	10/18/2019	PRTD	1013 WES MIR, INC Invoice: 39959		39959	09/15/2019	20190701	10/18/19	360.00
								ADVERTISING SS 6393	
								CHECK 268489 TOTAL:	360.00

A/P CASH DISBURSEMENTS

CASH ACCOUNT: 0000000 100000 Cash
 CHECK NO CHK DATE TYPE VENDOR NAME

CHECK NO	CHK DATE	TYPE	VENDOR NAME	VOUCHER	INVOICE	INV DATE	PO	CHECK RUN	NET
						INVOICE DTL DESC			
					113034	08/31/2019	20190267	10/18/19	695.40
Invoice: 113034						LEGAL FEES-NASSAR-PANNO			
						CHECK	268497	TOTAL:	6,582.10
268498	10/18/2019	PRTD	3735 ZIEBART OF OHIO		167590	09/25/2019	20192072	10/18/19	425.00
Invoice: 167590						RUSTPROOFING SERVICES			
Invoice: 167686					167686	09/30/2019	20192072	10/18/19	425.00
						RUSTPROOFING SERVICES			
Invoice: 167654					167654	09/27/2019	20192072	10/18/19	425.00
						RUSTPROOFING SERVICES			
						CHECK	268498	TOTAL:	1,275.00
NUMBER OF CHECKS						159	*** CASH ACCOUNT TOTAL ***		1,253,100.00
TOTAL PRINTED CHECKS						COUNT	AMOUNT		
						159	1,253,100.00		
						*** GRAND TOTAL ***			1,253,100.00

A/P CASH DISBURSEMENTS

CASH ACCOUNT: 0000000 100000		Cash								
CHECK NO	CHK DATE	TYPE	VENDOR NAME	VOUCHER	INVOICE	INV DATE	PO	CHECK RUN	NET	
						INVOICE DTL DESC				
268499	10/25/2019	PRTD	6 717 INK SCREENPRINTI		22523	10/10/2019	20192187	10/25/19	334.72	
		Invoice: 22523				ROYALVIEW RUMBLE SHIRTS				
								CHECK	268499 TOTAL:	334.72
268500	10/25/2019	PRTD	12 AABLE RENTS		24135	10/09/2019	20192224	10/25/19	455.00	
		Invoice: 24135				ZOO WILD WINTER LIGHTS TENT RELOCATION				
		Invoice: 23971			23971	10/17/2019	20192083	10/25/19	15,764.80	
						RAISE THE ROOF EVENT				
								CHECK	268500 TOTAL:	16,219.80
268501	10/25/2019	PRTD	6676 ADMIT ONE PRODUCTS		287392	06/30/2019	20191508	10/25/19	1,134.82	
		Invoice: 287392				ZOO CUSTOM ROLL TICKETS				
								CHECK	268501 TOTAL:	1,134.82
268502	10/25/2019	PRTD	1098 ADP, LLC		544076216	10/11/2019	20181535	10/25/19	750.00	
		Invoice: 544076216				RECRUITING MGMT. THRU 10/31/19				
								CHECK	268502 TOTAL:	750.00
268503	10/25/2019	PRTD	1102 ADVANCE OHIO		0009365262/40128147	10/15/2019	20190099	10/25/19	465.92	
		Invoice: 0009365262/40128147				BID LEGAL NOTICES				
		Invoice: 0009365302/40128147			0009365302/40128147	10/15/2019	20190099	10/25/19	457.60	
						BID LEGAL NOTICES				
								CHECK	268503 TOTAL:	923.52
268504	10/25/2019	PRTD	32 ADVANCED FRYER SOLUT		01-615	09/05/2019	20190576	10/25/19	158.00	
		Invoice: 01-615				FRYER MGMT.SERVICE-E.55TH				
		Invoice: 01-633			01-633	09/12/2019	20190576	10/25/19	126.00	
						FRYER MGMT.SERVICE-E.55TH				
		Invoice: 01-646			01-646	09/19/2019	20190576	10/25/19	158.00	
						FRYER MGMT.SERVICE-E.55TH				
		Invoice: 12-1389			12-1389	08/27/2019	20190576	10/25/19	190.00	
						FRYER MGMT.SERVICE-E.55TH				
		Invoice: 12-1416			12-1416	09/03/2019	20190576	10/25/19	192.00	
						FRYER MGMT.SERVICE-E.55TH				
					12-1571	10/17/2019	20190576	10/25/19	62.00	

A/P CASH DISBURSEMENTS

CASH ACCOUNT: 0000000 100000		Cash	VOUCHER	INVOICE	INV DATE	PO	CHECK RUN	NET
CHECK NO	CHK DATE	TYPE	VENDOR NAME					
INVOICE DTL DESC								
					CHECK	268509	TOTAL:	41.97
268510	10/25/2019	PRTD	79 ARMS TRUCKING COMPAN	PSINV248337	10/12/2019	20191531	10/25/19	816.54
		Invoice:	PSINV248337		TRAP SAND BID 6423			
		Invoice:	PSINV248392	PSINV248392	10/12/2019	20192097	10/25/19	1,243.55
					GOLF TOPDRESSING BID 6424			
					CHECK	268510	TOTAL:	2,060.09
268511	10/25/2019	PRTD	1225 AT & T	216 361-0040 985 2	10/13/2019	20172366	10/25/19	514.88
		Invoice:	216 361-0040 985 2		TELEPHONE 9/14-10/13/19			
		Invoice:	216 351-0808 341 1	216 351-0808 341 1	10/10/2019	20172366	10/25/19	291.00
					TELEPHONE 9/11-10/10/19			
		Invoice:	216 351-3021 656 7	216 351-3021 656 7	10/10/2019	20172366	10/25/19	90.59
					TELEPHONE 9/11-10/10/19			
		Invoice:	216 351-9787 787 1	216 351-9787 787 1	10/10/2019	20172366	10/25/19	44.26
					TELEPHONE 9/11-10/10/19			
		Invoice:	216 382-5660 409 7	216 382-5660 409 7	10/10/2019	20172366	10/25/19	192.91
					TELEPHONE 9/11-10/10/19			
		Invoice:	216 631-4939 119 0	216 631-4939 119 0	10/10/2019	20172366	10/25/19	50.41
					TELEPHONE 9/11-10/10/19			
		Invoice:	219 664-5696 684 4	219 664-5696 684 4	10/13/2019	20172366	10/25/19	267.75
					TELEPHONE 9/14-10/13/19			
		Invoice:	216 739-4131 067 8	216 739-4131 067 8	10/10/2019	20172366	10/25/19	187.18
					TELEPHONE 9/11-10/10/19			
		Invoice:	440 356-9498 109 3	440 356-9498 109 3	10/13/2019	20172366	10/25/19	40.74
					TELEPHONE 9/14-10/13/19			
		Invoice:	440 572-9990 713 7	440 572-9990 713 7	10/13/2019	20172366	10/25/19	206.15
					TELEPHONE 9/14-10/13/19			
					CHECK	268511	TOTAL:	1,885.87
268512	10/25/2019	PRTD	1225 AT & T	171-794-5693 653	10/11/2019	20172366	10/25/19	109.64
		Invoice:	171-794-5693 653		LONG DISTANCE 10/11/19			
					CHECK	268512	TOTAL:	109.64

A/P CASH DISBURSEMENTS

CHECK NO	CHK DATE	TYPE	VENDOR NAME	VOUCHER	INVOICE	INV DATE	PO	CHECK RUN	NET
CASH ACCOUNT: 0000000 100000 Cash									
INVOICE DTL DESC									
268513	10/25/2019	PRTD	1225 AT & T		295743469	10/09/2019		10/25/19	125.32
			Invoice: 295743469					EUCLID BEACH CONCESSION INTERNET 10/10-11/9/19	
			Invoice: 300057363		300057363	10/10/2019	20172366	10/25/19	194.49
								SC INTERNET 10/10-11/10/19	
			Invoice: 293252175		293252175	10/07/2019	20172366	10/25/19	156.36
								MASTICK INTERNET-10/8-11/7/19	
								CHECK 268513 TOTAL:	476.17
268514	10/25/2019	PRTD	1228 AT&T		OH384140	10/16/2019	20190221	10/25/19	63.23
			Invoice: OH384140					CHALET TELE.SYS.MTCE.SERVICE 10/30-11/29/19	
								CHECK 268514 TOTAL:	63.23
268515	10/25/2019	PRTD	1240 AUSTRALIAN OUTBACK P		6849	10/07/2019	20192280	10/25/19	447.50
			Invoice: 6849					TREE KANGAROOS ACACIA BROWSE	
			Invoice: 2569		2569	10/14/2019	20191998	10/25/19	425.00
								EUCALYPTUS BROWSE SS#6452	
								CHECK 268515 TOTAL:	872.50
268516	10/25/2019	PRTD	122 BIODIVERSITY LANDSCA		122	10/15/2019	20192256	10/25/19	2,450.00
			Invoice: 122					NATIVE PLANT MATERIAL SS#6308- LAKEFRONT	
								CHECK 268516 TOTAL:	2,450.00
268517	10/25/2019	PRTD	123 BIOHABITATS, INC.		19602-01-001-5	09/16/2019	20190841	10/25/19	148.56
			Invoice: 19602-01-001-5					GARFIELD POND RESTORATION/WOLF CREEK RELOCATION	
								CHECK 268517 TOTAL:	148.56
268518	10/25/2019	PRTD	6616 BLOOM ARTISAN BAKERY		000490	05/27/2019	20182376	10/25/19	105.00
			Invoice: 000490					CONCESSION SS#6307-E.55TH	
			Invoice: 000511		000511	06/03/2019	20182376	10/25/19	105.00
								CONCESSION SS#6307-E.55TH	
			Invoice: 000533		000533	06/10/2019	20182376	10/25/19	105.00
								CONCESSION SS#6307-E.55TH	
			Invoice: 000558		000558	06/17/2019	20182376	10/25/19	175.00
								CONCESSION SS#6307-E.55TH	

A/P CASH DISBURSEMENTS

CASH ACCOUNT: 0000000 100000 Cash			VOUCHER	INVOICE	INV DATE	PO	CHECK RUN	NET
CHECK NO	CHK DATE	TYPE VENDOR NAME						
					INVOICE DTL DESC			
Invoice: 000606			000606		07/01/2019	20182376	10/25/19	227.50
					CONCESSION SS#6307-E.55TH			
Invoice: 000635			000635		07/08/2019	20182376	10/25/19	227.50
					CONCESSION SS#6307-E.55TH			
Invoice: 000653			000653		07/15/2019	20182376	10/25/19	227.50
					CONCESSION SS#6307-E.55TH			
Invoice: 000660			000660		07/18/2019	20182376	10/25/19	192.50
					CONCESSION SS#6307-E.55TH			
Invoice: 000670			000670		07/22/2019	20182376	10/25/19	420.00
					CONCESSION SS#6307-E.55TH			
Invoice: 000689			000689		07/29/2019	20182376	10/25/19	420.00
					CONCESSION SS#6307-E.55TH			
Invoice: 000898			000898		10/14/2019	20182376	10/25/19	245.00
					MERWIN'S WHARF SS#6307			
Invoice: 000899			000899		10/14/2019	20182376	10/25/19	525.00
					MERWIN'S WHARF SS#6307			
					CHECK	268518	TOTAL:	2,975.00
268519	10/25/2019	PRTD 9323 PEPSI-COLA	56544467		09/26/2019	20191126	10/25/19	306.50
		Invoice: 56544467			CONCESSION RFP 6385-RRNC			
					CHECK	268519	TOTAL:	306.50
268520	10/25/2019	PRTD 1356 CHRISTOPHER'S CLOTHI	BRKS1001		10/01/2019	20190846	10/25/19	264.30
		Invoice: BRKS1001			UNIFORM BID 6390			
Invoice: BRKS1015			BRKS1015		10/15/2019	20190846	10/25/19	22.75
					UNIFORM BID 6390			
Invoice: FACOPS1018			FACOPS1018		10/18/2019	20190564	10/25/19	484.00
					UNIFORM BID 6390			
Invoice: FLEET1024			FLEET1024		10/24/2019	20190774	10/25/19	65.00
					UNIFORM BID 6390			
					CHECK	268520	TOTAL:	836.05
268521	10/25/2019	PRTD 1362 BBHCSO	T493		10/17/2019	20192312	10/25/19	129.06
		Invoice: T493			BNC TRIP TRAVEL REIMBURSEMENT-CODY 10/16/19			
			T493*		10/17/2019	20192312	10/25/19	129.06

A/P CASH DISBURSEMENTS

CASH ACCOUNT: 0000000 100000 Cash
 CHECK NO CHK DATE TYPE VENDOR NAME

CHECK NO	CHK DATE	TYPE	VENDOR NAME	VOUCHER	INVOICE	INV DATE	PO	CHECK RUN	NET
Invoice: T493*						INVOICE DTL DESC			
						BNC TRIP TRAVEL REIMBURSEMENT-NOLAN 10/16/19			
						CHECK	268521	TOTAL:	258.12
268522	10/25/2019	PRTD	145 BUCKEYE DRAFT BEER S		1507812	10/07/2019	20181490	10/25/19	40.00
			Invoice: 1507812			BEER LINE MTCE.SERVICE-E.55TH			
			Invoice: 1507859		1507859	10/16/2019	20181490	10/25/19	30.00
						BEER LINE MTCE.SERVICE-B.MET			
			Invoice: 2508092		2508092	10/11/2019	20181490	10/25/19	102.00
						BEER LINE MTCE.SERVICE-MERWIN'S			
						CHECK	268522	TOTAL:	172.00
268523	10/25/2019	PRTD	164 CASA VERDE GROWERS		8151	09/30/2019	20192067	10/25/19	5,013.00
			Invoice: 8151			ZOO FALL MUMS/KALE PLANT MATERIAL			
						CHECK	268523	TOTAL:	5,013.00
268524	10/25/2019	PRTD	168 CATANESE CLASSIC SEA		81722	09/14/2019	20181078	10/25/19	280.81
			Invoice: 81722			MERWIN'S WHARF SS#6307			
			Invoice: 82887		82887	09/20/2019	20181078	10/25/19	428.57
						MERWIN'S WHARF SS#6307			
			Invoice: 83428		83428	09/24/2019	20181078	10/25/19	380.60
						MERWIN'S WHARF SS#6307			
			Invoice: 84625		84625	09/28/2019	20181078	10/25/19	119.80
						MERWIN'S WHARF SS#6307			
			Invoice: 84420		84420	09/28/2019	20181078	10/25/19	627.34
						MERWIN'S WHARF SS#6307			
			Invoice: 87250		87250	10/12/2019	20181078	10/25/19	73.43
						MERWIN'S WHARF SS#6307			
			Invoice: 87466		87466	10/13/2019	20181078	10/25/19	145.80
						MERWIN'S WHARF SS#6307			
			Invoice: 88081		88081	10/17/2019	20181078	10/25/19	480.54
						MERWIN'S WHARF SS#6307			
						CHECK	268524	TOTAL:	2,536.89

A/P CASH DISBURSEMENTS

CASH ACCOUNT: 0000000 100000		Cash							
CHECK NO	CHK DATE	TYPE	VENDOR NAME	VOUCHER	INVOICE	INV DATE	PO	CHECK RUN	NET
INVOICE DTL DESC									
268525	10/25/2019	PRTD	168 CHEF 2 CHEF FOODS		296055	09/24/2019	20181078	10/25/19	47.58
	Invoice: 296055					MERWIN'S WHARF SS#6307			
						CHECK	268525	TOTAL:	47.58
268526	10/25/2019	PRTD	1445 CDW GOVERNMENT		VDM2613	09/30/2019	20192203	10/25/19	9,605.00
	Invoice: VDM2613					SMART PROTECTION TREND MICRO RENEWAL			
						CHECK	268526	TOTAL:	9,605.00
268527	10/25/2019	PRTD	4428 CENTERRA CO-OP		00328924	10/09/2019	20190060	10/25/19	45.87
	Invoice: 00328924					ZOO NON-BID GRAIN			
					00328924*	10/09/2019	20191422	10/25/19	2,097.33
	Invoice: 00328924*					ZOO GRAIN BID 6421			
						CHECK	268527	TOTAL:	2,143.20
268528	10/25/2019	PRTD	195 CLARK & ASSOCIATES		1808	10/07/2019	20192128	10/25/19	629.00
	Invoice: 1808					PARKING TICKET ENVELOPES			
						CHECK	268528	TOTAL:	629.00
268529	10/25/2019	PRTD	1557 CITY OF CLEVELAND		0476130000	10/11/2019	20190031	10/25/19	12.29
	Invoice: 0476130000					WATER 9/11-10/10/19			
					1591030000	10/16/2019	20190031	10/25/19	9.30
	Invoice: 1591030000					WATER 9/16-10/15/19			
					3666130000	10/11/2019	20190031	10/25/19	20.94
	Invoice: 3666130000					WATER 9/11-10/10/19			
					4230810000	10/16/2019	20190031	10/25/19	29.55
	Invoice: 4230810000					WATER 9/16-10/15/19			
					5533710000	09/16/2019	20190031	10/25/19	182.62
	Invoice: 5533710000					WATER 9/16-10/15/19			
					6038518232	10/15/2019	20190031	10/25/19	368.71
	Invoice: 6038518232					WATER 9/12-10/11/19			
					6241230000	10/11/2019	20190031	10/25/19	46.61
	Invoice: 6241230000					WATER 9/11-10/10/19			
					9461240000	10/15/2019	20190031	10/25/19	9.00
	Invoice: 9461240000					WATER 9/13-10/14/19			

A/P CASH DISBURSEMENTS

CASH ACCOUNT: 0000000 100000		Cash									
CHECK NO	CHK DATE	TYPE	VENDOR NAME	VOUCHER	INVOICE	INV DATE	PO	CHECK RUN	NET		
INVOICE DTL DESC											
								CHECK 268529 TOTAL:	679.02		
268530	10/25/2019	PRTD	3323 COLORBLEND		238316	10/15/2019	20191928	10/25/19	364.10		
			Invoice: 238316					ZOO FALL FLOWER BULBS			
								CHECK 268530 TOTAL:	364.10		
268531	10/25/2019	PRTD	1571 COLUMBIA GAS OF OHIO		12450234 001 000 5	10/17/2019	20190094	10/25/19	33.68		
			Invoice: 12450234 001 000 5					GAS 9/17-10/16/19			
								CHECK 268531 TOTAL:	33.68		
268532	10/25/2019	PRTD	220 COLUMBUS ROAD FOUNDR		NOVEMBER 2019 RENT	10/22/2019	20181382	10/25/19	2,083.29		
			Invoice: NOVEMBER 2019 RENT					1772/1776 COLUMBUS ROAD			
								CHECK 268532 TOTAL:	2,083.29		
268533	10/25/2019	PRTD	229 COOK FIRE & SECURITY		2019-39	10/15/2019	20182744	10/25/19	332.00		
			Invoice: 2019-39					FINANCE/IT WING FIRE SYS.MONITOR 11/17-11/16/20			
								CHECK 268533 TOTAL:	332.00		
268534	10/25/2019	PRTD	5756 DAYTON'S FLOWER & GA		19440	09/02/2019	20192096	10/25/19	586.25		
			Invoice: 19440					EUCALYPTUS MULCH			
								CHECK 268534 TOTAL:	586.25		
268535	10/25/2019	PRTD	1739 DOMINION ENERGY		3 5000 5166 6994	10/15/2019	20190051	10/25/19	354.96		
			Invoice: 3 5000 5166 6994					GAS 9/16-10/15/19			
			Invoice: 3 5000 5460 4331					10/16/2019 20190051 10/25/19	57.35		
								GAS 9/17-10/16/19			
			Invoice: 8 4409 0013 3982					10/16/2019 20190051 10/25/19	46.69		
								GAS 9/17-10/16/19			
			Invoice: 8 5000 6744 9285					10/15/2019 20190051 10/25/19	35.66		
								GAS 9/16-10/15/19			
								CHECK 268535 TOTAL:	494.66		
268536	10/25/2019	PRTD	1740 EASTERN LABORATORY S		91125390	09/30/2019	20190477	10/25/19	14.00		
			Invoice: 91125390					HINCKLEY WATER TESTING			

A/P CASH DISBURSEMENTS

CASH ACCOUNT: 0000000 100000		Cash							
CHECK NO	CHK DATE	TYPE	VENDOR NAME	VOUCHER	INVOICE	INV DATE	PO	CHECK RUN	NET
						INVOICE DTL DESC			
						CHECK	268536	TOTAL:	14.00
268537	10/25/2019	PRTD	3530 ECONOMY PRODUCE & VE		2516157-A	10/13/2019	20190171	10/25/19	935.50
			Invoice: 2516157-A						
						CHECK	268537	TOTAL:	935.50
268538	10/25/2019	PRTD	999998 STRAWN, HEATHER		REIMBURSEMENT	09/28/2019		10/25/19	150.00
			Invoice: REIMBURSEMENT						
						CHECK	268538	TOTAL:	150.00
268539	10/25/2019	PRTD	1769 ENTERPRISE RENT-A-CA		6Y7F91/39Y2991	10/05/2019	20190867	10/25/19	1,619.32
			Invoice: 6Y7F91/39Y2991						
						CHECK	268539	TOTAL:	1,619.32
268540	10/25/2019	PRTD	8220 ERIE CHINESE JOURNAL		8/2/19	08/02/2019	20190724	10/25/19	400.00
			Invoice: 8/2/19						
						CHECK	268540	TOTAL:	400.00
268541	10/25/2019	PRTD	1798 EVENT SOURCE		0263549	10/14/2019	20192245	10/25/19	20,860.30
			Invoice: 0263549						
						CHECK	268541	TOTAL:	23,256.42
			Invoice: 0263582		0263582	10/14/2019	20192241	10/25/19	2,240.04
			Invoice: 0263628		0263628	10/14/2019	20192245	10/25/19	156.08
268542	10/25/2019	PRTD	9210 FOR PETS SAKE, LLC		6078	10/21/2019	20190821	10/25/19	15.00
			Invoice: 6078						
						CHECK	268542	TOTAL:	15.00
268543	10/25/2019	PRTD	4467 GALLS, LLC		013911387	10/08/2019	20190101	10/25/19	640.00
			Invoice: 013911387						
						CHECK	268543	TOTAL:	640.00

A/P CASH DISBURSEMENTS

CASH ACCOUNT: 0000000 100000		Cash							
CHECK NO	CHK DATE	TYPE	VENDOR NAME	VOUCHER	INVOICE	INV DATE	PO	CHECK RUN	NET
INVOICE DTL DESC									
268544	10/25/2019	PRTD	1902 GORDON FOOD SERVICE,		197420037	10/01/2019	20182933	10/25/19	168.88
			Invoice: 197420037					CONCESSION DISPOSABLES SS#6307-SLEEPY	
			Invoice: 197602167		197602167	10/08/2019	20182933	10/25/19	49.36
			Invoice: 197773186		197773186	10/15/2019	20182933	10/25/19	156.55
			Invoice: 965032206		965032206	10/15/2019	20182933	10/25/19	48.49
								CONCESSION DISPOSABLES SS#6307-SLEEPY	
								CHECK 268544 TOTAL:	423.28
268545	10/25/2019	PRTD	3614 GORDON FOOD SERVICE,		13467213	10/14/2019	20191711	10/25/19	-39.83
			Invoice: 13467213					CONCESSION RETURN CREDIT COOP#6429-B.MET	
			Invoice: 13467214		13467214	10/14/2019	20191711	10/25/19	-39.83
			Invoice: 13467226		13467226	10/14/2019	20191711	10/25/19	-39.83
			Invoice: 13467227		13467227	10/14/2019	20191711	10/25/19	-19.91
			Invoice: 13467235		13467235	10/14/2019	20191711	10/25/19	-39.83
			Invoice: 13467236		13467236	10/14/2019	20191711	10/25/19	-19.91
			Invoice: 13486829		13486829	10/14/2019	20191711	10/25/19	-59.74
			Invoice: 197420037*		197420037*	10/01/2019	20191711	10/25/19	1,240.88
			Invoice: 197602167*		197602167*	10/08/2019	20191711	10/25/19	476.40
			Invoice: 197773186*		197773186*	10/15/2019	20191711	10/25/19	459.05
			Invoice: 965032206*		965032206*	10/15/2019	20191711	10/25/19	1,396.63
			Invoice: 965032245		965032245	10/17/2019	20191711	10/25/19	324.06
								CONCESSION COOP#6429-SLEEPY	
								CONCESSION COOP#6429-SHAWNEE	
								CONCESSION COOP#6429-B.MET	
								CONCESSION COOP#6429-SENECA	
								CONCESSION COOP#6429-SHAWNEE/SENECA	

A/P CASH DISBURSEMENTS

CASH ACCOUNT: 0000000 100000		Cash		VOUCHER	INVOICE	INV DATE	PO	CHECK RUN	NET
CHECK NO	CHK DATE	TYPE	VENDOR NAME						
						INVOICE DTL DESC			
						CHECK	268545	TOTAL:	3,638.14
268546	10/25/2019	PRTD	4822 GIRL SCOUT TROOP #71	402		10/14/2019	20192253	10/25/19	144.00
			Invoice: 402					FALL FAMILY FISHING FEST VOL/STAFF LUNCH 10/19	
						CHECK	268546	TOTAL:	144.00
268547	10/25/2019	PRTD	373 GOOD NATURE ORGANIC	621218		10/14/2019	20190885	10/25/19	1,601.86
			Invoice: 621218					ZOO BIO TURF LAWN CARE SERVICE	
						CHECK	268547	TOTAL:	1,601.86
268548	10/25/2019	PRTD	1944 GREAT LAKES PETROLEU	1455799-IN		09/06/2019	20191649	10/25/19	10,276.39
			Invoice: 1455799-IN					GASOLINE/DIESEL COOP#6427	
			Invoice: 1472544-IN	1472544-IN		10/15/2019	20191663	10/25/19	8,587.96
			Invoice: 1473620-IN	1473620-IN		10/16/2019	20191621	10/25/19	1,904.26
			Invoice: 1472541-IN	1472541-IN		10/14/2019	20191708	10/25/19	1,028.25
			Invoice: 1475119-IN	1475119-IN		10/18/2019	20191746	10/25/19	3,167.42
						CHECK	268548	TOTAL:	24,964.28
268549	10/25/2019	PRTD	5303 GREATER CLEVELAND RE	1497347		10/16/2019	20191018	10/25/19	95.00
			Invoice: 1497347					RTA BUS/RAPID PASS #1372127 (NOV 2019)	
						CHECK	268549	TOTAL:	95.00
268550	10/25/2019	PRTD	1956 DAVID GRUNING	7/2/19-9/24/19		09/24/2019	20191467	10/25/19	92.00
			Invoice: 7/2/19-9/24/19					MISC. ANIMAL FEED-CWC	
						CHECK	268550	TOTAL:	92.00
268551	10/25/2019	PRTD	1985 HELENA AGRI-ENTERPRI	148599973		10/09/2019	20191173	10/25/19	1,049.60
			Invoice: 148599973					FUNGICIDE/HERBICIDE/MISC.TURF BID 6386	
			Invoice: 148600033	148600033		10/16/2019	20192273	10/25/19	690.00
									INSECTICIDE BID 6386
				148599888		09/30/2019	20190567	10/25/19	1,646.04

A/P CASH DISBURSEMENTS

CASH ACCOUNT: 0000000 100000 Cash
 CHECK NO CHK DATE TYPE VENDOR NAME

CHECK NO	CHK DATE	TYPE	VENDOR NAME	VOUCHER	INVOICE	INV DATE	PO	CHECK RUN	NET
Invoice: 148599888						INVOICE DTL DESC			
						FUNGICIDE BID 6386			
								CHECK 268551 TOTAL:	3,385.64
268552	10/25/2019	PRTD	2041 ILLUMINATING COMPANY	110 021 413 254	110 021 413 254	10/21/2019	20190071	10/25/19	42.75
Invoice: 110 021 413 254						ELECTRICITY 9/24-10/22/19			
Invoice: 110 022 160 318						110 022 160 318		10/25/19	11.90
						ELECTRICITY 9/21-10/21/19			
Invoice: 110 022 610 304						110 022 610 304		10/25/19	72.59
						ELECTRICITY 9/4-10/2/19			
Invoice: 110 022 613 514						110 022 613 514		10/25/19	54.03
						ELECTRICITY 9/20-10/18/19			
Invoice: 110 022 696 584						110 022 696 584		10/25/19	27.43
						ELECTRICITY 9/21-10/21/19			
Invoice: 110 023 701 169						110 023 701 169		10/25/19	77.98
						ELECTRICITY 9/12-10/10/19			
Invoice: 110 023 757 914						110 023 757 914		10/25/19	68.29
						ELECTRICITY 9/11-10/9/19			
Invoice: 110 023 830 489						110 023 830 489		10/25/19	68.18
						ELECTRICITY 9/12-10/10/19			
Invoice: 110 024 274 745						110 024 274 745		10/25/19	72.82
						ELECTRICITY 9/11-10/9/19			
Invoice: 110 024 407 709						110 024 407 709		10/25/19	72.15
						ELECTRICITY 9/12-10/10/19			
Invoice: 110 024 532 860						110 024 532 860		10/25/19	71.34
						ELECTRICITY 9/11-10/9/19			
Invoice: 110 024 864 321						110 024 864 321		10/25/19	18.25
						ELECTRICITY 9/21-10/21/19			
Invoice: 110 025 151 595						110 025 151 595		10/25/19	72.61
						ELECTRICITY 9/14-10/14/19			
Invoice: 110 026 188 273						110 026 188 273		10/25/19	67.83
						ELECTRICITY 9/14-10/14/19			
Invoice: 110 026 195 997						110 026 195 997		10/25/19	79.36
						ELECTRICITY 9/7-10/7/19			
Invoice: 110 026 218 997						110 026 218 997		10/25/19	67.62
						ELECTRICITY 9/17-10/15/19			

A/P CASH DISBURSEMENTS

CASH ACCOUNT: 0000000 100000 Cash
 CHECK NO CHK DATE TYPE VENDOR NAME

CHECK NO	CHK DATE	TYPE	VENDOR NAME	VOUCHER	INVOICE	INV DATE	PO	CHECK RUN	NET
						INVOICE DTL DESC			
					110 026 316 601	10/09/2019	20190071	10/25/19	46.64
						ELECTRICITY 9/7-10/7/19			
					110 026 779 725	10/15/2019	20190071	10/25/19	73.89
						ELECTRICITY 9/12-10/10/19			
					110 026 923 323	10/10/2019	20190071	10/25/19	72.84
						ELECTRICITY 9/4-10/2/19			
					110 027 255 212	10/10/2019	20190071	10/25/19	76.29
						ELECTRICITY 9/4-10/2/19			
					110 035 032 231	10/21/2019	20190071	10/25/19	72.60
						ELECTRICITY 9/18-10/15/19			
					110 043 216 677	10/18/2019	20190071	10/25/19	18.06
						ELECTRICITY 9/18-10/16/19			
					110 043 772 851	10/18/2019	20190071	10/25/19	69.48
						ELECTRICITY 9/17-10/15/19			
					110 051 994 108	10/22/2019	20190071	10/25/19	83.20
						ELECTRICITY 9/19-10/17/19			
					110 094 772 677	10/22/2019	20190071	10/25/19	7.21
						ELECTRICITY 9/20-10/18/19			
						CHECK	268552	TOTAL:	1,465.34
268553	10/25/2019	PRTD	2041 ILLUMINATING COMPANY	110 022 610 551	10/09/2019	20190071	10/25/19	185.13	
						ELECTRICITY 9/4-10/2/19			
					110 022 610 825	10/10/2019	20190071	10/25/19	176.55
						ELECTRICITY 9/4-10/2/19			
					110 023 655 019	10/14/2019	20190071	10/25/19	280.03
						ELECTRICITY 9/11-10/9/19			
					110 023 757 963	10/14/2019	20190071	10/25/19	124.96
						ELECTRICITY 9/11-10/9/19			
					110 023 758 177	10/14/2019	20190071	10/25/19	255.51
						ELECTRICITY 9/11-10/9/19			
					110 024 681 857	10/18/2019	20190071	10/25/19	97.67
						ELECTRICITY 9/17-10/15/19			
					110 024 857 184	10/15/2019	20190071	10/25/19	169.18
						ELECTRICITY 9/12-10/10/19			

A/P CASH DISBURSEMENTS

CASH ACCOUNT: 0000000 100000 Cash
 CHECK NO CHK DATE TYPE VENDOR NAME

CHECK NO	CHK DATE	TYPE	VENDOR NAME	VOUCHER	INVOICE	INV DATE	PO	CHECK RUN	NET
						INVOICE DTL DESC			
Invoice: 110 025 329 738				110 025 329 738		10/22/2019	20190071	10/25/19	111.99
						ELECTRICITY 9/19-10/17/19			
Invoice: 110 025 373 728				110 025 373 728		10/22/2019	20190071	10/25/19	87.58
						ELECTRICITY 9/19-10/17/19			
Invoice: 110 025 567 659				110 025 567 659		10/18/2019	20190071	10/25/19	85.35
						ELECTRICITY 9/17-10/15/19			
Invoice: 110 025 995 876				110 025 995 876		10/10/2019	20190071	10/25/19	114.97
						ELECTRICITY 9/7-10/7/19			
Invoice: 110 026 259 819				110 026 259 819		10/18/2019	20190071	10/25/19	158.94
						ELECTRICITY 9/14-10/15/19			
Invoice: 110 026 590 007				110 026 590 007		10/15/2019	20190071	10/25/19	712.71
						ELECTRICITY 9/12-10/10/19			
Invoice: 110 042 621 232				110 042 621 232		10/18/2019	20190071	10/25/19	352.09
						ELECTRICITY 9/18-10/15/19			
Invoice: 110 046 560 949				110 046 560 949		10/18/2019	20190071	10/25/19	194.24
						ELECTRICITY 9/18-10/15/19			
Invoice: 110 055 200 171				110 055 200 171		10/21/2019	20190071	10/25/19	477.98
						ELECTRICITY 9/18-10/15/19			
Invoice: 110 074 383 016				110 074 383 016		10/16/2019	20190071	10/25/19	2,228.46
						ELECTRICITY 9/13-10/11/19			
Invoice: 110 074 383 024				110 074 383 024		10/16/2019	20190071	10/25/19	208.33
						ELECTRICITY 9/13-10/11/19			
Invoice: 110 076 147 419				110 076 147 419		10/18/2019	20190071	10/25/19	478.17
						ELECTRICITY 9/17-10/15/19			
Invoice: 110 078 516 017				110 078 516 017		10/18/2019	20190071	10/25/19	833.40
						ELECTRICITY 9/17-10/15/19			
Invoice: 110 097 126 731				110 097 126 731		10/18/2019	20190071	10/25/19	428.02
						ELECTRICITY 9/14-10/14/19			
Invoice: 110 102 536 718				110 102 536 718		10/21/2019	20190071	10/25/19	209.23
						ELECTRICITY 9/18-10/16/19			
Invoice: 110 104 630 246				110 104 630 246		10/18/2019	20190071	10/25/19	208.76
						ELECTRICITY 9/17-10/15/19			
Invoice: 110 109 550 910				110 109 550 910		10/18/2019	20190071	10/25/19	1,275.15
						ELECTRICITY 9/17-10/15/19			

A/P CASH DISBURSEMENTS

CASH ACCOUNT: 0000000 100000		Cash		VOUCHER	INVOICE	INV DATE	PO	CHECK RUN	NET
CHECK NO	CHK DATE	TYPE	VENDOR NAME						
INVOICE DTL DESC									
								CHECK 268553 TOTAL:	9,454.40
268554	10/25/2019	PRTD	464 J. C. MURRAY, LLC	007		09/12/2019	20192295	10/25/19	4,774.08
			Invoice: 007			1840/1842	COLUMBUS ROAD RENT	10/1/19-9/30/20	
								CHECK 268554 TOTAL:	4,774.08
268555	10/25/2019	PRTD	473 JD STRIPING & SERVIC	APPL.#1F-BID 6434		09/28/2019	20191849	10/25/19	102,172.30
			Invoice: APPL.#1F-BID 6434			2019	PAVEMENT MARKINGS		
								CHECK 268555 TOTAL:	102,172.30
268556	10/25/2019	PRTD	483 JOSHEN PAPER & PACKA	14565636		10/15/2019	20183109	10/25/19	493.78
			Invoice: 14565636				PAPER PRODUCTS/TRASH CAN LINERS	BID 6356	
			Invoice: 14566153	14566153		10/16/2019	20183130	10/25/19	611.40
							PAPER PRODUCTS/TRASH CAN LINERS	BID 6356	
			Invoice: 14566184	14566184		10/16/2019	20183079	10/25/19	222.04
							PAPER PRODUCTS/TRASH CAN LINERS	BID 6356	
			Invoice: 14567023	14567023		10/17/2019	20183111	10/25/19	323.56
							PAPER PRODUCTS/TRASH CAN LINERS	BID 6356	
			Invoice: 14567052	14567052		10/17/2019	20183060	10/25/19	1,014.20
							PAPER PRODUCTS/TRASH CAN LINERS	BID 6356	
			Invoice: 14567713	14567713		10/18/2019	20182991	10/25/19	115.90
							PAPER PRODUCTS/TRASH CAN LINERS	BID 6356	
			Invoice: 14568642	14568642		10/22/2019	20183170	10/25/19	66.73
							PAPER PRODUCTS/TRASH CAN LINERS	BID 6356	
			Invoice: 14568642*	14568642*		10/22/2019	20191440	10/25/19	416.54
							PAPER PRODUCTS/TRASH CAN LINERS		
			Invoice: 14568702	14568702		10/22/2019	20183170	10/25/19	66.73
							PAPER PRODUCTS/TRASH CAN LINERS	BID 6356	
			Invoice: 14568702*	14568702*		10/22/2019	20191440	10/25/19	416.54
							PAPER PRODUCTS/TRASH CAN LINERS		
								CHECK 268556 TOTAL:	3,747.42
268557	10/25/2019	PRTD	486 JWS WHOLESALE BAIT,	10/8/19-BOATHOUSE		10/08/2019	20190688	10/25/19	75.00
			Invoice: 10/8/19-BOATHOUSE				BAIT FOR RESALE		

A/P CASH DISBURSEMENTS

CASH ACCOUNT: 0000000 100000 Cash
 CHECK NO CHK DATE TYPE VENDOR NAME

CHECK NO	CHK DATE	TYPE	VENDOR NAME	VOUCHER	INVOICE	INV DATE	PO	CHECK RUN	NET
						INVOICE DTL DESC			
						CHECK	268557	TOTAL:	75.00
268558	10/25/2019	PRTD	2176 KLYN NURSERIES, INC		174149	10/14/2019	20190876	10/25/19	2,069.90
			Invoice: 174149			PLANT MATERIAL			
			Invoice: 174170		174170	10/15/2019	20192257	10/25/19	7,040.00
						TREES FOR LAKEFRONT			
			Invoice: 174547		174547	10/21/2019	20190876	10/25/19	300.00
						FREIGHT INV 174149			
						CHECK	268558	TOTAL:	9,409.90
268559	10/25/2019	PRTD	504 KURTZ BROS., INC.		C00828677	09/30/2019	20192169	10/25/19	451.00
			Invoice: C00828677			TOPSOIL - BID 6424			
			Invoice: C00830612		C00830612	10/10/2019	20192098	10/25/19	451.00
						TOPSOIL - BID 6424			
			Invoice: C00830613		C00830613	10/10/2019	20192098	10/25/19	451.00
						TOPSOIL - BID 6424			
			Invoice: C00830614		C00830614	10/10/2019	20192098	10/25/19	451.00
						TOPSOIL - BID 6424			
			Invoice: C00830615		C00830615	10/10/2019	20192098	10/25/19	451.00
						TOPSOIL - BID 6424			
			Invoice: C00831743		C00831743	10/17/2019	20192098	10/25/19	451.00
						TOPSOIL - BID 6424			
			Invoice: C00831744		C00831744	10/17/2019	20192098	10/25/19	451.00
						TOPSOIL - BID 6424			
			Invoice: C00831746		C00831746	10/17/2019	20192098	10/25/19	451.00
						TOPSOIL - BID 6424			
			Invoice: C00765610CR(261634)		C00765610CR(261634)	11/15/2018		10/25/19	-46.20
						CREDIT FOR OVERPAYMENT			
						CHECK	268559	TOTAL:	3,561.80
268560	10/25/2019	PRTD	2208 LAKE ERIE GRAPHICS		VG30188	10/07/2019	20191656	10/25/19	365.00
			Invoice: VG30188			POLICE SUV GRAPHICS REPAIR			
						CHECK	268560	TOTAL:	365.00

A/P CASH DISBURSEMENTS

CASH ACCOUNT: 0000000 100000		Cash							
CHECK NO	CHK DATE	TYPE	VENDOR NAME	VOUCHER	INVOICE	INV DATE	PO	CHECK RUN	NET
INVOICE DTL DESC									
268561	10/25/2019	PRTD	10161 LATHAM & WATKINS LLP		1900203036	10/04/2019	20192166	10/25/19	16,844.00
			Invoice: 1900203036					FORESTRY CARBON DEVELOPMENT CONSULTING	
								CHECK 268561 TOTAL:	16,844.00
268562	10/25/2019	PRTD	3751 MARK ANDY PRINT PROD		SIN211701	10/15/2019	20192262	10/25/19	4,170.53
			Invoice: SIN211701					PRINTING PLATES	
								CHECK 268562 TOTAL:	4,170.53
268563	10/25/2019	PRTD	554 MAX PACK		422754	10/08/2019	20192225	10/25/19	1,410.00
			Invoice: 422754					BOO AT THE ZOO TREAT BAGS	
								CHECK 268563 TOTAL:	1,410.00
268564	10/25/2019	PRTD	2336 MEDINA SUPPLY CO		2059014	09/30/2019	20190781	10/25/19	3,277.50
			Invoice: 2059014					CONCRETE BID 6384	
			Invoice: 2064503		2064503	10/10/2019	20190781	10/25/19	3,580.00
			Invoice: 2065633		2065633	10/11/2019	20190781	10/25/19	3,048.00
			Invoice: 2064160		2064160	10/09/2019	20192191	10/25/19	1,278.00
								CONCRETE BID 6384	
								CHECK 268564 TOTAL:	11,183.50
268565	10/25/2019	PRTD	2349 MICHAEL BAKER INTERN		11	10/03/2019	20172487	10/25/19	14,417.73
			Invoice: 11					RED LINE GREENWAY PROJECT	
								CHECK 268565 TOTAL:	14,417.73
268566	10/25/2019	PRTD	591 ZOOM CAR WASH		AUGUST 2019	09/01/2019	20190431	10/25/19	36.00
			Invoice: AUGUST 2019					CAR WASHES	
			Invoice: 00119		00119	09/30/2019	20190431	10/25/19	42.00
								CAR WASHES-SEPT	
								CHECK 268566 TOTAL:	78.00
268567	10/25/2019	PRTD	597 MORGAN LINEN		1256956	09/11/2019	20190904	10/25/19	97.41
			Invoice: 1256956					TOWELS/LINENS-E 55TH	

A/P CASH DISBURSEMENTS

CASH ACCOUNT: 0000000 100000		Cash							
CHECK NO	CHK DATE	TYPE	VENDOR NAME	VOUCHER	INVOICE	INV DATE	PO	CHECK RUN	NET
Invoice: 1260406					1260406	09/18/2019	20190904	10/25/19	97.41
						TOWELS/LINENS-E 55TH			
Invoice: 1263807					1263807	09/25/2019	20190904	10/25/19	97.41
						TOWELS/LINENS-E 55TH			
Invoice: 1267309					1267309	10/02/2019	20190904	10/25/19	88.53
						TOWELS/LINENS-E 55TH			
Invoice: 1270751					1270751	10/09/2019	20190904	10/25/19	88.53
						TOWELS/LINENS-E 55TH			
						CHECK	268567	TOTAL:	469.29
268568	10/25/2019	PRTD	605 MULTI FLOW DISPENSER		3530546	10/09/2019	20182580	10/25/19	25.50
Invoice: 3530546						STA-FULL PROGRAM-MERWINS			
						CHECK	268568	TOTAL:	25.50
268569	10/25/2019	PRTD	2411 N.A.S. INC		13703	10/11/2019	20190796	10/25/19	197.00
Invoice: 13703						LIVE BAIT-ENM			
Invoice: 14807					14807	10/08/2019	20190796	10/25/19	100.00
						LIVE BAIT-E 55TH			
						CHECK	268569	TOTAL:	297.00
268570	10/25/2019	PRTD	2443 NORTHEAST OHIO REGIO		0292950001	10/11/2019	20190058	10/25/19	63.38
Invoice: 0292950001						SEWER 9/11-10/10/19			
Invoice: 1967290002					1967290002	10/08/2019	20190058	10/25/19	1,484.51
						SEWER 9/5-10/4/19			
Invoice: 2810602917					2810602917	10/11/2019	20190058	10/25/19	15.86
						SEWER 9/11-10/10/19			
Invoice: 3366979712					3366979712	10/09/2019	20190058	10/25/19	91.90
						SEWER 9/9-10/8/19			
Invoice: 6266780000					6266780000	10/10/2019	20190058	10/25/19	129.92
						SEWER 9/9-10/8/19			
Invoice: 7533950001					7533950001	10/11/2019	20190058	10/25/19	15.86
						SEWER 9/11-10/10/19			
Invoice: 8365160000					8365160000	10/08/2019	20190058	10/25/19	147.58
						SEWER 9/6-10/7/19			
					8965380000	10/08/2019	20190058	10/25/19	166.41

A/P CASH DISBURSEMENTS

CASH ACCOUNT:	0000000	100000	Cash								
CHECK NO	CHK DATE	TYPE	VENDOR NAME	VOUCHER	INVOICE	INV DATE	PO	CHECK RUN	NET		
Invoice: 8965380000						INVOICE DTL DESC SEWER 9/6-10/7/19					
								CHECK 268570 TOTAL:	2,115.42		
268571	10/25/2019	PRTD	623 NEW BEGINNINGS MOVIN		10/12/19	10/12/2019	20190859	10/25/19	3,433.99		
	Invoice: 10/12/19					RISING WATERS TENT TAKE DOWN					
								CHECK 268571 TOTAL:	3,433.99		
268572	10/25/2019	PRTD	634 NORTH ROYALTON, CITY		759	10/11/2019	20190403	10/25/19	80.00		
	Invoice: 759					PRISONER HOUSING					
								CHECK 268572 TOTAL:	80.00		
268573	10/25/2019	PRTD	636 NORTHCOAST POLYTECHN		9400	10/11/2019	20192282	10/25/19	400.00		
	Invoice: 9400					REGISTRATION-NATION					
								CHECK 268573 TOTAL:	400.00		
268574	10/25/2019	PRTD	2479 NORTHERN HASEROT		915295	09/05/2019	20181139	10/25/19	1,642.45		
	Invoice: 915295					CONCESSION SS 6307-E 55TH					
					967673	10/11/2019	20192222	10/25/19	302.76		
	Invoice: 967673					RAISE THE ROOF EVENT					
								CHECK 268574 TOTAL:	1,945.21		
268575	10/25/2019	PRTD	2479 BRANDT MEAT COMPANY		967301	10/11/2019	20181139	10/25/19	527.63		
	Invoice: 967301					MERWIN'S WHARF SS#6307					
								CHECK 268575 TOTAL:	527.63		
268576	10/25/2019	PRTD	645 NORTHFIELD NORTH, IN		3502	09/30/2019	20190404	10/25/19	30.00		
	Invoice: 3502					CAR WASHES-SEPT					
								CHECK 268576 TOTAL:	30.00		
268577	10/25/2019	PRTD	1624 NUTRIEN AG SOLUTIONS		40650989	10/14/2019	20190948	10/25/19	5,030.00		
	Invoice: 40650989					FUNGICIDE BID 6386					
					40650988	10/14/2019	20190948	10/25/19	1,000.00		
	Invoice: 40650988					FUNGICIDE BID 6386					

A/P CASH DISBURSEMENTS

CASH ACCOUNT: 0000000 100000		Cash									
CHECK NO	CHK DATE	TYPE	VENDOR NAME	VOUCHER	INVOICE	INV DATE	PO	CHECK RUN	NET		
						INVOICE DTL DESC					
						CHECK	268577	TOTAL:	6,030.00		
268578	10/25/2019	PRTD	2496 O C TANNER RECOGNITI	942729743		10/17/2019	20191552	10/25/19	179.24		
		Invoice: 942729743				SERVICE AWARDS					
						CHECK	268578	TOTAL:	179.24		
268579	10/25/2019	PRTD	2499 OCCUPATIONAL HEALTH	903074201		10/16/2019	20182189	10/25/19	190.00		
		Invoice: 903074201				EMPLOYMENT EXPENSE		10/9-10/11/19			
						CHECK	268579	TOTAL:	190.00		
268580	10/25/2019	PRTD	2523 ODJFS	0805937-00-0		10/07/2019	20190140	10/25/19	332.44		
		Invoice: 0805937-00-0				UNEMPLOYMENT COMPENSATION-AUG					
						CHECK	268580	TOTAL:	332.44		
268581	10/25/2019	PRTD	2541 OHIO HOOD CLEANING S	2364		09/25/2019	20181823	10/25/19	225.00		
		Invoice: 2364				HOOD CLEANING-CHALET					
						CHECK	268581	TOTAL:	225.00		
268582	10/25/2019	PRTD	676 OHIO STATE UNIVERSIT	2019-1		10/21/2019	20182979	10/25/19	33,000.00		
		Invoice: 2019-1				SUBSIDY FOR VALERIE HURA					
						CHECK	268582	TOTAL:	33,000.00		
268583	10/25/2019	PRTD	2593 ORLANDO BAKING CO	191017299049		10/17/2019	20181603	10/25/19	44.57		
		Invoice: 191017299049				CONCESSION SS 6307-SLEEPY					
				191017252037		10/17/2019	20181603	10/25/19	49.85		
		Invoice: 191017252037				CONCESSION SS 6307-BIG MET					
				191010212052		10/10/2019	20181131	10/25/19	58.00		
		Invoice: 191010212052				CONCESSION SS 6307-MERWINS					
						CHECK	268583	TOTAL:	152.42		
268584	10/25/2019	PRTD	999999 JANET DRAGANIC	REFUND		10/23/2019		10/25/19	550.00		
		Invoice: REFUND				BUS TRIP CANCELLATION-JANET DRAGANIC					
						CHECK	268584	TOTAL:	550.00		

A/P CASH DISBURSEMENTS

CASH ACCOUNT: 0000000 100000			Cash						
CHECK NO	CHK DATE	TYPE	VENDOR NAME	VOUCHER	INVOICE	INV DATE	PO	CHECK RUN	NET
INVOICE DTL DESC									
268585	10/25/2019	PRTD	999999 TINA SEME		REFUND	10/23/2019		10/25/19	550.00
	Invoice: REFUND					BUS TRIP CANCELLATION-TINA SEME			
						CHECK	268585	TOTAL:	550.00
268586	10/25/2019	PRTD	7625 PATRIOT CONTRACTORS		2019-5890	10/09/2019	20192251	10/25/19	24,300.00
	Invoice: 2019-5890					PORTABLE LIGHT TOWERS			
						CHECK	268586	TOTAL:	24,300.00
268587	10/25/2019	PRTD	2636 PEARL-BROOKPARK CAR		093019	09/30/2019	20190420	10/25/19	15.21
	Invoice: 093019					CAR WASHES			
					093019*	09/30/2019	20191519	10/25/19	15.21
	Invoice: 093019*					CAR WASHES			
						CHECK	268587	TOTAL:	30.42
268588	10/25/2019	PRTD	3436 PERLA PIEROGIES		2777	10/10/2019	20181101	10/25/19	187.50
	Invoice: 2777					CONCESSION SS 6307-MERWINS			
						CHECK	268588	TOTAL:	187.50
268589	10/25/2019	PRTD	712 PETLABS DIAGNOSTIC L		30562	10/01/2019	20190219	10/25/19	423.65
	Invoice: 30562					LAB FEES			
						CHECK	268589	TOTAL:	423.65
268590	10/25/2019	PRTD	714 PETTY GROUP, LLC		15377	07/25/2019	20191534	10/25/19	10,523.43
	Invoice: 15377					WENDY PARK 4' TEMP FENCE PANEL			
						CHECK	268590	TOTAL:	10,523.43
268591	10/25/2019	PRTD	8741 PRECISION INDUSTRIAL		995224	09/30/2019	20190037	10/25/19	249.99
	Invoice: 995224					CARPET CLEANING-WCSC			
						CHECK	268591	TOTAL:	249.99
268592	10/25/2019	PRTD	9024 PROFORMA		9031509183	10/14/2019	20192197	10/25/19	259.26
	Invoice: 9031509183					UNIFORMS BID 6390			
						CHECK	268592	TOTAL:	259.26

A/P CASH DISBURSEMENTS

CASH ACCOUNT: 0000000 100000 Cash
 CHECK NO CHK DATE TYPE VENDOR NAME

CHECK NO	CHK DATE	TYPE	VENDOR NAME	VOUCHER	INVOICE	INV DATE	PO	CHECK RUN	NET
268593	10/25/2019	PRTD	2774 REPUBLIC SERVICES #2		0224-008374975	09/15/2019	20191313	10/25/19	920.55
			Invoice: 0224-008374975						
			Invoice: 0224-008374975		0224-008374975	09/15/2019	20191352	10/25/19	32.00
			Invoice: 0224-008409287		0224-008409287	09/30/2019	20191327	10/25/19	34.00
			Invoice: 0224-008409287		0224-008409287	09/30/2019	20191174	10/25/19	105.00
			Invoice: 0224-008409287		0224-008409287	09/30/2019	20191328	10/25/19	15.00
			Invoice: 0224-008409287		0224-008409287	09/30/2019	20191329	10/25/19	26.00
			Invoice: 0224-008409287		0224-008409287	09/30/2019	20191380	10/25/19	792.72
			Invoice: 0224-008409287		0224-008409287	09/30/2019	20191330	10/25/19	768.21
			Invoice: 0224-008409287		0224-008409287	09/30/2019	20191274	10/25/19	45.00
			Invoice: 0224-008409287		0224-008409287	09/30/2019	20191221	10/25/19	623.28
			Invoice: 0224-008409287		0224-008409287	09/30/2019	20191157	10/25/19	17.00
			Invoice: 0224-008409287		0224-008409287	09/30/2019	20191289	10/25/19	5,102.65
			Invoice: 0224-008409287		0224-008409287	09/30/2019	20191222	10/25/19	49.00
			Invoice: 0224-008409287		0224-008409287	09/30/2019	20191409	10/25/19	176.00
			Invoice: 0224-008409287		0224-008409287	09/30/2019	20191228	10/25/19	2,631.95
			Invoice: 0224-008409287		0224-008409287	09/30/2019	20191241	10/25/19	17.00
			Invoice: 0224-008409287		0224-008409287	09/30/2019	20191383	10/25/19	32.00

A/P CASH DISBURSEMENTS

CASH ACCOUNT: 0000000 100000		Cash							
CHECK NO	CHK DATE	TYPE	VENDOR NAME	VOUCHER	INVOICE	INV DATE	PO	CHECK RUN	NET
INVOICE DTL DESC									
268599	10/25/2019	PRTD	825 SERVICE WET GRINDING		989883	10/11/2019	20190347	10/25/19	22.50
			Invoice: 989883						
					983777	09/18/2019	20190347	10/25/19	60.00
			Invoice: 983777						
					986197	09/25/2019	20190347	10/25/19	27.00
			Invoice: 986197						
					988407	10/02/2019	20190347	10/25/19	27.00
			Invoice: 988407						
								CHECK 268599 TOTAL:	136.50
268600	10/25/2019	PRTD	832 JEFFERSON MATERIALS		519488	10/09/2019	20191774	10/25/19	484.15
			Invoice: 519488						
					521463	10/16/2019	20192308	10/25/19	302.73
			Invoice: 521463						
								CHECK 268600 TOTAL:	786.88
268601	10/25/2019	PRTD	836 SHUTTLE'S		173992	10/10/2019	20190098	10/25/19	112.00
			Invoice: 173992						
					174338	10/10/2019	20190098	10/25/19	78.00
			Invoice: 174338						
					174412	10/10/2019	20190098	10/25/19	39.00
			Invoice: 174412						
					174455	10/10/2019	20190098	10/25/19	75.00
			Invoice: 174455						
					174456	10/10/2019	20190098	10/25/19	112.50
			Invoice: 174456						
								CHECK 268601 TOTAL:	416.50
268602	10/25/2019	PRTD	2872 SIGNATURE CONTROL SY		INV30108922	10/17/2019	20191059	10/25/19	630.00
			Invoice: INV30108922						
								CHECK 268602 TOTAL:	630.00
268603	10/25/2019	PRTD	857 SOLON, CITY OF		MS010603	10/16/2019	20190434	10/25/19	340.00
			Invoice: MS010603						

A/P CASH DISBURSEMENTS

CASH ACCOUNT: 0000000 100000		Cash							
CHECK NO	CHK DATE	TYPE	VENDOR NAME	VOUCHER	INVOICE	INV DATE	PO	CHECK RUN	NET
						INVOICE DTL DESC			
						CHECK	268603	TOTAL:	340.00
268604	10/25/2019	PRTD	884 ALLIED CORPORATION		518164	10/02/2019	20191756	10/25/19	32,884.15
		Invoice: 518164				ASPHALT	BID 6383		
		Invoice: 518164*			518164*	10/02/2019	20191925	10/25/19	360.83
						ASPHALT	BID 6383		
						CHECK	268604	TOTAL:	33,244.98
268605	10/25/2019	PRTD	895 SURETY TITLE AGENCY,		19-129C	10/17/2019	20192325	10/25/19	1,301.18
		Invoice: 19-129C				LAND ACQUISITION-VL	HILLTOP RD		
						CHECK	268605	TOTAL:	1,301.18
268606	10/25/2019	PRTD	900 SYLVESTER TRUCK & TI		02-250201	10/16/2019	20190376	10/25/19	1,158.56
		Invoice: 02-250201				TIRES	BID 6404		
						CHECK	268606	TOTAL:	1,158.56
268607	10/25/2019	PRTD	3002 SYSCO FOOD SERVICES		215806732	10/09/2019	20182194	10/25/19	74.58
		Invoice: 215806732				NON FOOD ITEMS SS	6307-CHALET		
		Invoice: 215806732*			215806732*	10/09/2019	20191653	10/25/19	42.28
						CONCESSION BID	6429-CHALET		
		Invoice: 215386780**			215386780**	02/13/2019	20191653	10/25/19	-39.23
						CONCESSION BID	6429 CREDIT-CHALET		
		Invoice: 215793790			215793790	10/02/2019	20182194	10/25/19	11.05
						NON FOOD ITEMS SS	6307-CHALET		
		Invoice: 215824474			215824474	10/19/2019	20182194	10/25/19	168.96
						NON FOOD ITEMS SS	6307-CHALET		
		Invoice: 215824474*			215824474*	10/19/2019	20191653	10/25/19	16.76
						CONCESSION BID	6429-CHALET		
		Invoice: 215830367			215830367	10/23/2019	20182194	10/25/19	39.07
						NON BID ITEMS SS	6307-CHALET		
		Invoice: 215830367*			215830367*	10/23/2019	20191653	10/25/19	16.76
						CONCESSION BID	6429-CHALET		
						CHECK	268607	TOTAL:	330.23

A/P CASH DISBURSEMENTS

CASH ACCOUNT: 0000000 100000			Cash							
CHECK NO	CHK DATE	TYPE	VENDOR NAME	VOUCHER	INVOICE	INV DATE	PO	CHECK RUN	NET	
INVOICE DTL DESC										
268608	10/25/2019	PRTD	3061 TIME WARNER CABLE-NE		01042-228116802-2001	10/14/2019	20190097	10/25/19	325.75	
			Invoice: 01042-228116802-2001							
								CHECK 268608 TOTAL:	325.75	
268609	10/25/2019	PRTD	959 TRICO ATM LEASING, I		50176	10/03/2019	20190295	10/25/19	56.50	
			Invoice: 50176							
								CHECK 268609 TOTAL:	56.50	
268610	10/25/2019	PRTD	5665 UNITED RENTALS (NORT		168756311-006	10/10/2019	20191048	10/25/19	180.00	
			Invoice: 168756311-006							
			Invoice: 168756326-006		168756326-006	10/10/2019	20191048	10/25/19	144.00	
			Invoice: 168756347-006		168756347-006	10/10/2019	20191048	10/25/19	500.00	
			Invoice: 174879273-001		174879273-001	10/12/2019	20192066	10/25/19	2,648.00	
			Invoice: 158772257-018		158772257-018	10/15/2019	20191048	10/25/19	144.00	
			Invoice: 162450073-013		162450073-013	10/15/2019	20191048	10/25/19	144.00	
								CHECK 268610 TOTAL:	3,760.00	
268611	10/25/2019	PRTD	977 UTZ QUALITY FOODS, I		753503599	10/17/2019	20181598	10/25/19	97.89	
			Invoice: 753503599							
			Invoice: 751902592		751902592	10/15/2019	20181598	10/25/19	117.64	
								CHECK 268611 TOTAL:	215.53	
268612	10/25/2019	PRTD	978 VALLEY RIDING INC		28777	08/31/2019	20190745	10/25/19	80.00	
			Invoice: 28777							
			Invoice: 28778		28778	08/29/2019	20190745	10/25/19	8,640.00	
								CHECK 268612 TOTAL:	8,720.00	

A/P CASH DISBURSEMENTS

CASH ACCOUNT: 0000000 100000		Cash									
CHECK NO	CHK DATE	TYPE	VENDOR NAME	VOUCHER	INVOICE	INV DATE	PO	CHECK RUN	NET		
INVOICE DTL DESC											
268613	10/25/2019	PRTD	3517 VICTOR STANLEY, INC.		SI44151	10/18/2019	20192112	10/25/19	2,072.00		
			Invoice: SI44151			DOME TRASH LIDS					
								CHECK	268613	TOTAL:	2,072.00
268614	10/25/2019	PRTD	3197 GRAINGER		9326932838	10/17/2019	20182722	10/25/19	395.90		
			Invoice: 9326932838			JANITORIAL SUPPLIES COOP#6306					
			Invoice: 9326932846		9326932846	10/17/2019	20182722	10/25/19	1,046.43		
					JANITORIAL SUPPLIES COOP#6306						
								CHECK	268614	TOTAL:	1,442.33
268615	10/25/2019	PRTD	4610 WINDCAVE INC.		1391647	09/30/2019	20160279	10/25/19	245.00		
			Invoice: 1391647			WALK CREDIT CARD PROCESSING FEES					
								CHECK	268615	TOTAL:	245.00
268616	10/25/2019	PRTD	3830 WINZER		6485768	10/21/2019	20190108	10/25/19	493.51		
			Invoice: 6485768			MISC. HARDWARE					
								CHECK	268616	TOTAL:	493.51
268617	10/25/2019	PRTD	1037 WOODHILL SUPPLY, INC		S2142360.001	10/11/2019	20192161	10/25/19	1,712.20		
			Invoice: S2142360.001			PIPES/FITTINGS FOR RAINFOREST PROJECT					
			Invoice: S2142584-001		S2142584-001	10/11/2019	20192161	10/25/19	-165.35		
					PIPES/FITTING CREDIT FOR RAINFOREST PROJECT						
			Invoice: S2142584-002		S2142584-002	10/11/2019	20192161	10/25/19	-274.48		
					PIPES/FITTINGS FOR RAINFOREST PROJECT						
								CHECK	268617	TOTAL:	1,272.37
						NUMBER OF CHECKS	119	*** CASH ACCOUNT TOTAL ***	727,873.41		
						TOTAL PRINTED CHECKS	COUNT	AMOUNT			
							119	727,873.41			
									*** GRAND TOTAL ***	727,873.41	

A/P CASH DISBURSEMENTS

CASH ACCOUNT: 0000000 100000		Cash							
CHECK NO	CHK DATE	TYPE	VENDOR NAME	VOUCHER	INVOICE	INV DATE	PO	CHECK RUN	NET
						INVOICE DTL DESC			
268618	11/01/2019	PRTD	8 A. M. CAR WASH SERVI		1469JM	10/21/2019	20190419	11/01/19	192.00
			Invoice: 1469JM			CAR WASHES 7/28/19-8/30/19			
						CHECK	268618	TOTAL:	192.00
268619	11/01/2019	PRTD	17 ABC FIRE INC	P	141036	08/30/2019	20191872	11/01/19	2,700.00
			Invoice: P 141036			DOMESTIC/WET/DRY SPRINKLER SYSTEM INSPECT-ZOO			
			Invoice: P 1401290	P	1401290	07/31/2019	20191872	11/01/19	3,204.20
						FIRE EXTINGUISHER INSPECTIONS-ZOO			
			Invoice: P 141035	P	141035	08/30/2019	20191872	11/01/19	2,376.00
						FIRE ALARM INSPECTIONS-ZOO			
			Invoice: P 142162	P	142162	10/17/2019	20191872	11/01/19	172.50
						WET SINGLE TANK INSPECTION-ZOO			
						CHECK	268619	TOTAL:	8,452.70
268620	11/01/2019	PRTD	6314 ADMAR		30003676-0001	10/25/2019	20192301	11/01/19	715.00
			Invoice: 30003676-0001			ELECTRIC BOOM LIFT RENTAL 10/18/19-10/22/19			
						CHECK	268620	TOTAL:	715.00
268621	11/01/2019	PRTD	1165 AMERICAN RED CROSS		22234262	10/23/2019	20190153	11/01/19	96.53
			Invoice: 22234262			BABYSITTERS TRAINING CERTIFICATION FEES			
						CHECK	268621	TOTAL:	96.53
268622	11/01/2019	PRTD	7084 AMERICAN SEALANTS IN		1934 F	10/01/2019	20191786	11/01/19	20,492.00
			Invoice: 1934 F			ZOO BEAVER EXHIBIT REFURBISHMENT			
						CHECK	268622	TOTAL:	20,492.00
268623	11/01/2019	PRTD	1170 AMERIGAS PROPANE LP		804434473	10/25/2019	20183577	11/01/19	22.99
			Invoice: 804434473			CYLINDER PROPANE-ZOO			
			Invoice: 804434478		804434478	10/25/2019	20183751	11/01/19	260.54
						HEATING PROPANE-SENECA			
						CHECK	268623	TOTAL:	283.53
268624	11/01/2019	PRTD	3559 AMERIWASTE		217607	08/31/2019	20192163	11/01/19	12,855.83
			Invoice: 217607			ZOO HAZARDOUS WASTE DISPOSAL			

A/P CASH DISBURSEMENTS

CASH ACCOUNT: 0000000 100000 Cash
 CHECK NO CHK DATE TYPE VENDOR NAME

CHECK NO	CHK DATE	TYPE	VENDOR NAME	VOUCHER	INVOICE	INV DATE	PO	CHECK RUN	NET
						CHECK 268624 TOTAL: 12,855.83			
268625	11/01/2019	PRTD	70 ANTIGUA GROUP, INC.		AIN-0992256	10/25/2019	20191936	11/01/19	158.94
			Invoice: AIN-0992256		GOLF MDSE. FOR RESALE				
						CHECK 268625 TOTAL: 158.94			
268626	11/01/2019	PRTD	1197 ARAMARK SERVICES INC		630625300-002881	10/09/2019	20190865	11/01/19	696.75
			Invoice: 630625300-002881		RHODES SCHOOL OF ENVIRONMENTAL STUDIES		10/8/19		
			Invoice: 630625300-002908		630625300-002908	10/23/2019	20192309	11/01/19	3,097.00
					BOO AT THE ZOO CHARACTER DINNER		10/20/19		
			Invoice: 630625300-002915		630625300-002915	10/29/2019	20192335	11/01/19	3,097.00
					BOO AT THE ZOO CHARACTER DINNER		10/27/19		
						CHECK 268626 TOTAL: 6,890.75			
268627	11/01/2019	PRTD	1199 ARAMARK UNIFORM SERV		996137519	10/23/2019	20191846	11/01/19	9.80
			Invoice: 996137519		MAT SERVICE RFP#6401-WILDWOOD MGMT.				
			Invoice: 996137520		996137520	10/23/2019	20191846	11/01/19	15.80
					MAT SERVICE RFP#6401-EUCLID				
			Invoice: 996137594		996137594	10/23/2019	20191949	11/01/19	9.27
					MAT SERVICE RFP#6401-MERWIN'S				
			Invoice: 996137625		996137625	10/23/2019	20191971	11/01/19	9.70
					MAT SERVICE RFP#6401-BEDFORD				
			Invoice: 996138115		996138115	10/24/2019	20191839	11/01/19	6.45
					MAT SERVICE RFP#6401-CWC				
			Invoice: 996138210		996138210	10/24/2019	20191797	11/01/19	104.85
					MAT SERVICE RFP#6401-R.RIVER FRONT BLDG.				
						CHECK 268627 TOTAL: 155.87			
268628	11/01/2019	PRTD	80 ARNOLD J FELTOON, MD		SEPTEMBER 2019	10/01/2019	20190474	11/01/19	250.00
			Invoice: SEPTEMBER 2019		POLICE HOLDING FACILITY PHYSICIAN SERVICE				
						CHECK 268628 TOTAL: 250.00			
268629	11/01/2019	PRTD	1225 AT & T		216 341-3152 279 0	10/19/2019	20172366	11/01/19	563.32
			Invoice: 216 341-3152 279 0		TELEPHONE 9/20-10/19/19				
					216 431-3280 467 5	10/22/2019	20172366	11/01/19	90.19

A/P CASH DISBURSEMENTS

CASH ACCOUNT: 0000000 100000		Cash								
CHECK NO	CHK DATE	TYPE	VENDOR NAME	VOUCHER	INVOICE	INV DATE	PO	CHECK RUN	NET	
				INVOICE DTL DESC						
Invoice: 216	431-3280	467	5			TELEPHONE	9/23-10/22/19			
				216	736-3030 388 8	10/16/2019	20172366	11/01/19	89.86	
Invoice: 216	736-3030	388	8			TELEPHONE	9/17-10/16/19			
				216	881-1758 338 1	10/16/2019	20172366	11/01/19	201.70	
Invoice: 216	881-1758	338	1			TELEPHONE	9/17-10/16/19			
				440	248-5919 119 0	10/19/2019	20172366	11/01/19	346.81	
Invoice: 440	248-5919	119	0			TELEPHONE	9/20-10/19/19			
				440	617-9343 289 5	10/22/2019	20172366	11/01/19	46.90	
Invoice: 440	617-9343	289	5			TELEPHONE	9/23-10/22/19			
				440	734-7929 919 6	10/19/2019	20172366	11/01/19	168.59	
Invoice: 440	734-7929	919	6			TELEPHONE	9/20-10/19/19			
				440	835-0360 022 5	10/19/2019	20172366	11/01/19	128.69	
Invoice: 440	835-0360	022	5			TELEPHONE	9/20-10/19/19			
				440	842-3312 684 1	10/22/2019	20172366	11/01/19	276.83	
Invoice: 440	842-3312	684	1			TELEPHONE	9/23-10/22/19			
				440	877-1104 159 6	10/19/2019	20172366	11/01/19	178.54	
Invoice: 440	877-1104	159	6			TELEPHONE	9/20-10/19/19			
				440	943-5414 114 7	09/16/2019	20172366	11/01/19	265.82	
Invoice: 440	943-5414	114	7			TELEPHONE	9/17-10/16/19			
				216	961-9178 021 8	10/22/2019	20172366	11/01/19	93.03	
Invoice: 216	961-9178	021	8			TELEPHONE	9/23-10/22/19			
								CHECK 268629 TOTAL:	2,450.28	
268630	11/01/2019	PRTD	1225 AT & T	831-000-3818	538	10/19/2019	20172366	11/01/19	1,036.80	
			Invoice: 831-000-3818	538		RANGER PHONE SYSTEM	10/19/19			
				831-000-6100	341	10/19/2019	20172366	11/01/19	1,038.22	
Invoice: 831-000-6100	341					IP FLEX	10/19/19			
								CHECK 268630 TOTAL:	2,075.02	
268631	11/01/2019	PRTD	1240 AUSTRALIAN OUTBACK P	2571		10/21/2019	20191998	11/01/19	430.00	
			Invoice: 2571			EUCALYPTUS BROWSE	SS#6452			
								CHECK 268631 TOTAL:	430.00	

A/P CASH DISBURSEMENTS

CASH ACCOUNT: 0000000 100000 Cash
 CHECK NO CHK DATE TYPE VENDOR NAME

CHECK NO	CHK DATE	TYPE	VENDOR NAME	VOUCHER	INVOICE	INV DATE	PO	CHECK RUN	NET
INVOICE DTL DESC									
268632	11/01/2019	PRTD	103 BAYCRAFTERS		PAYROLL 10/22/19	10/26/2019		11/01/19	5.00
			Invoice: PAYROLL 10/22/19			EMPLOYEE DEDUCTIONS			
							CHECK	268632 TOTAL:	5.00
268633	11/01/2019	PRTD	108 CITY OF BEDFORD		WILS-000197-0000-01	10/30/2019	20190062	11/01/19	28.47
			Invoice: WILS-000197-0000-01			WATER 8/19-9/20/19			
			Invoice: EGBE-018753-0000-01		EGBE-018753-0000-01	10/30/2019	20190062	11/01/19	231.84
						WATER 8/19-9/23/19			
			Invoice: EGBE-000175-0000-01		EGBE-000175-0000-01	10/30/2019	20190062	11/01/19	28.47
						WATER 8/19-9/20/19			
			Invoice: EGBE-18753A-0000-01		EGBE-18753A-0000-01	10/30/2019		11/01/19	218.88
						WATER 8/8-9/9/19			
							CHECK	268633 TOTAL:	507.66
268634	11/01/2019	PRTD	112 BASIC		10-518833	10/18/2019	20183388	11/01/19	1,110.70
			Invoice: 10-518833					FMLA ADMINISTRATION FEE-OCT 2019	
			Invoice: 70-502299		70-502299	10/15/2019	20190216	11/01/19	1,314.00
								COBRA ADMN. FEE (OCT/NOV/DEC 2019)	
			Invoice: 70-502789		70-502789	10/15/2019	20170435	11/01/19	1,254.40
								FLEXIBLE SPENDING ACCOUNT ADMN. FEE-OCT 2019	
							CHECK	268634 TOTAL:	3,679.10
268635	11/01/2019	PRTD	121 BILL MAXWELL HAY & S		296866	10/08/2019	20192320	11/01/19	4,272.00
			Invoice: 296866					STRAW BID 6417-SITE	
							CHECK	268635 TOTAL:	4,272.00
268636	11/01/2019	PRTD	124 BLAIN'S FOLDING SERV		43826	09/23/2019	20192315	11/01/19	252.00
			Invoice: 43826					TIME TO EXPLORE CUT/FOLD SERVICE	
							CHECK	268636 TOTAL:	252.00
268637	11/01/2019	PRTD	10288 BLU RIPPLE INC.		43128	10/10/2019	20192267	11/01/19	1,548.18
			Invoice: 43128					NON-ELEVATED BLEACHER	
							CHECK	268637 TOTAL:	1,548.18

A/P CASH DISBURSEMENTS

CASH ACCOUNT: 0000000 100000 Cash
 CHECK NO CHK DATE TYPE VENDOR NAME

CHECK NO	CHK DATE	TYPE	VENDOR NAME	VOUCHER	INVOICE	INV DATE	PO	CHECK RUN	NET
INVOICE DTL DESC									
268638	11/01/2019	PRTD	9323 PEPSI-COLA		55736011	10/16/2019	20191026	11/01/19	202.71
			Invoice: 55736011					CONCESSION RFP 6385-HLBH	
			Invoice: 54699252		54699252	10/10/2019	20190906	11/01/19	332.00
								CONCESSION RFP 6385-LITTLE MET	
			Invoice: 51076360		51076360	10/09/2019	20190932	11/01/19	283.38
								RAISE THE ROOF RFP 6385	
								CHECK 268638 TOTAL:	818.09
268639	11/01/2019	PRTD	1356 CHRISTOPHER'S CLOTHI		GUEST1024	10/24/2019	20192240	11/01/19	975.00
			Invoice: GUEST1024					UNIFORM BID 6390	
			Invoice: RRGOLF1028		RRGOLF1028	10/28/2019	20191220	11/01/19	35.00
								UNIFORM BID 6390	
			Invoice: S.CHAGRIN1021		S.CHAGRIN1021	10/18/2019	20190657	11/01/19	200.00
								UNIFORM BID 6390	
			Invoice: GOLF111		GOLF111	11/01/2019	20192330	11/01/19	750.00
								UNIFORM BID 6390	
								CHECK 268639 TOTAL:	1,960.00
268640	11/01/2019	PRTD	145 BUCKEYE DRAFT BEER S		4506339	10/24/2019	20181490	11/01/19	30.00
			Invoice: 4506339					BEER LINE MTCE. SERVICE-SLEEPY	
			Invoice: 6504734		6504734	10/21/2019	20181490	11/01/19	30.00
								BEER LINE MTCE. SERVICE-SHAWNEE	
								CHECK 268640 TOTAL:	60.00
268641	11/01/2019	PRTD	1417 CAMP CHEERFUL		PAYROLL 10/26/19	10/26/2019		11/01/19	216.70
			Invoice: PAYROLL 10/26/19					EMPLOYEE DEDUCTIONS	
								CHECK 268641 TOTAL:	216.70
268642	11/01/2019	PRTD	1418 CANINE COMPANIONS FO		PAYROLL 10/26/19	10/26/2019		11/01/19	154.00
			Invoice: PAYROLL 10/26/19					EMPLOYEE DEDUCTIONS	
								CHECK 268642 TOTAL:	154.00
268643	11/01/2019	PRTD	168 CATANESE CLASSIC SEA		88126	10/17/2019	20181078	11/01/19	134.89
			Invoice: 88126					MERWIN'S WHARF SS#6307	

A/P CASH DISBURSEMENTS

CASH ACCOUNT: 0000000 100000		Cash									
CHECK NO	CHK DATE	TYPE	VENDOR NAME	VOUCHER	INVOICE	INV DATE	PO	CHECK RUN	NET		
						INVOICE DTL DESC					
						CHECK	268643	TOTAL:	134.89		
268644	11/01/2019	PRTD	1442 ENTERCOM CLEVELAND D		1203928-5	09/30/2019	20190662	11/01/19	250.00		
		Invoice: 1203928-5				ADVERTISING SS#6393					
						CHECK	268644	TOTAL:	250.00		
268645	11/01/2019	PRTD	1442 ENTERCOM CLEVELAND W		1203897-4	09/29/2019	20190662	11/01/19	4,730.00		
		Invoice: 1203897-4				ADVERTISING SS#6393					
						CHECK	268645	TOTAL:	4,730.00		
268646	11/01/2019	PRTD	4428 CENTERRA CO-OP		00329962	10/22/2019	20191422	11/01/19	203.84		
		Invoice: 00329962				ZOO GRAIN BID 6421					
						CHECK	268646	TOTAL:	203.84		
268647	11/01/2019	PRTD	1454 CENTRAL NEBRASKA PKG		032799	10/18/2019	20192011	11/01/19	18,644.86		
		Invoice: 032799				ZOO ANIMAL VARIOUS MEATS SS#6439					
						CHECK	268647	TOTAL:	18,644.86		
268648	11/01/2019	PRTD	174 CENTURY EQUIPMENT		8239573	10/22/2019	20192221	11/01/19	20,984.46		
		Invoice: 8239573				SAND/INFIELD PRO 5040 MOTORIZED BUNKER RAKE					
							8239574				
		Invoice: 8239574				PROCORE 648 GREENS AERATOR				23,017.85	
						CHECK	268648	TOTAL:	44,002.31		
268649	11/01/2019	PRTD	188 CHLIC-CHICAGO		48018/2548251	10/15/2019	20190613	11/01/19	20,688.60		
		Invoice: 48018/2548251				ADMINISTRATIVE FEES RFP#6358-NOV 2019					
							48018/2548251*				
		Invoice: 48018/2548251*				STOP LOSS REINSURANCE PREMIUM RFP#6369-NOV 2019				68,422.60	
							48018/2548251**				
		Invoice: 48018/2548251**				VISION INSURANCE RFP#6300-NOV 2019				4,731.69	
							48018/2548251***				
		Invoice: 48018/2548251***				DENTAL INSURANCE RFP#6299-NOV 2019				30,259.20	
						CHECK	268649	TOTAL:	124,102.09		

A/P CASH DISBURSEMENTS

CASH ACCOUNT: 0000000 100000 Cash
 CHECK NO CHK DATE TYPE VENDOR NAME

CHECK NO	CHK DATE	TYPE	VENDOR NAME	VOUCHER	INVOICE	INV DATE	PO	CHECK RUN	NET
INVOICE DTL DESC									
268650	11/01/2019	PRTD	1497 JENNY CLARK		10/26/19	10/24/2019	20190809	11/01/19	100.00
			Invoice: 10/26/19			LOOK ABOUT LODGE NATURE WRITING PROGRAM			
						CHECK	268650	TOTAL:	100.00
268651	11/01/2019	PRTD	200 CLEARVIEW LOCAL SCHO		TRAVEL VOUCHER	09/05/2019	20192201	11/01/19	583.17
			Invoice: TRAVEL VOUCHER			ZOO TRIP REIMBURSEMENT 5/24/19-DURLING MIDDLE 6TH			
						CHECK	268651	TOTAL:	583.17
268652	11/01/2019	PRTD	1521 CLEVELAND FOUNDATION		PAYROLL 10/26/19	10/26/2019		11/01/19	156.23
			Invoice: PAYROLL 10/26/19			EMPLOYEE DEDUCTIONS			
						CHECK	268652	TOTAL:	156.23
268653	11/01/2019	PRTD	1530 CLEVELAND METROPARKS		PAYROLL 10/26/19	10/26/2019		11/01/19	15,403.37
			Invoice: PAYROLL 10/26/19			EMPLOYEE DEDUCTIONS			
						CHECK	268653	TOTAL:	15,403.37
268654	11/01/2019	PRTD	1531 CLEVELAND METROPARKS		PAYROLL 10/26/19	10/26/2019		11/01/19	4,618.24
			Invoice: PAYROLL 10/26/19			EMPLOYEE DEDUCTIONS			
						CHECK	268654	TOTAL:	4,618.24
268655	11/01/2019	PRTD	5374 CLEVELAND PRINTWEAR		7822	10/01/2019	20192217	11/01/19	3,483.00
			Invoice: 7822			MDSE. FOR RESALE			
						CHECK	268655	TOTAL:	3,483.00
268656	11/01/2019	PRTD	1540 CLEVELAND PUBLIC POW		1431171392994	10/18/2019	20190048	11/01/19	63.07
			Invoice: 1431171392994			ELECTRICITY 9/18-10/17/19			
						CHECK	268656	TOTAL:	63.07
268657	11/01/2019	PRTD	1542 CLEVELAND ROWING FOU		10/25/19	10/25/2019	20190740	11/01/19	2,500.00
			Invoice: 10/25/19			ADVERTISING SS#6393			
						CHECK	268657	TOTAL:	2,500.00
268658	11/01/2019	PRTD	212 CLEVELAND ZOOLOGICAL		PAYROLL 10/26/19	10/26/2019		11/01/19	212.50
			Invoice: PAYROLL 10/26/19			EMPLOYEE DEDUCTIONS			

A/P CASH DISBURSEMENTS

CASH ACCOUNT: 0000000 100000 Cash
 CHECK NO CHK DATE TYPE VENDOR NAME

CHECK NO	CHK DATE	TYPE	VENDOR NAME	VOUCHER	INVOICE	INV DATE	PO	CHECK RUN	NET
						INVOICE DTL DESC			
						CHECK	268658	TOTAL:	212.50
268659	11/01/2019	PRTD	1557 CITY OF CLEVELAND		1016440000	10/17/2019	20190031	11/01/19	11.67
			Invoice: 1016440000			WATER 9/17-10/16/19			
			Invoice: 1893740000		1893740000	10/17/2019	20190031	11/01/19	258.82
			Invoice: 3339530000		3339530000	10/23/2019	20190031	11/01/19	12.29
			Invoice: 9563944971		9563944971	10/21/2019	20190031	11/01/19	28.98
			Invoice: 9563944971		9563944971	10/21/2019		11/01/19	69.02
			Invoice: 7590810000		7590810000	10/21/2019	20190031	11/01/19	620.41
			Invoice: 7669440000		7669440000	10/18/2019	20190031	11/01/19	127.98
			Invoice: 9160440000		9160440000	10/21/2019	20190031	11/01/19	177.53
			Invoice: 9700232333		9700232333	10/21/2019	20190031	11/01/19	17.65
			Invoice: 9793740000		9793740000	10/18/2019	20190031	11/01/19	427.72
			Invoice: 2123810000		2123810000	10/21/2019		11/01/19	232.27
			Invoice: 2157925190		2157925190	10/21/2019		11/01/19	135.61
			Invoice: 9523810000		9523810000	10/21/2019		11/01/19	17.65
			Invoice: 4906120000		4906120000	10/21/2019		11/01/19	597.86
			Invoice: 8872430000		8872430000	10/23/2019		11/01/19	37.96
			Invoice: 0387720000		0387720000	10/24/2019	20190031	11/01/19	21.46
					1327176694	10/24/2019	20190031	11/01/19	9.00

A/P CASH DISBURSEMENTS

CASH ACCOUNT: 0000000 100000 Cash
 CHECK NO CHK DATE TYPE VENDOR NAME

CHECK NO	CHK DATE	TYPE	VENDOR NAME	VOUCHER	INVOICE	INV DATE	PO	CHECK RUN	NET
						INVOICE DTL DESC			
					Invoice: 1327176694	WATER 9/20-10/22/19			
				1803832525		10/24/2019	20190031	11/01/19	9.00
					Invoice: 1803832525	WATER 9/20-10/22/19			
				5591030000		10/24/2019	20190031	11/01/19	21.46
					Invoice: 5591030000	WATER 9/24-10/23/19			
				6783237076		10/24/2019		11/01/19	9.00
					Invoice: 6783237076	WATER 9/23-10/23/19			
				7340030000		10/24/2019	20190031	11/01/19	9.00
					Invoice: 7340030000	WATER 9/20-10/22/19			
				0260440000		10/24/2019	20190031	11/01/19	23.00
					Invoice: 0260440000	WATER 9/19-10/18/19			
				0279220000		10/25/2019		11/01/19	17.65
					Invoice: 0279220000	WATER 9/24-10/24/19			
				2102566153		10/25/2019		11/01/19	9.00
					Invoice: 2102566153	WATER 9/23-10/23/19			
				6591534531		10/24/2019		11/01/19	9.00
					Invoice: 6591534531	WATER 9/23-10/23/19			
						CHECK	268659	TOTAL:	2,910.99
268660	11/01/2019	PRTD	1557 CITY OF CLEVELAND	4123810000		10/21/2019	20190031	11/01/19	7,573.69
					Invoice: 4123810000	WATER 9/19-10/18/19			
				4123810000		10/21/2019		11/01/19	4,023.05
					Invoice: 4123810000	WATER 9/19-10/18/19			
				5220063366		10/18/2019	20190031	11/01/19	700.50
					Invoice: 5220063366	WATER 9/18-10/17/19			
				4533710000		10/17/2019		11/01/19	8,652.74
					Invoice: 4533710000	WATER 9/16-10/15/19			
				6086510000		10/17/2019		11/01/19	6,102.96
					Invoice: 6086510000	WATER 9/16-10/15/19			
				2713198409		10/24/2019	20190031	11/01/19	806.66
					Invoice: 2713198409	WATER 9/19-10/18/19			
						CHECK	268660	TOTAL:	27,859.60

A/P CASH DISBURSEMENTS

CASH ACCOUNT: 0000000 100000			Cash							
CHECK NO	CHK DATE	TYPE	VENDOR NAME	VOUCHER	INVOICE	INV DATE	PO	CHECK RUN	NET	
INVOICE DTL DESC										
268661	11/01/2019	PRTD	214 CLUB METRO		PAYROLL 10/26/19	10/26/2019		11/01/19	238.40	
			Invoice: PAYROLL 10/26/19		EMPLOYEE DEDUCTIONS					
								CHECK	268661 TOTAL:	238.40
268662	11/01/2019	PRTD	218 COLLINS EQUIPMENT CO		53885	10/30/2019	20192329	11/01/19	870.10	
			Invoice: 53885		TOKHEIM 785 FUEL PUMPING UNIT		INSTALL-GARFIELD			
								CHECK	268662 TOTAL:	870.10
268663	11/01/2019	PRTD	1571 COLUMBIA GAS OF OHIO		12512901 002 000 4	10/21/2019	20190094	11/01/19	49.36	
			Invoice: 12512901 002 000 4		GAS 9/19-10/18/19					
			Invoice: 19793640 006 000 1		19793640 006 000 1		10/29/2019 20190094 11/01/19		36.35	
								CHECK	268663 TOTAL:	85.71
268664	11/01/2019	PRTD	1577 COMMITTEE FOR OUR CL		PAYROLL 10/22/19	10/26/2019		11/01/19	215.94	
			Invoice: PAYROLL 10/22/19		EMPLOYEE DEDUCTIONS					
								CHECK	268664 TOTAL:	215.94
268665	11/01/2019	PRTD	6887 COMMUNITY WEST FOUND		PAYROLL 10/26/19	10/26/2019		11/01/19	17.00	
			Invoice: PAYROLL 10/26/19		EMPLOYEE DEDUCTIONS					
								CHECK	268665 TOTAL:	17.00
268666	11/01/2019	PRTD	1579 COMPLETE GLASS AND M		4918	10/24/2019	20192151	11/01/19	2,350.00	
			Invoice: 4918		ZOO BEAVER EXHIBIT DEN DOOR/HARDWARE/INSTALL					
								CHECK	268666 TOTAL:	2,350.00
268667	11/01/2019	PRTD	1703 DIRECTV		053042014	10/19/2019	20190223	11/01/19	131.98	
			Invoice: 053042014		STILLWATER SERVICE		10/18/19-11/17/19			
								CHECK	268667 TOTAL:	131.98
268668	11/01/2019	PRTD	1739 DOMINION ENERGY		3 4410 0013 3771	10/24/2019	20190051	11/01/19	94.09	
			Invoice: 3 4410 0013 3771		GAS 9/25-10/24/19					
			Invoice: 8 4415 0013 3992		8 4415 0013 3992		10/25/2019 20190051 11/01/19		39.35	
								CHECK		

A/P CASH DISBURSEMENTS

CASH ACCOUNT: 0000000 100000 Cash
 CHECK NO CHK DATE TYPE VENDOR NAME

CHECK NO	CHK DATE	TYPE	VENDOR NAME	VOUCHER	INVOICE	INV DATE	PO	CHECK RUN	NET	
					INVOICE DTL DESC					
			Invoice: 8 4415 0013 4003	8 4415 0013 4003		10/25/2019	20190051	11/01/19	52.21	
						GAS	9/26-10/25/19			
								CHECK	268668 TOTAL:	185.65
268669	11/01/2019	PRTD	3530 ECONOMY PRODUCE & VE	2516576-A		10/20/2019	20190171	11/01/19	1,043.50	
					Invoice: 2516576-A	ZOO ANIMAL PRODUCE				
			Invoice: 2516705	2516705		10/22/2019	20190171	11/01/19	50.00	
					Invoice: 2516705	ZOO ANIMAL PRODUCE				
			Invoice: C2516706	C2516706		10/22/2019	20190171	11/01/19	-50.00	
					Invoice: C2516706	ZOO ANIMAL PRODUCE CREDIT				
								CHECK	268669 TOTAL:	1,043.50
268670	11/01/2019	PRTD	999998 BRETT, THOMAS	10/1-10/27/19		10/28/2019		11/01/19	205.38	
					Invoice: 10/1-10/27/19	MILEAGE REIMBURSEMENT-BRETT				
								CHECK	268670 TOTAL:	205.38
268671	11/01/2019	PRTD	999998 VERHOTZ, RICK	REIMBURSEMENT		10/10/2019		11/01/19	55.00	
					Invoice: REIMBURSEMENT	WASTEWATER OPERATOR CERTIFICATION-VERHOTZ				
								CHECK	268671 TOTAL:	55.00
268672	11/01/2019	PRTD	314 EARTHSHARE OHIO	PAYROLL 10/26/19		10/26/2019		11/01/19	38.00	
					Invoice: PAYROLL 10/26/19	EMPLOYEE DEDUCTIONS				
								CHECK	268672 TOTAL:	38.00
268673	11/01/2019	PRTD	323 EUCLID CITY SCHOOL D	5/3/19-5/29/19		09/03/2019	20192271	11/01/19	3,348.23	
					Invoice: 5/3/19-5/29/19	ZOO TRIPS TRANSPORTATION REIMBURSEMENT				
								CHECK	268673 TOTAL:	3,348.23
268674	11/01/2019	PRTD	10062 EUCLID MUNICIPAL COU	PAYROLL 10/26/19		10/26/2019		11/01/19	89.91	
					Invoice: PAYROLL 10/26/19	EMPLOYEE DEDUCTIONS				
								CHECK	268674 TOTAL:	89.91
268675	11/01/2019	PRTD	3354 EXPEDIENT / CONTINEN	B1-465204		10/12/2019	20190205	11/01/19	1,270.80	
					Invoice: B1-465204	WEB SITE HOSTING 10/12/19-11/12/19				

A/P CASH DISBURSEMENTS

CASH ACCOUNT: 0000000 100000 Cash
 CHECK NO CHK DATE TYPE VENDOR NAME

CHECK NO	CHK DATE	TYPE	VENDOR NAME	VOUCHER	INVOICE	INV DATE	PO	CHECK RUN	NET
						INVOICE DTL DESC			
						CHECK	268675	TOTAL:	1,270.80
268676	11/01/2019	PRTD	3966 FAMOUS ENTERPRISES	S016952904.001	10/22/2019	20192231	11/01/19		1,473.30
Invoice: S016952904.001						GIRAFFE BARN FANS			
						CHECK	268676	TOTAL:	1,473.30
268677	11/01/2019	PRTD	5315 FEGHALI BROTHERS, LL	APPL.#2F-BID 6286	05/19/2018	20172839	11/01/19		14,700.00
Invoice: APPL.#2F-BID 6286						2017 PARKWIDE PAINTING			
						CHECK	268677	TOTAL:	14,700.00
268678	11/01/2019	PRTD	1860 FRATERNAL ORDER OF P	PAYROLL 10/26/19	10/26/2019		11/01/19		2,974.50
Invoice: PAYROLL 10/26/19						EMPLOYEE DEDUCTIONS			
						CHECK	268678	TOTAL:	2,974.50
268679	11/01/2019	PRTD	1864 FRESH FORK MARKET	2127	10/18/2019	20190168	11/01/19		234.00
Invoice: 2127						ZOO ANIMAL PRODUCE			
						CHECK	268679	TOTAL:	234.00
268680	11/01/2019	PRTD	10061 GARFIELD HEIGHTS MUN	PAYROLL 10/26/19	10/26/2019		11/01/19		63.35
Invoice: PAYROLL 10/26/19						EMPLOYEE DEDUCTIONS			
						CHECK	268680	TOTAL:	63.35
268681	11/01/2019	PRTD	1902 GORDON FOOD SERVICE,	965032288	10/21/2019	20182933	11/01/19		44.99
Invoice: 965032288						CONCESSION DISPOSABLES SS#6307-SLEEPY			
						CHECK	268681	TOTAL:	44.99
268682	11/01/2019	PRTD	3614 GORDON FOOD SERVICE,	965032288*	10/21/2019	20191711	11/01/19		284.76
Invoice: 965032288*						CONCESSION COOP#6429-SLEEPY			
Invoice: 965032289						CONCESSION COOP#6429-SHAWNEE			
						CHECK	268682	TOTAL:	372.03
268683	11/01/2019	PRTD	7261 GILL FARMS LLC	1801174	10/17/2019	20191423	11/01/19		3,405.60
Invoice: 1801174						ALFALFA BID 6417-ZOO			

A/P CASH DISBURSEMENTS

CASH ACCOUNT: 0000000 100000 Cash
 CHECK NO CHK DATE TYPE VENDOR NAME

CHECK NO	CHK DATE	TYPE	VENDOR NAME	VOUCHER	INVOICE	INV DATE	PO	CHECK RUN	NET	
						INVOICE DTL DESC				
						CHECK	268683	TOTAL:	3,405.60	
268684	11/01/2019	PRTD	1910 GIRL SCOUTS OF NORTH	PAYROLL	10/26/19	10/26/2019		11/01/19	30.00	
Invoice: PAYROLL 10/26/19						EMPLOYEE DEDUCTIONS				
						CHECK	268684	TOTAL:	30.00	
268685	11/01/2019	PRTD	382 GREAT LAKES CONSTRUC	8767		10/22/2019	20192326	11/01/19	875.00	
Invoice: 8767						CASE BACKHOE HOOD REHAB (PS9181)				
						CHECK	268685	TOTAL:	875.00	
268686	11/01/2019	PRTD	1942 GREAT LAKES HIGHER E	PAYROLL	10/26/19	10/26/2019		11/01/19	98.18	
Invoice: PAYROLL 10/26/19						EMPLOYEE DEDUCTIONS				
						CHECK	268686	TOTAL:	98.18	
268687	11/01/2019	PRTD	1944 GREAT LAKES PETROLEU	1476607-IN		10/23/2019	20191648	11/01/19	13,517.79	
Invoice: 1476607-IN						GASOLINE/DIESEL COOP#6427				
Invoice: 1476614-IN						1476614-IN	10/23/2019	20191864	11/01/19	1,527.39
						DIESEL COOP#6427				
Invoice: 1473928-IN						1473928-IN	10/16/2019	20190775	11/01/19	7,621.22
						MARINA FUEL FOR RESALE SS#6397-E.55TH				
Invoice: 1477421-IN						1477421-IN	10/25/2019	20191745	11/01/19	4,402.94
						GASOLINE COOP#6427				
Invoice: 1477459-IN						1477459-IN	10/25/2019	20191651	11/01/19	10,821.51
						GASOLINE COOP#6427				
Invoice: 1477948-IN						1477948-IN	10/25/2019	20191865	11/01/19	1,499.25
						GASOLINE/DIESEL COOP#6427				
Invoice: 1477950-IN						1477950-IN	10/25/2019	20191708	11/01/19	1,262.33
						GASOLINE/DIESEL COOP#6427				
						CHECK	268687	TOTAL:	40,652.43	
268688	11/01/2019	PRTD	385 GREATER CLEVELAND CO	PAYROLL	10/26/19	10/26/2019		11/01/19	185.00	
Invoice: PAYROLL 10/26/19						EMPLOYEE DEDUCTIONS				
						CHECK	268688	TOTAL:	185.00	

A/P CASH DISBURSEMENTS

CASH ACCOUNT: 0000000 100000		Cash										
CHECK NO	CHK DATE	TYPE	VENDOR NAME	VOUCHER	INVOICE	INV DATE	PO	CHECK RUN	NET			
INVOICE DTL DESC												
268689	11/01/2019	PRTD	430 HUFFMAN EQUIPMENT RE	APPL.#2	RFQ#2019-03	10/25/2019	20191244	11/01/19	110,120.00			
			Invoice: APPL.#2 RFQ#2019-03			WHISKEY ISLAND MARINA EMERGENCY REPAIR-WIND DAMAGE						
								CHECK	268689	TOTAL:	110,120.00	
268690	11/01/2019	PRTD	430 HUFFMAN EQUIPMENT RE	APPL.#2R	RFQ#2019-03	10/25/2019	20191244	11/01/19	7,100.00			
			Invoice: APPL.#2R RFQ#2019-03			WHISKEY ISLAND MARINA EMERGENCY REPAIR-WIND DAMAGE						
								CHECK	268690	TOTAL:	7,100.00	
268691	11/01/2019	PRTD	2041 ILLUMINATING COMPANY	110 021 084 758		10/25/2019	20190071	11/01/19	27.50			
			Invoice: 110 021 084 758			ELECTRICITY 9/28-10/28/19						
			Invoice: 110 021 084 816	110 021 084 816		10/25/2019	20190071	11/01/19	27.50			
			Invoice: 110 021 442 261			ELECTRICITY 9/28-10/28/19						
			Invoice: 110 021 442 261	110 021 442 261		10/28/2019	20190071	11/01/19	128.91			
			Invoice: 110 025 251 213			ELECTRICITY 10/1-10/29/19						
			Invoice: 110 025 251 213	110 025 251 213		10/28/2019	20190071	11/01/19	66.73			
			Invoice: 110 026 895 448			ELECTRICITY 9/26-10/24/19						
			Invoice: 110 026 895 448	110 026 895 448		10/21/2019	20190071	11/01/19	84.22			
			Invoice: 110 094 771 695			ELECTRICITY 9/18-10/16/19						
			Invoice: 110 094 771 695	110 094 771 695		10/23/2019	20190071	11/01/19	71.21			
			Invoice: 110 094 772 685			ELECTRICITY 9/20-10/18/19						
			Invoice: 110 094 772 685	110 094 772 685		10/23/2019	20190071	11/01/19	114.58			
			Invoice: 110 110 732 010			ELECTRICITY 9/20-10/21/19						
			Invoice: 110 110 732 010	110 110 732 010		10/25/2019	20190071	11/01/19	73.65			
			Invoice: 110 114 985 812			ELECTRICITY 9/20-10/21/19						
			Invoice: 110 114 985 812	110 114 985 812		10/28/2019	20190071	11/01/19	84.34			
			Invoice: 110 127 314 372			ELECTRICITY 9/24-10/22/19						
			Invoice: 110 127 314 372	110 127 314 372		10/24/2019	20190071	11/01/19	67.19			
			Invoice: 110 137 258 510			ELECTRICITY 9/24-10/22/19						
			Invoice: 110 137 258 510	110 137 258 510		10/24/2019		11/01/19	5.56			
			Invoice: 110 025 083 749			ELECTRICITY 9/21-10/22/19						
			Invoice: 110 025 083 749	110 025 083 749		10/29/2019	20190071	11/01/19	66.64			
			Invoice: 110 025 083 921			ELECTRICITY 9/26-10/24/19						
			Invoice: 110 025 083 921	110 025 083 921		10/29/2019	20190071	11/01/19	69.23			

A/P CASH DISBURSEMENTS

CASH ACCOUNT: 0000000 100000 Cash
 CHECK NO CHK DATE TYPE VENDOR NAME

CHECK NO	CHK DATE	TYPE	VENDOR NAME	VOUCHER	INVOICE	INV DATE	PO	CHECK RUN	NET
						INVOICE DTL DESC			
					110 025 441 186	10/29/2019	20190071	11/01/19	66.64
						ELECTRICITY 9/26-10/24/19			
					110 025 441 491	10/29/2019	20190071	11/01/19	66.64
						ELECTRICITY 9/26-10/24/19			
					110 022 555 988	10/30/2019	20190071	11/01/19	82.89
						ELECTRICITY 9/26-10/25/19			
					110 023 499 590	10/30/2019	20190071	11/01/19	83.58
						ELECTRICITY 9/26-10/25/19			
					110 026 143 559	10/30/2019	20190071	11/01/19	67.97
						ELECTRICITY 9/27-10/25/19			
					110 026 650 132	10/30/2019	20190071	11/01/19	103.72
						ELECTRICITY 9/27-10/25/19			
					110 031 666 180	10/30/2019	20190071	11/01/19	71.69
						ELECTRICITY 9/27-10/25/19			
					110 074 921 740	10/30/2019	20190071	11/01/19	115.25
						ELECTRICITY 9/27-10/25/19			
					110 075 929 718	10/30/2019	20190071	11/01/19	68.89
						ELECTRICITY 9/27-10/25/19			
					110 105 456 666	10/30/2019	20190071	11/01/19	72.87
						ELECTRICITY 9/27-10/25/19			
					110 131 083 997	10/30/2019	20190071	11/01/19	66.54
						ELECTRICITY 9/27-10/28/19			
					110 132 956 456	10/30/2019	20190071	11/01/19	50.95
						ELECTRICITY 9/28-10/28/19			
						CHECK	268691	TOTAL:	1,804.89
268692	11/01/2019	PRTD	2041 ILLUMINATING COMPANY		110 026 895 554	10/21/2019	20190071	11/01/19	210.77
						ELECTRICITY 9/18-10/16/19			
					110 021 570 111	10/30/2019	20190071	11/01/19	1,429.02
						ELECTRICITY 9/26-10/25/19			
					110 023 093 302	10/30/2019	20190071	11/01/19	294.89
						ELECTRICITY 9/26-10/25/19			
					110 026 046 489	10/30/2019	20190071	11/01/19	1,214.10
						ELECTRICITY 9/27-10/25/19			
					110 026 143 476	10/30/2019	20190071	11/01/19	281.87

A/P CASH DISBURSEMENTS

CASH ACCOUNT: 0000000 100000		Cash							
CHECK NO	CHK DATE	TYPE	VENDOR NAME	VOUCHER	INVOICE	INV DATE	PO	CHECK RUN	NET
Invoice: 110 026 143 476						INVOICE DTL DESC			
						ELECTRICITY 9/27-10/25/19			
Invoice: 110 026 144 250						110 026 144 250	10/30/2019 20190071	11/01/19	313.34
						ELECTRICITY 9/27-10/25/19			
Invoice: 110 026 641 651						110 026 641 651	10/30/2019 20190071	11/01/19	1,330.24
						ELECTRICITY 9/27-10/25/19			
Invoice: 110 028 962 907						110 028 962 907	10/30/2019 20190071	11/01/19	5,320.73
						ELECTRICITY 9/27-10/25/19			
Invoice: 110 074 923 761						110 074 923 761	10/30/2019 20190071	11/01/19	231.89
						ELECTRICITY 9/27-10/25/19			
Invoice: 110 094 772 644						110 094 772 644	10/30/2019 20190071	11/01/19	4,599.08
						ELECTRICITY 8/21-10/17/19			
Invoice: 110 101 448 402						110 101 448 402	10/30/2019 20190071	11/01/19	488.43
						ELECTRICITY 9/27-10/25/19			
						CHECK	268692	TOTAL:	15,714.36
268693	11/01/2019	PRTD	5244 J & L AERATION	10/15-10/18/19	10/18/2019 20192125	11/01/19		8,000.00	
Invoice: 10/15-10/18/19						DEEP TINE AERIFICATION			
						CHECK	268693	TOTAL:	8,000.00
268694	11/01/2019	PRTD	9921 JAN-PRO OF GREATER C	75255	10/01/2019 20191777	11/01/19		1,250.00	
Invoice: 75255						MERWINS CLEANING SERVICE-OCTOBER			
						CHECK	268694	TOTAL:	1,250.00
268695	11/01/2019	PRTD	483 JOSHEN PAPER & PACKA	14568999	10/22/2019 20182996	11/01/19		33.52	
Invoice: 14568999						PAPER PRODUCTS/TRASH CAN LINERS BID 6356			
Invoice: 14569478						14569478	10/23/2019 20192157	11/01/19	269.80
						PAPER PRODUCTS/TRASH CAN LINERS BID 6356			
Invoice: 14570214						14570214	10/24/2019 20183079	11/01/19	167.60
						PAPER PRODUCTS/TRASH CAN LINERS BID 6356			
						CHECK	268695	TOTAL:	470.92
268696	11/01/2019	PRTD	2149 PING	14969228	10/17/2019 20192285	11/01/19		264.34	
Invoice: 14969228						SPECIAL ORDER-PRITCHARD			

A/P CASH DISBURSEMENTS

CASH ACCOUNT: 0000000 100000 Cash
 CHECK NO CHK DATE TYPE VENDOR NAME

CHECK NO	CHK DATE	TYPE	VENDOR NAME	VOUCHER	INVOICE	INV DATE	PO	CHECK RUN	NET
						CHECK		268696 TOTAL:	264.34
268697	11/01/2019	PRTD	504 KURTZ BROS., INC.		C00830601	10/10/2019	20191581	11/01/19	451.00
						TOPSOIL - BID 6424			
					C00830602	10/10/2019	20191581	11/01/19	451.00
						TOPSOIL - BID 6424			
					C00830603	10/10/2019	20191581	11/01/19	451.00
						TOPSOIL - BID 6424			
					C00830604	10/10/2019	20191581	11/01/19	451.00
						TOPSOIL - BID 6424			
					C00830605	10/10/2019	20191581	11/01/19	451.00
						TOPSOIL - BID 6424			
					C00830606	10/10/2019	20191581	11/01/19	451.00
						TOPSOIL - BID 6424			
					C00830607	10/10/2019	20191581	11/01/19	451.00
						TOPSOIL - BID 6424			
					C00830608	10/10/2019	20191581	11/01/19	451.00
						TOPSOIL - BID 6424			
					C00830609	10/10/2019	20191581	11/01/19	451.00
						TOPSOIL - BID 6424			
					C00830610	10/10/2019	20191581	11/01/19	451.00
						TOPSOIL - BID 6424			
					C00830611	10/10/2019	20191581	11/01/19	451.00
						TOPSOIL - BID 6424			
					C00831745	10/17/2019	20191581	11/01/19	451.00
						TOPSOIL - BID 6424			
					C00834373	10/24/2019	20191581	11/01/19	451.00
						TOPSOIL - BID 6424			
					C00834374	10/24/2019	20191581	11/01/19	451.00
						TOPSOIL - BID 6424			
						CHECK		268697 TOTAL:	6,314.00
268698	11/01/2019	PRTD	532 L'NIQUE		98598	10/11/2019	20191982	11/01/19	284.00
						BOOZOO LINENS			
					98599	10/18/2019	20191982	11/01/19	284.00

A/P CASH DISBURSEMENTS

CASH ACCOUNT: 0000000 100000 Cash
 CHECK NO CHK DATE TYPE VENDOR NAME

CHECK NO	CHK DATE	TYPE	VENDOR NAME	VOUCHER	INVOICE	INV DATE	PO	CHECK RUN	NET
Invoice: 98599						INVOICE DTL DESC BOOZOO LINENS CHECK 268698 TOTAL: 568.00			
268699	11/01/2019	PRTD	2201 L.C.D.U.	H86-16435-00		10/22/2019	20190054	11/01/19	965.16
Invoice: H86-16435-00						WATER 6/21-9/20/19			
			Invoice: H87-20050-00	H87-20050-00		10/22/2019	20190054	11/01/19	34.56
Invoice: H87-20050-00						WATER 6/24-9/23/19			
			Invoice: H87-74090-00	H87-74090-00		10/22/2019	20190054	11/01/19	2,744.80
Invoice: H87-74090-00						WATER 6/28-9/30/19			
			Invoice: H87-74090-00	H87-74090-00		10/22/2019		11/01/19	1,381.52
Invoice: H87-74090-00						WATER 6/28-9/30/19			
			Invoice: H87-74240-00	H87-74240-00		10/22/2019	20190054	11/01/19	34.56
Invoice: H87-74240-00						WATER 6/28-9/27/19			
			Invoice: H87-74280-00	H87-74280-00		10/22/2019	20190054	11/01/19	468.48
Invoice: H87-74280-00						WATER 6/28-9/25/19			
								CHECK 268699 TOTAL:	5,629.08
268700	11/01/2019	PRTD	508 LAKE ERIE NATURE & S	PAYROLL 10/26/19		10/26/2019		11/01/19	69.47
Invoice: PAYROLL 10/26/19						EMPLOYEE DEDUCTIONS			
								CHECK 268700 TOTAL:	69.47
268701	11/01/2019	PRTD	1616 STANDING CHAPTER 13	PAYROLL 10/26/19		10/26/2019		11/01/19	346.15
Invoice: PAYROLL 10/26/19						EMPLOYEE DEDUCTIONS			
								CHECK 268701 TOTAL:	346.15
268702	11/01/2019	PRTD	9002 LIFE INSURANCE COMPA	OCTOBER 2019		10/28/2019	20190392	11/01/19	1,195.34
Invoice: OCTOBER 2019						BASIC/EXECUTIVE LIFE AND AD&D			
			Invoice: OCTOBER 2019	OCTOBER 2019		10/28/2019	20190393	11/01/19	2,215.08
Invoice: OCTOBER 2019						LONG TERM DISABILITY			
			Invoice: OCTOBER 2019	OCTOBER 2019		10/28/2019		11/01/19	7,912.03
Invoice: OCTOBER 2019						SUPPLEMENTAL LIFE			
								CHECK 268702 TOTAL:	11,322.45

A/P CASH DISBURSEMENTS

CASH ACCOUNT: 0000000 100000 Cash
 CHECK NO CHK DATE TYPE VENDOR NAME

CHECK NO	CHK DATE	TYPE	VENDOR NAME	VOUCHER	INVOICE	INV DATE	PO	CHECK RUN	NET
INVOICE DTL DESC									
268703	11/01/2019	PRTD	3751 MARK ANDY PRINT PROD		SIN213468	10/24/2019	20192316	11/01/19	3,498.65
			Invoice: SIN213468					REPAIR SERVICE	
								CHECK 268703 TOTAL:	3,498.65
268704	11/01/2019	PRTD	2336 MEDINA SUPPLY CO		2068397	10/17/2019	20190781	11/01/19	2,556.00
			Invoice: 2068397					CONCRETE BID 6384	
								CHECK 268704 TOTAL:	2,556.00
268705	11/01/2019	PRTD	597 MORGAN LINEN		1277590	10/23/2019	20190864	11/01/19	78.64
			Invoice: 1277590					TOWELS/LINENS-SLEEPY	
			Invoice: 1276274		1276274	10/21/2019	20190864	11/01/19	47.50
								TOWELS/LINENS-BIG MET	
			Invoice: 1276281		1276281	10/21/2019	20190904	11/01/19	105.01
								TOWELS/LINENS-ENM	
			Invoice: 1281045		1281045	10/30/2019	20190864	11/01/19	46.25
								TOWELS/LINENS-SLEEPY	
								CHECK 268705 TOTAL:	277.40
268706	11/01/2019	PRTD	2411 N.A.S. INC		14973	09/18/2019	20190796	11/01/19	300.00
			Invoice: 14973					LIVE BAIT-WILDWOOD	
			Invoice: 14358		14358	10/15/2019	20190796	11/01/19	104.75
								LIVE BAIT-E 55TH	
			Invoice: 13719		13719	10/16/2019	20190796	11/01/19	120.00
								LIVE BAIT-E 55TH	
			Invoice: 13722		13722	10/16/2019	20190796	11/01/19	60.00
								LIVE BAIT-ENM	
			Invoice: 13929		13929	10/25/2019	20190796	11/01/19	30.00
								LIVE BAIT-ENM	
								CHECK 268706 TOTAL:	614.75
268707	11/01/2019	PRTD	2443 NORTHEAST OHIO REGIO		0391082262	10/14/2019	20190058	11/01/19	3.60
			Invoice: 0391082262					SEWER 9/12-10/11/19	
			Invoice: 2328255709		2328255709	10/10/2019	20190058	11/01/19	234.47
								SEWER 9/10-10/9/19	

A/P CASH DISBURSEMENTS

CASH ACCOUNT: 0000000 100000 Cash
 CHECK NO CHK DATE TYPE VENDOR NAME

CHECK NO	CHK DATE	TYPE	VENDOR NAME	VOUCHER	INVOICE	INV DATE	PO	CHECK RUN	NET
						INVOICE DTL DESC			
					9179550002	10/15/2019	20190058	11/01/19	538.63
					Invoice: 9179550002	SEWER 9/12-10/11/19			
					2818009380	10/21/2019	20190058	11/01/19	63.38
					Invoice: 2818009380	SEWER 9/19-10/18/19			
					7135950001	10/21/2019	20190058	11/01/19	899.82
					Invoice: 7135950001	SEWER 9/19-10/18/19			
						CHECK	268707	TOTAL:	1,739.90
268708	11/01/2019	PRTD	2479 NORTHERN HASEROT	918110		09/08/2019	20181139	11/01/19	177.06
			Invoice: 918110			CONCESSION SS 6307-ENM			
					955167	10/03/2019	20181139	11/01/19	246.54
			Invoice: 955167			CONCESSION SS 6307-ENM			
						CHECK	268708	TOTAL:	423.60
268709	11/01/2019	PRTD	2479 BRANDT MEAT COMPANY	955320		10/03/2019	20181139	11/01/19	42.19
			Invoice: 955320			CONCESSION SS#6307-ENM			
					972780	10/17/2019	20181139	11/01/19	215.82
			Invoice: 972780			CONCESSION SS#6307-ENM			
						CHECK	268709	TOTAL:	258.01
268710	11/01/2019	PRTD	8484 NORTHWESTERN SCHOOL	ZOO TRIP 5/17/19		09/17/2019	20192200	11/01/19	742.97
			Invoice: ZOO TRIP 5/17/19			BUS VOUCHER PROGRAM			
						CHECK	268710	TOTAL:	742.97
268711	11/01/2019	PRTD	1624 NUTRIEN AG SOLUTIONS	50007760Z1B		09/02/2019		11/01/19	-295.13
			Invoice: 50007760Z1B			EOP REBATE CREDIT			
					40727716	10/25/2019	20190565	11/01/19	3,111.75
			Invoice: 40727716			FUNGICIDE BID 6386			
					40729480	10/25/2019	20192322	11/01/19	127.50
			Invoice: 40729480			GRASS SEED BID 6386			
					40686485	10/18/2019	20192286	11/01/19	1,867.40
			Invoice: 40686485			FUNGICIDE/HERBICIDE BID 6386			
					40686486	10/18/2019	20192286	11/01/19	2,940.00
			Invoice: 40686486			FUNGICIDE BID 6386			

A/P CASH DISBURSEMENTS

CASH ACCOUNT: 0000000 100000			Cash	VOUCHER	INVOICE	INV DATE	PO	CHECK RUN	NET
CHECK NO	CHK DATE	TYPE	VENDOR NAME						
					INVOICE DTL DESC				
					CHECK	268711	TOTAL:	7,751.52	
268712	11/01/2019	PRTD	2496 O C TANNER RECOGNITI	942813822	10/28/2019	20191552	11/01/19	276.41	
Invoice: 942813822					SERVICE AWARDS				
Invoice: 942780639					942780639	10/22/2019	20191552	11/01/19	145.16
					SERVICE AWARDS				
					CHECK	268712	TOTAL:	421.57	
268713	11/01/2019	PRTD	652 OBAR DOOR & GATE CO	36944	07/10/2019	20192310	11/01/19	1,828.00	
Invoice: 36944					GATE REPAIR				
					CHECK	268713	TOTAL:	1,828.00	
268714	11/01/2019	PRTD	2499 OCCUPATIONAL HEALTH	903079155	10/23/2019	20182189	11/01/19	322.50	
Invoice: 903079155					EMPLOYMENT EXPENSE	10/16-10/22/19			
					CHECK	268714	TOTAL:	322.50	
268715	11/01/2019	PRTD	2525 OHIO CAT	RR0000017671	10/10/2019	20190698	11/01/19	1,786.40	
Invoice: RR0000017671					CAT 303 RENTAL				
Invoice: RR0000017769					RR0000017769	10/15/2019	20191785	11/01/19	1,760.00
					MINI EXCAVATOR RENTAL				
					CHECK	268715	TOTAL:	3,546.40	
268716	11/01/2019	PRTD	659 OHIO DEFERRED COMPEN	PAYROLL 10/26/19	10/26/2019		11/01/19	73,134.03	
Invoice: PAYROLL 10/26/19					EMPLOYEE DEDUCTIONS				
					CHECK	268716	TOTAL:	73,134.03	
268717	11/01/2019	PRTD	2535 OHIO EDISON	110 009 864 973	10/23/2019	20190096	11/01/19	161.46	
Invoice: 110 009 864 973					ELECTRICITY	9/21-10/18/19			
Invoice: 110 009 931 681					110 009 931 681	10/22/2019	20190096	11/01/19	254.96
					ELECTRICITY	9/21-10/18/19			
Invoice: 110 009 931 731					110 009 931 731	10/23/2019	20190096	11/01/19	136.79
					ELECTRICITY	9/21-10/18/19			
Invoice: 110 010 079 512					110 010 079 512	10/23/2019	20190096	11/01/19	72.59
					ELECTRICITY	9/21-10/18/19			
					110 010 496 401	10/24/2019	20190096	11/01/19	58.25

A/P CASH DISBURSEMENTS

CASH ACCOUNT: 0000000 100000		Cash								
CHECK NO	CHK DATE	TYPE	VENDOR NAME	VOUCHER	INVOICE	INV DATE	PO	CHECK RUN	NET	
Invoice: 110 010 496 401					INVOICE DTL DESC					
						10/23/2019	20190096	11/01/19	142.16	
Invoice: 110 010 565 916					110 010 565 916	10/23/2019	20190096	11/01/19	142.16	
						10/24/2019	20190096	11/01/19	81.28	
Invoice: 110 010 566 062					110 010 566 062	10/24/2019	20190096	11/01/19	81.28	
						10/24/2019	20190096	11/01/19	213.33	
Invoice: 110 078 578 371					110 078 578 371	10/24/2019	20190096	11/01/19	213.33	
						10/22/2019	20190096	11/01/19	6.94	
Invoice: 110 094 520 068					110 094 520 068	10/22/2019	20190096	11/01/19	6.94	
						10/24/2019	20190096	11/01/19	125.30	
Invoice: 110 111 467 772					110 111 467 772	10/24/2019	20190096	11/01/19	125.30	
						10/22/2019	20190096	11/01/19	51.48	
Invoice: 110 140 152 072					110 140 152 072	10/22/2019	20190096	11/01/19	51.48	
						10/28/2019	20190096	11/01/19	79.78	
Invoice: 110 010 131 511					110 010 131 511	10/28/2019	20190096	11/01/19	79.78	
								CHECK	268717 TOTAL:	1,384.32
268718	11/01/2019	PRTD	672 O.P. AQUATICS	4309411-000		10/17/2019	20192239	11/01/19	902.00	
Invoice: 4309411-000										
								CHECK	268718 TOTAL:	902.00
268719	11/01/2019	PRTD	2558 OHIO STATE UNIVERSIT	154352		10/17/2019	20190074	11/01/19	384.00	
Invoice: 154352										
								CHECK	268719 TOTAL:	384.00
268720	11/01/2019	PRTD	2560 OHIO TEAMSTERS CR UN	PAYROLL 10/26/19		10/26/2019		11/01/19	675.00	
Invoice: PAYROLL 10/26/19										
								CHECK	268720 TOTAL:	675.00
268721	11/01/2019	PRTD	682 OHIO'S FIRST CLASS C	PAYROLL 10/26/19		10/26/2019		11/01/19	1,887.00	
Invoice: PAYROLL 10/26/19										
								CHECK	268721 TOTAL:	1,887.00

A/P CASH DISBURSEMENTS

CASH ACCOUNT: 0000000 100000			Cash	VOUCHER	INVOICE	INV DATE	PO	CHECK RUN	NET
CHECK NO	CHK DATE	TYPE	VENDOR NAME						
INVOICE DTL DESC									
268722	11/01/2019	PRTD	683 OLIGER SEED CO	43816		10/24/2019	20192314	11/01/19	244.05
			Invoice: 43816						
				43697		10/24/2019	20192294	11/01/19	81.35
			Invoice: 43697						
								CHECK 268722 TOTAL:	325.40
268723	11/01/2019	PRTD	685 OLMSTED HISTORICAL S	PAYROLL 10/26/19		10/26/2019		11/01/19	2.00
			Invoice: PAYROLL 10/26/19						
								CHECK 268723 TOTAL:	2.00
268724	11/01/2019	PRTD	2585 OPERS-EMPLOYER CONTR	PAYROLL 10/26/19		10/26/2019		11/01/19	165,563.46
			Invoice: PAYROLL 10/26/19						
			Invoice: PAYROLL 10/26/19						
			Invoice: PAYROLL 10/26/19						
								CHECK 268724 TOTAL:	477,184.35
268725	11/01/2019	PRTD	2593 ORLANDO BAKING CO	191018212045		10/18/2019	20181131	11/01/19	58.00
			Invoice: 191018212045						
			Invoice: 191019212030						
			Invoice: 191024299031						
								CHECK 268725 TOTAL:	205.96
268726	11/01/2019	PRTD	999999 MICHAEL AND PAULA RA	REFUND		11/01/2019		11/01/19	75.00
			Invoice: REFUND						
								CHECK 268726 TOTAL:	75.00
268727	11/01/2019	PRTD	2603 OURAY SPORTSWEAR	ARINV-277729		08/29/2019	20191782	11/01/19	2,174.95
			Invoice: ARINV-277729						

A/P CASH DISBURSEMENTS

CASH ACCOUNT: 0000000 100000 Cash			VOUCHER	INVOICE	INV DATE	PO	CHECK RUN	NET
CHECK NO	CHK DATE	TYPE VENDOR NAME						
INVOICE DTL DESC								
268734	11/01/2019	PRTD 10263 RADIO SOURCE LLC Invoice: 18507	18507		10/22/2019	20192275	11/01/19	3,328.00
					TWO-WAY RADIOS			
					CHECK	268734	TOTAL:	3,328.00
268735	11/01/2019	PRTD 2774 REPUBLIC SERVICES #2 Invoice: 0224-008409287	0224-008409287		09/30/2019	20191381	11/01/19	136.00
					TRASH HAULING BID 6420			
					CHECK	268735	TOTAL:	136.00
268736	11/01/2019	PRTD 6311 SANSON COMPANY Invoice: 243807	243807		10/19/2019	20181160	11/01/19	121.00
					CONCESSION SS 6307-MERWINS			
		Invoice: 241946	241946		10/16/2019	20181160	11/01/19	509.00
					CONCESSION SS 6307-MERWINS			
					CHECK	268736	TOTAL:	630.00
268737	11/01/2019	PRTD 813 SCHERBA INDUSTRIES I Invoice: 26741	26741		10/09/2019	20192027	11/01/19	3,970.60
					BOO AT THE ZOO DECORATIONS			
					CHECK	268737	TOTAL:	3,970.60
268738	11/01/2019	PRTD 825 SERVICE WET GRINDING Invoice: 993463	993463		10/16/2019	20190347	11/01/19	27.00
					KNIFE SERVICES-ENM			
		Invoice: 992110	992110		10/18/2019	20190347	11/01/19	22.50
					KNIFE SERVICES-MERWINS			
					CHECK	268738	TOTAL:	49.50
268739	11/01/2019	PRTD 9560 REVOLUTION EXPERIMEN Invoice: 001225	001225		06/12/2019	20191255	11/01/19	468.00
					CONCESSION SS 6307-MERWINS			
					CHECK	268739	TOTAL:	468.00
268740	11/01/2019	PRTD 9560 SIMPLE TIMES MIXERS Invoice: 001899	001899		10/22/2019	20191255	11/01/19	21.00
					CONCESSION SS 6307-MERWINS			
		Invoice: 001063	001063		10/04/2019	20191255	11/01/19	120.00
					CONCESSION SS 6307-E 55TH			
					CHECK	268740	TOTAL:	141.00

A/P CASH DISBURSEMENTS

CASH ACCOUNT: 0000000 100000		Cash		VOUCHER	INVOICE	INV DATE	PO	CHECK RUN	NET
CHECK NO	CHK DATE	TYPE	VENDOR NAME						
INVOICE DTL DESC									
268741	11/01/2019	PRTD	2877 SITEONE LANDSCAPE SU		95403249-001	10/21/2019	20192274	11/01/19	87.60
			Invoice: 95403249-001						
								MISC. TURF SUPPLIES BID 6386	
								CHECK 268741 TOTAL:	87.60
268742	11/01/2019	PRTD	850 SNAP-ON INDUSTRIAL		ARV/41632470	10/15/2019	20192054	11/01/19	4,123.50
			Invoice: ARV/41632470						
								REPLACEMENT VEHICLE LIFT	
								CHECK 268742 TOTAL:	4,123.50
268743	11/01/2019	PRTD	7929 SPORTSPLEX RENTALS		4447	10/08/2019	20192207	11/01/19	2,434.00
			Invoice: 4447						
								BOO AT THE ZOO RENTALS	
								CHECK 268743 TOTAL:	2,434.00
268744	11/01/2019	PRTD	10427 SOUTHWEST GENERAL HE		32606121400	10/28/2019	20192338	11/01/19	431.18
			Invoice: 32606121400						
								PRISONER MEDICAL TESTS	
								CHECK 268744 TOTAL:	431.18
268745	11/01/2019	PRTD	2929 ST JOHN NOTTINGHAM L		ZOO TRIP 4/30&5/17	09/10/2019	20192198	11/01/19	450.00
			Invoice: ZOO TRIP 4/30&5/17						
								BUS VOUCHER PROGRAM	
								CHECK 268745 TOTAL:	450.00
268746	11/01/2019	PRTD	2941 STANDARD WELDING		0168436	10/23/2019	20192289	11/01/19	1,119.25
			Invoice: 0168436						
								ROAD CLOSURE GATE MATERIALS	
								CHECK 268746 TOTAL:	1,119.25
268747	11/01/2019	PRTD	884 ALLIED CORPORATION		520444	10/09/2019	20192276	11/01/19	142.16
			Invoice: 520444						
								ASPHALT BID 6383	
								CHECK 268747 TOTAL:	142.16
268748	11/01/2019	PRTD	6530 EMERY STUTZMAN		065627	10/09/2019	20190188	11/01/19	570.00
			Invoice: 065627						
								MOUNTED UNIT HORSESHOEING SERVICES	
								CHECK 268748 TOTAL:	570.00
268749	11/01/2019	PRTD	895 SURETY TITLE AGENCY,		18-489C	10/23/2019	20192343	11/01/19	23,618.00
			Invoice: 18-489C						
								LAND ACQUISITION-SLAVIC VILLAGE DEVELOPMENT	

A/P CASH DISBURSEMENTS

CASH ACCOUNT: 0000000 100000		Cash							
CHECK NO	CHK DATE	TYPE	VENDOR NAME	VOUCHER	INVOICE	INV DATE	PO	CHECK RUN	NET
					INVOICE DTL DESC				
								CHECK	268749 TOTAL: 23,618.00
268750	11/01/2019	PRTD	900 SYLVESTER TRUCK & TI	02-250216		10/17/2019	20190376	11/01/19	886.20
			Invoice: 02-250216						
				02-250247		10/23/2019	20190376	11/01/19	676.20
			Invoice: 02-250247						
				02-250248		10/23/2019	20190376	11/01/19	2,900.00
			Invoice: 02-250248						
				02-250249		10/23/2019	20190376	11/01/19	306.60
			Invoice: 02-250249						
				01-212282		10/22/2019	20190376	11/01/19	1,597.44
			Invoice: 01-212282						
								CHECK	268750 TOTAL: 6,366.44
268751	11/01/2019	PRTD	3016 TAYLOR OSWALD, LLC	173395		08/27/2019	20172166	11/01/19	4,000.00
			Invoice: 173395						
				187357		09/27/2019	20172166	11/01/19	4,000.00
			Invoice: 187357						
								CHECK	268751 TOTAL: 8,000.00
268752	11/01/2019	PRTD	3023 TEAMSTER UNION LOCAL	PAYROLL 10/26/19		10/26/2019		11/01/19	7,103.00
			Invoice: PAYROLL 10/26/19						
								CHECK	268752 TOTAL: 7,103.00
268753	11/01/2019	PRTD	921 THE FIRST TEE OF CLE	PAYROLL 10/26/19		10/26/2019		11/01/19	29.00
			Invoice: PAYROLL 10/26/19						
								CHECK	268753 TOTAL: 29.00
268754	11/01/2019	PRTD	936 THREE-Z-INC	0213996-IN		10/17/2019	20191599	11/01/19	54.69
			Invoice: 0213996-IN						
								CHECK	268754 TOTAL: 54.69
268755	11/01/2019	PRTD	3061 TIME WARNER CABLE-NE	01042-308456701-4001		10/20/2019	20190097	11/01/19	21.26
			Invoice: 01042-308456701-4001						

A/P CASH DISBURSEMENTS

CASH ACCOUNT: 0000000 100000 Cash
 CHECK NO CHK DATE TYPE VENDOR NAME

CHECK NO	CHK DATE	TYPE	VENDOR NAME	VOUCHER	INVOICE	INV DATE	PO	CHECK RUN	NET
INVOICE DTL DESC									
								CHECK 268755 TOTAL:	21.26
268756	11/01/2019	PRTD	3061 TIME WARNER CABLE-NE	01042-229599802-6001	10/23/2019	20190097	11/01/19		109.98
			Invoice: 01042-229599802-6001					CHECK 268756 TOTAL:	109.98
									INTERNET-WILDWOOD
268757	11/01/2019	PRTD	3061 TIME WARNER CABLE-NE	01042-308456701-4001	10/20/2019		11/01/19		155.56
			Invoice: 01042-308456701-4001					CHECK 268757 TOTAL:	155.56
									CABLE/INTERNET-SHAWNEE
268758	11/01/2019	PRTD	3061 TIME WARNER CABLE-NE	01042-327784801-5001	10/24/2019	20190097	11/01/19		203.26
			Invoice: 01042-327784801-5001					CHECK 268758 TOTAL:	203.26
									INTERNET/TELEPHONE-WATER TAXI
268759	11/01/2019	PRTD	948 TOWER OPTICAL CO., I 16	9/15/19 - 10/12/19	10/24/2019		11/01/19		107.48
			Invoice: 9/15/19 - 10/12/19					CHECK 268759 TOTAL:	107.48
									TELESCOPE RENTAL
268760	11/01/2019	PRTD	3101 TRUSTMARK VOLUNTARY	PAYROLL 10/26/19	10/26/2019		11/01/19		1,142.64
			Invoice: PAYROLL 10/26/19					CHECK 268760 TOTAL:	1,142.64
									EMPLOYEE DEDUCTIONS
268761	11/01/2019	PRTD	3101 TRUSTMARK VOLUNTARY	PAYROLL 10/26/19	10/26/2019		11/01/19		1,580.70
			Invoice: PAYROLL 10/26/19					CHECK 268761 TOTAL:	1,580.70
									EMPLOYEE DEDUCTIONS
268762	11/01/2019	PRTD	3110 LINDA TUTHILL	10/26/19	10/24/2019	20190813	11/01/19		100.00
			Invoice: 10/26/19					CHECK 268762 TOTAL:	100.00
									LOOK ABOUT LODGE NATURE WRITING PROGRAM
268763	11/01/2019	PRTD	3130 UNITED NEGRO COLLEGE	PAYROLL 10/26/19	10/26/2019		11/01/19		33.70
			Invoice: PAYROLL 10/26/19					CHECK 268763 TOTAL:	33.70
									EMPLOYEE DEDUCTIONS

A/P CASH DISBURSEMENTS

CASH ACCOUNT: 0000000 100000		Cash							
CHECK NO	CHK DATE	TYPE	VENDOR NAME	VOUCHER	INVOICE	INV DATE	PO	CHECK RUN	NET
INVOICE DTL DESC									
268764	11/01/2019	PRTD	5665 UNITED RENTALS (NORT		161264322-014	10/16/2019	20191048	11/01/19	180.00
			Invoice: 161264322-014						
			Invoice: 162577125-014		162577125-014	10/17/2019	20191048	11/01/19	110.00
			Invoice: 168756347-007		168756347-007	10/22/2019	20191048	11/01/19	110.00
								CHECK 268764 TOTAL:	400.00
268765	11/01/2019	PRTD	971 UNITED WAY OF GREATE		PAYROLL 10/26/19	10/26/2019		11/01/19	204.00
			Invoice: PAYROLL 10/26/19						
								CHECK 268765 TOTAL:	204.00
268766	11/01/2019	PRTD	977 UTZ QUALITY FOODS, I		753503660	10/24/2019	20181598	11/01/19	78.57
			Invoice: 753503660						
								CHECK 268766 TOTAL:	78.57
268767	11/01/2019	PRTD	3177 VERIZON WIRELESS		842259140-00001	10/15/2019	20191404	11/01/19	20.10
			Invoice: 842259140-00001						
								CHECK 268767 TOTAL:	20.10
268768	11/01/2019	PRTD	3177 VERIZON WIRELESS		942217495-00001	10/15/2019	20191404	11/01/19	85.32
			Invoice: 942217495-00001						
								CHECK 268768 TOTAL:	85.32
268769	11/01/2019	PRTD	3177 VERIZON WIRELESS		386113048-00006	10/23/2019	20191404	11/01/19	413.23
			Invoice: 386113048-00006						
								CHECK 268769 TOTAL:	413.23
268770	11/01/2019	PRTD	7933 WESTECH RIGGING SUPP		294200	10/18/2019	20192298	11/01/19	1,495.00
			Invoice: 294200						
								CHECK 268770 TOTAL:	1,495.00
268771	11/01/2019	PRTD	3264 WINDSTREAM		330-278-4544	10/24/2019	20190077	11/01/19	234.88
			Invoice: 330-278-4544						
								CHECK 268771 TOTAL:	234.88

A/P CASH DISBURSEMENTS

CASH ACCOUNT: 0000000 100000		Cash							
CHECK NO	CHK DATE	TYPE	VENDOR NAME	VOUCHER	INVOICE	INV DATE	PO	CHECK RUN	NET
						INVOICE DTL DESC			
Invoice: 330-278-4691					330-278-4691	10/24/2019	20190077	11/01/19	59.51
						ELECTRICITY 9/22-10/21/19			
Invoice: 330-278-7618					330-278-7618	10/24/2019	20190077	11/01/19	80.32
						ELECTRICITY 9/22-10/21/19			
						CHECK	268771	TOTAL:	374.71
268772	11/01/2019	PRTD	1036 WOLFF BROS. SUPPLY		17278829-000	10/26/2019	20192303	11/01/19	1,168.00
			Invoice: 17278829-000			PRESSURE RELIEF VALVE			
						CHECK	268772	TOTAL:	1,168.00
268773	11/01/2019	PRTD	8481 YESHIVA DERECH HALOR		6/12/19 & 6/18/19	09/06/2019	20192199	11/01/19	488.55
			Invoice: 6/12/19 & 6/18/19			ZOO TRIP TRAVEL REIMBURSEMENT-PRESCHOOL			
						CHECK	268773	TOTAL:	488.55
268774	11/01/2019	PRTD	3309 ZONE ENTERTAINMENT		174120	10/30/2019	20192247	11/01/19	12,500.00
			Invoice: 174120			MONSTER MASH DANCE PARTY			
						CHECK	268774	TOTAL:	12,500.00
					NUMBER OF CHECKS	157	*** CASH ACCOUNT TOTAL ***		1,261,636.65
					TOTAL PRINTED CHECKS	COUNT	AMOUNT		
						157	1,261,636.65		
							*** GRAND TOTAL ***		1,261,636.65

Visa and Visa Travel Card

10/06/2019 to 11/02/2019

Supplier	Merchant Category	Amount USD
0066 First Watch Restaura Total	Eating Places/Restaurants (5812)	\$67.27
1536 Jcs Pittsburgh Total	Eating Places/Restaurants (5812)	\$58.76
1717 E Ninth St Total	Parking Lots, Meters, Garages (7523)	\$8.50
229 Keystone Automotive Total	Motor Vehicle Supply/New Parts (5013)	\$222.00
3rd St Diner Total	Eating Places/Restaurants (5812)	\$19.85
7-002- Gateway Total	Toll And Bridge Fees (4784)	\$15.80
95497 - Standard Parking Total	Parking Lots, Meters, Garages (7523)	\$33.00
98485 - Lot 53 Total	Parking Lots, Meters, Garages (7523)	\$6.00
99987 - Ameritrust Garage Total	Parking Lots, Meters, Garages (7523)	\$16.00
Abel Truck Parts Total	Automotive Parts Stores (5533)	\$1,016.41
Abm 200 Public Sq Garage Total	Parking Lots, Meters, Garages (7523)	\$20.00
Abm Parking Staion Sq Gar Total	Parking Lots, Meters, Garages (7523)	\$23.00
Abm Parking US Bank Garag Total	Parking Lots, Meters, Garages (7523)	\$15.00
Ace 51 Independence Total	Hardware Stores (5251)	\$62.30
Ace 56 Westlake Total	Hardware Stores (5251)	\$154.16
Ace 65 Kamms Corner Total	Hardware Stores (5251)	\$75.84
Ace Tools Aim Supply Total	Hardware Stores (5251)	\$229.80
Acme No. 20 Total	Grocery Stores/Supermarkets (5411)	\$55.69
Action Door Brooklyn Total	Industrial Supplies - Def (5085)	\$394.65
Acushnet Billtrust Total	Sporting Goods Stores (5941)	\$201.98
Adobe Stock Total	Computer Software Stores (5734)	\$29.99
Advance Auto Parts #7523 Total	Automotive Parts Stores (5533)	\$16.54
Ag Pro North Royalton Total	Misc Auto Dealers - Default (5599)	\$684.24
Air Can* Total	Air Canada (3009)	\$30.25
Air Canada Total	Air Canada (3009)	\$30.00
Airgass North Total	Chemicals/Allied Prods - Def (5169)	\$647.51
Air-Rite Service Inc Total	Industrial Supplies - Def (5085)	\$36.75
Alberta Boot Company Total	Uniforms & Commercial Clothing (5137)	\$588.80
Aldi 63012 Total	Grocery Stores/Supermarkets (5411)	\$72.08
Aldi 63012 Sss Total	Grocery Stores/Supermarkets (5411)	-\$5.07
Aldi 63025 Total	Grocery Stores/Supermarkets (5411)	\$6.78
Aldi 63033 Total	Grocery Stores/Supermarkets (5411)	\$6.26
Aldi 63068 Total	Grocery Stores/Supermarkets (5411)	\$84.47
All Rags Total	Industrial Supplies - Def (5085)	\$107.00
Am Leonard Total	Combination Catalog & Retail (5965)	\$1,802.54
Amazon Prime Total	Continuity/Subscription Mercht (5968)	\$0.00
Amazon Web Services Total	Business Services - Default (7399)	\$203.00
Amazon.Com Amzn.Com/bill Total	Book Stores (5942)	-\$13.66

Supplier	Merchant Category	Amount USD
Amazon.Com*092qo1fy3 Amzn Total	Book Stores (5942)	\$55.07
Amazon.Com*0g2bw0pa3 Amzn Total	Book Stores (5942)	\$73.16
Amazon.Com*3m5dp8s93 Amzn Total	Book Stores (5942)	\$122.07
Amazon.Com*5973795g3 Total	Book Stores (5942)	\$67.83
Amazon.Com*5s4tm6ar3 Amzn Total	Book Stores (5942)	\$43.70
Amazon.Com*6v1a36mk3 Amzn Total	Book Stores (5942)	\$110.40
Amazon.Com*7j4hk7us3 Amzn Total	Book Stores (5942)	\$251.87
Amazon.Com*8x70w9ie3 Amzn Total	Book Stores (5942)	\$39.92
Amazon.Com*9m2it1ko3 Amzn Total	Book Stores (5942)	\$74.00
Amazon.Com*a95932tf3 Amzn Total	Book Stores (5942)	\$80.20
Amazon.Com*at3ef7z03 Amzn Total	Book Stores (5942)	\$99.95
Amazon.Com*cl12z5nq3 Amzn Total	Book Stores (5942)	\$50.92
Amazon.Com*ct4h74du3 Amzn Total	Book Stores (5942)	\$225.00
Amazon.Com*d28v49bb3 Amzn Total	Book Stores (5942)	\$19.19
Amazon.Com*ef50m0dq3 Amzn Total	Book Stores (5942)	\$29.94
Amazon.Com*eq7l906d3 Total	Book Stores (5942)	\$312.18
Amazon.Com*gy7xe22i3 Amzn Total	Book Stores (5942)	\$15.99
Amazon.Com*gz4bg0xb3 Amzn Total	Book Stores (5942)	\$123.76
Amazon.Com*hn5ng5jn3 Amzn Total	Book Stores (5942)	\$69.46
Amazon.Com*k204v6kx3 Amzn Total	Book Stores (5942)	\$16.84
Amazon.Com*l45cp7e83 Amzn Total	Book Stores (5942)	\$26.00
Amazon.Com*l60fo7it3 Amzn Total	Book Stores (5942)	\$126.99
Amazon.Com*m38ce1au1 Amzn Total	Book Stores (5942)	\$29.14
Amazon.Com*nc3al5lb3 Amzn Total	Book Stores (5942)	\$29.94
Amazon.Com*ns9bf1ib3 Amzn Total	Book Stores (5942)	\$46.23
Amazon.Com*nt4o283f3 Total	Book Stores (5942)	\$36.42
Amazon.Com*oe34v6ld3 Amzn Total	Book Stores (5942)	\$65.56
Amazon.Com*p41db7zi3 Amzn Total	Book Stores (5942)	\$172.99
Amazon.Com*q4xw2e73 Amzn Total	Book Stores (5942)	\$43.99
Amazon.Com*qs9726ab3 Total	Book Stores (5942)	\$89.63
Amazon.Com*r271r1h83 Amzn Total	Book Stores (5942)	\$300.00
Amazon.Com*rb1v00v43 Amzn Total	Book Stores (5942)	\$43.98
Amazon.Com*sl3bo57n3 Amzn Total	Book Stores (5942)	\$169.90
Amazon.Com*ta0me5ui3 Amzn Total	Book Stores (5942)	\$444.87
Amazon.Com*ul38e7sc3 Amzn Total	Book Stores (5942)	\$22.26
Amazon.Com*wz96s5203 Amzn Total	Book Stores (5942)	\$55.65
Amazon.Com*y08rt3673 Amzn Total	Book Stores (5942)	\$32.79
Amazon.Com*y431q1cd3 Amzn Total	Book Stores (5942)	\$53.74
Amazon.Com*yb46l17n3 Amzn Total	Book Stores (5942)	\$26.07
Amazon.Com*ys1v92mb3 Amzn Total	Book Stores (5942)	\$252.96
Amazon.Com*zs43c38w3 Amzn Total	Book Stores (5942)	\$27.67
American Bar Association Total	Member Organizations - Def (8699)	\$137.90
American Flags Exp Total	Misc Home Furnishing (5719)	\$84.40

Supplier	Merchant Category	Amount USD
American Powersport Total	Sporting Goods Stores (5941)	\$37.78
American Red Cross Total	Charitable/Soc Service Orgs (8398)	\$130.35
American Soc Of Lan Total	Schools - Default (8299)	\$490.00
Amz*safety Smart Gea Total	Misc Apparel/Access Shops (5699)	\$423.64
Amzn Mktp Us Total	Book Stores (5942)	\$12,074.11
An Ford Westlake Total	Automobile Dealers And Leasing (5511)	\$949.69
Anypromo Inc Total	Misc Gen Merchandise - Def (5399)	\$1,021.61
Ap Now & Tomorrow Total	Business Services - Default (7399)	\$167.00
Apl*itunes.Com/Bill Total	Record Shops (5735)	\$9.96
Applied Ind Tech 2141 Total	Industrial Supplies - Def (5085)	\$150.82
Aramark Cleveland Ocs Total	Commercial Equipment - Default (5046)	\$604.56
Aramark Cleveland Zoo Total	Fast Food Restaurants (5814)	\$464.20
Architecturaldepot.Com Total	Furniture/Equip Stores (5712)	\$418.60
Ardisam Total	Commercial Equipment - Default (5046)	\$59.35
Arin Total	Member Organizations - Def (8699)	\$250.00
Artemia International Total	Pet Stores/Food & Supply (5995)	\$267.00
Assoc Of Zoos & Aquar Total	Member Organizations - Def (8699)	\$485.00
Auto Parts Of Chesterlan Total	Automotive Parts Stores (5533)	\$139.45
Automotive Distributors A Total	Motor Vehicle Supply/New Parts (5013)	\$189.45
Automotive Distributors C Total	Motor Vehicle Supply/New Parts (5013)	\$4,949.39
Autozone #1784 Total	Automotive Parts Stores (5533)	\$16.96
Autozone1996autozone Total	Automotive Parts Stores (5533)	\$185.56
Avon Lake Deli & Carryou Total	Pkg Stores/Beer/Wine/Liquor (5921)	\$32.01
Axelrod Buick Gmc Total	Automobile Dealers And Leasing (5511)	\$189.10
B&h Photo 800-606-6969 Total	Camera & Photo Supply Store (5946)	\$655.21
Bagspot Pet Waste Sol Total	Misc Gen Merchandise - Def (5399)	\$1,277.25
Baker Vehicle Systems In Total	Commercial Equipment - Default (5046)	\$1,594.38
Baldwin Wallace Colony Total	Eating Places/Restaurants (5812)	\$70.00
Bath Tractor Llc Total	Lawn/Garden Supply/Nursery (5261)	\$28.70
Batteries Plus #0139 Total	Misc Speciality Retail (5999)	\$316.83
Bed Bath & Beyond #607 Total	Misc Home Furnishing (5719)	\$46.96
Best Buy 00010991 Total	Electronics Sales (5732)	\$34.99
Best Western Airport Inn Total	Best Western (3502)	\$96.04
Best Western Glo Total	Best Western (3502)	\$128.88
Big Dees Tack Total	Pet Stores/Food & Supply (5995)	\$669.49
Black & Decker Srv #12 Total	Hardware Stores (5251)	\$79.35
Blinkers Tavern Total	Eating Places/Restaurants (5812)	\$18.97
Blue Point Grille Total	Eating Places/Restaurants (5812)	\$80.93
Bob Evans Rest #549 Total	Eating Places/Restaurants (5812)	\$58.46
Bob Gillingham Ford Total	Automobile Dealers And Leasing (5511)	\$473.07
Bond Chemicals Inc Total	Chemicals/Allied Prods - Def (5169)	\$513.00
Bone Clones, Inc. Total	Misc Speciality Retail (5999)	\$1,908.36
Bonnie Speed Delivery Total	Business Services - Default (7399)	\$16.00

Supplier	Merchant Category	Amount USD
Bortnick Tractor Total	Misc Auto Dealers - Default (5599)	\$124.08
Boyas Excavating Total	Business Services - Default (7399)	\$40.00
Bp#9360314thompson Road Total	Automated Fuel Dispensers (5542)	\$42.71
Brt Charter Service Total	Business Services - Default (7399)	\$440.00
Bruder Building Material Total	Lumber/Build. Supply Stores (5211)	\$122.40
Bruegger S Bagles # 761 Total	Fast Food Restaurants (5814)	\$7.83
Brueggers Catering #3734 Total	Fast Food Restaurants (5814)	\$152.83
Buca Di Beppo-Pittsburgh Total	Eating Places/Restaurants (5812)	\$40.00
Buckeye Heating & Air Total	Plumbing/Heating Equipment (5074)	\$98.82
Buckhead Saloon Total	Eating Places/Restaurants (5812)	\$74.44
Buffer Analyze 10 Mo Total	Misc Publishing & Printing (2741)	\$25.00
Buffer Publish Sbp Mo Total	Misc Publishing & Printing (2741)	\$89.10
Buffer Reply Mo Total	Misc Publishing & Printing (2741)	\$148.50
Bureau Of Bldg Code Comp Total	Govt Serv - Default (9399)	\$2,521.50
Cafe Lush Total	Eating Places/Restaurants (5812)	\$24.79
Camelias Mexican Grill Total	Eating Places/Restaurants (5812)	\$13.90
Car Parts Warehouse # 22 Total	Automobile Dealers And Leasing (5511)	\$1,844.35
Carquest 9379 Total	Automotive Parts Stores (5533)	\$379.79
Carrabas Atl Total	Eating Places/Restaurants (5812)	\$23.30
Carter Lumber Total	Lumber/Build. Supply Stores (5211)	\$1,125.35
Cascade Designs Total	Misc Gen Merchandise - Def (5399)	\$95.10
Cattle Baron Skukuza Total	Eating Places/Restaurants (5812)	\$26.41
Center Service Camper Sal Total	Trailer Camper Dealer (5561)	\$17.94
Centerra Co-Op Total	Hardware Stores (5251)	\$39.98
Century Equipment Total	Business Services - Default (7399)	\$1,613.69
Cgl*magic Cabin Dolls Total	Hobby/Toy/Game Stores (5945)	\$700.61
Chagrin Pet & Garden Supp Total	Lawn/Garden Supply/Nursery (5261)	\$282.45
Chain Saw Sales Total	Hardware Stores (5251)	\$798.83
Charge.Prezi.Com Total	Computers/Peripherals/Software (5045)	\$10.00
Chateau Bromont Inc Total	Lodging/Hotels/Motels/Resorts (7011)	\$760.49
Chemsafe International Total	Industrial Supplies - Def (5085)	\$166.08
Chipotle 1146 Total	Fast Food Restaurants (5814)	\$14.13
Chronicle Books Total	Book Stores (5942)	\$799.00
Chucks Custom Total	Auto Service Shops/Non Dealer (7538)	\$222.18
Cintas 60a Sap Total	Business Services - Default (7399)	\$356.77
Ciox Health Total	Med/Health Services - Def (8099)	\$21.60
City Of Seven Hills - Re Total	Govt Serv - Default (9399)	\$90.00
Clarion Hotel Total	Clarion Hotel (3687)	-\$64.08
Classic Chevrolet Parts Total	Automobile Dealers And Leasing (5511)	\$540.12
Clemet Merwins Warf Total	Eating Places/Restaurants (5812)	\$262.90
Cleveland Hermetic & S Total	Plumbing/Heating Equipment (5074)	\$1,348.87
Cleveland Key And Securit Total	Misc Repair Services (7699)	\$88.00
Cleveland Lumber Co. Total	Construction Materials - Def (5039)	\$1,646.48

Supplier	Merchant Category	Amount USD
Cleveland Lumber Compa Total	Lumber/Build. Supply Stores (5211)	\$177.91
Cleveland Metropark Zo Total	Gift/Card/Novelty And Souvenir Stores (5947)	\$191.31
Cleveland Metropolitan Ba Total	Member Organizations - Def (8699)	\$300.00
Cleveland Printwear Inc Total	Business Services - Default (7399)	\$1,388.50
Cleveland Southwest Safet Total	Schools - Default (8299)	\$15.00
Cleveland Tool & Cutter I Total	Hardware Stores (5251)	\$119.88
Cloudinary Ltd Total	Computer Program/Sys Design (7372)	\$99.00
Cmp Hinckley Lake Boathou Total	Govt Serv - Default (9399)	\$130.00
Colony Hardware Corpor Total	Hardware Equipment/Supplies (5072)	\$357.80
Community Playthings Total	Commercial Furniture (5021)	\$645.00
Components Distribut Total	Electrical Contractors (1731)	\$128.07
Core & Main Lp 256 Total	Construction Materials - Def (5039)	\$1,540.38
Corp Ohio Total	Equip/Furn Rent/Lease Serv (7394)	\$973.75
Costco Whse #0343 Total	Wholesale Clubs (5300)	\$37.98
Costco Whse #0344 Total	Wholesale Clubs (5300)	\$525.42
Costco Whse #0625 Total	Wholesale Clubs (5300)	\$136.56
Cp Columbus F&b Kiosk Total	Crowne Plaza Hotels (3750)	\$9.68
Crains Clev Subscrip Total	Continuity/Subscription Mercht (5968)	\$79.00
Creaitve Displays, Inc Total	Misc Gen Merchandise - Def (5399)	\$910.86
Crosby Yacht Yard Total	Civic/Social/Fraternal Assc (8641)	\$649.71
Crown Cleaning Systems Total	Commercial Equipment - Default (5046)	\$110.00
Crowne Plaza Columbus Total	Crowne Plaza Hotels (3750)	\$165.00
Csu Rec Ctr Parking Total	Colleges/Univ/Jc/Profession (8220)	\$16.00
Custom Electric Service Total	Electrical Parts/Equipment (5065)	\$1,220.00
Cuy Cty Auto Title Parma Total	Govt Serv - Default (9399)	\$82.40
Cvs/pharmacy #03314 Total	Drug Stores & Pharmacies (5912)	\$532.40
Cvs/pharmacy #03329 Total	Drug Stores & Pharmacies (5912)	\$33.99
Cxt Incorporated Total	Construction Materials - Def (5039)	\$86.00
D W Fastener Total	Industrial Supplies - Def (5085)	\$72.69
Dadant & Sons, Inc. Total	Misc Gen Merchandise - Def (5399)	\$192.06
Daigger Scientific Inc Total	Lab/Med/Hospital Equipment (5047)	\$378.42
Dairy One Cooperativ Total	Commercial Equipment - Default (5046)	\$162.00
Daves Supermarket Ohio Total	Grocery Stores/Supermarkets (5411)	\$105.96
Daves Supermarket Turne Total	Grocery Stores/Supermarkets (5411)	\$33.43
Daves Supermarket Vi Total	Grocery Stores/Supermarkets (5411)	\$11.38
Davios Total	Eating Places/Restaurants (5812)	\$46.36
Davis Tree Farm Total	Lawn/Garden Supply/Nursery (5261)	\$1,514.50
Days Inn Eagan Total	Days Inn (3510)	\$132.14
Ddm 18 Supermarket Total	Grocery Stores/Supermarkets (5411)	\$19.98
Delta Air Total	Delta (3058)	\$925.52
Denigris Garden Center Total	Lawn/Garden Supply/Nursery (5261)	\$20.00
Digitalocean.Com Total	Computer Software Stores (5734)	\$830.13
Dinas Pizza & Pub Total	Eating Places/Restaurants (5812)	\$174.89

Supplier	Merchant Category	Amount USD
Dinos Catering At A Total	Caterers (5811)	\$210.04
Discount Drug Mart 8 Total	Drug Stores & Pharmacies (5912)	\$23.93
Discover Signage Material Total	Durable Goods - Default (5099)	\$12.00
Displays2go Total	Durable Goods - Default (5099)	\$217.39
Distillata Co. Total	Durable Goods - Default (5099)	\$86.20
Div Of Ind Comp Fiscal Total	Govt Serv - Default (9399)	\$136.50
Dm Merchandising, Inc Total	Misc Gen Merchandise - Def (5399)	\$1,468.14
Doiusfws Total	Govt Serv - Default (9399)	\$186.00
Dollar Tree Total	Variety Stores (5331)	\$34.00
Dott Products Total	Durable Goods - Default (5099)	\$998.50
Drive Nail Pneumati Total	Hardware Stores (5251)	\$109.75
Driveway Markers Total	Durable Goods - Default (5099)	\$325.00
Dunkin #331201 Q35 Total	Fast Food Restaurants (5814)	\$30.56
Dunn Hdwe Llc Total	Hardware Stores (5251)	\$101.28
Dynamic Brands Total	Durable Goods - Default (5099)	\$184.00
E.A.B. Truck Service Total	Auto Service Shops/Non Dealer (7538)	\$67.96
Eb Forests For The Fu Total	Business Services - Default (7399)	\$10.00
E-Conolight Total	Electrical Parts/Equipment (5065)	\$270.92
Ecosox Total	Commercial Footwear (5139)	\$884.90
Eddys Bike Shop North Olm Total	Bicycle Shops/Sales/Service (5940)	\$309.84
Eig Total	Continuity/Subscription Mercht (5968)	\$445.00
Einstein 4oh10 Total	Fast Food Restaurants (5814)	\$5.17
Ej Usa Cleveland Total	Durable Goods - Default (5099)	\$996.03
Envatomarket49653872 Total	Advertising Services (7311)	\$22.00
Envatomarket49667959 Total	Advertising Services (7311)	\$13.00
Eps Supply, Inc Total	Plumbing/Heating Equipment (5074)	\$1,271.83
Eurocafe St733 Total	Misc Food Stores - Default (5499)	\$4.72
Evergreen Enterprises Total	Misc Home Furnishing (5719)	\$485.30
Extendedstay 4018 Total	Extended Stay (3621)	\$334.97
Exxonmobil 97471148 Total	Automated Fuel Dispensers (5542)	\$29.03
Fabrizi Trucking & Paving Total	Contractors - Concrete (1771)	\$200.00
Facebk 3ksf2p2mw2 Total	Advertising Services (7311)	\$513.68
Facebk 79bagnnlw2 Total	Advertising Services (7311)	\$900.00
Facebk Aeqsqnlw2 Total	Advertising Services (7311)	\$900.00
Facebk Dfa8dn2lw2 Total	Advertising Services (7311)	\$900.00
Facebk Fudg8pwkw2 Total	Advertising Services (7311)	\$900.00
Fairfield Inn & Suites Total	Fairfield Inn (3715)	\$1,397.34
Famous Supply 21 Clevelan Total	Plumbing/Heating Equipment (5074)	\$23.34
Fastenal Company 01ohcl2 Total	Industrial Supplies - Def (5085)	\$27.38
Fastenal Company 01ohcle Total	Industrial Supplies - Def (5085)	\$134.48
Fastenal Company 01ohmid Total	Industrial Supplies - Def (5085)	\$29.24
Fasteners Plus Total	Hardware Stores (5251)	\$82.02
Fedex Total	Courier Services (4215)	\$268.06

Supplier	Merchant Category	Amount USD
Fellers Inc Total	Durable Goods - Default (5099)	\$52.68
Ferguson Ents 1953 Total	Plumbing/Heating Equipment (5074)	\$458.92
Fibre Glast Total	Industrial Supplies - Def (5085)	\$88.95
Filtrex International Total	Industrial Supplies - Def (5085)	\$980.00
Fimco Schaben Agspray Total	Commercial Equipment - Default (5046)	\$17.90
Fin Feather Fur Total	Misc Gen Merchandise - Def (5399)	\$291.54
Fisher Auto Parts 554 Total	Automotive Parts Stores (5533)	\$30.82
Fisher Fed Auto Pt 523 Total	Automotive Parts Stores (5533)	\$441.05
Fisher Fed Auto Pt 526 Total	Automotive Parts Stores (5533)	\$37.45
Flaghouse Inc Total	Misc Gen Merchandise - Def (5399)	\$87.98
Flying Dog Pub Bwi Total	Eating Places/Restaurants (5812)	\$21.17
Formcenter Total	Misc Publishing & Printing (2741)	\$118.72
Forum For Volunteer Admin Total	Member Organizations - Def (8699)	\$165.00
Four O Corporation Total	Chemicals/Allied Prods - Def (5169)	\$1,883.11
Fs *angelcam Total	Computer Software Stores (5734)	\$30.00
Fun Express Total	Catalog Merchant (5964)	\$695.71
Gales Garden Center Total	Gift/Card/Novelty And Souvenir Stores (5947)	\$59.97
Galls Total	Uniforms & Commercial Clothing (5137)	\$198.00
Gallup, Inc Total	Schools - Default (8299)	\$2,900.00
Ganley Buick Gmc Total	Automobile Dealers And Leasing (5511)	\$188.48
Ganley Chevrolet Inc. Total	Automobile Dealers And Leasing (5511)	\$759.76
Ganley Lincoln Total	Automobile Dealers And Leasing (5511)	\$3,962.94
Gateway Tire And Service Total	Automotive Tire Stores (5532)	\$300.26
Gaylord Bros Inc Total	Catalog Merchant (5964)	\$49.67
Geneva Hotel Sales Total	Lodging/Hotels/Motels/Resorts (7011)	-\$21.98
Gerow Equipment Company Total	Plumbing/Heating Equipment (5074)	\$500.00
Gfs Store #0512 Total	Grocery Stores/Supermarkets (5411)	\$192.44
Gfs Store #0600 Total	Grocery Stores/Supermarkets (5411)	\$517.81
Gfs Store #0954 Total	Grocery Stores/Supermarkets (5411)	\$101.73
Gfs Store #1517 Total	Grocery Stores/Supermarkets (5411)	\$15.98
Gfs Store #1987 Total	Grocery Stores/Supermarkets (5411)	\$475.71
Gfs Store #2033 Total	Grocery Stores/Supermarkets (5411)	\$66.38
Giant Eagle #0218 Total	Grocery Stores/Supermarkets (5411)	\$31.96
Giant Eagle #4088 Total	Grocery Stores/Supermarkets (5411)	\$6.39
Giant Eagle #5810 Total	Grocery Stores/Supermarkets (5411)	\$58.38
Giant Eagle #5831 Total	Grocery Stores/Supermarkets (5411)	\$23.94
Giant Eagle #5836 Total	Grocery Stores/Supermarkets (5411)	\$133.65
Giant-Eagle #0208 Total	Grocery Stores/Supermarkets (5411)	\$42.76
Giant-Eagle #0209 Total	Grocery Stores/Supermarkets (5411)	\$23.97
Giant-Eagle #1263 Total	Grocery Stores/Supermarkets (5411)	\$23.92
Giant-Eagle #6376 Total	Grocery Stores/Supermarkets (5411)	\$86.20
Giant-Eagle #6377 Total	Grocery Stores/Supermarkets (5411)	\$30.79
Giant-Eagle #6381 Total	Grocery Stores/Supermarkets (5411)	\$41.94

Supplier	Merchant Category	Amount USD
Giordanos Of Rosemont Total	Eating Places/Restaurants (5812)	\$44.63
Govdeals Total	Used Merchandise Stores (5931)	\$2,100.00
Grainger Total	Industrial Supplies - Def (5085)	\$5,731.88
Graybar Electric Total	Electrical Parts/Equipment (5065)	\$315.81
Graybar Electric Company Total	Electrical Parts/Equipment (5065)	\$303.71
Grimco Inc Total	Durable Goods - Default (5099)	\$4,244.21
Grumpys Cafe Total	Eating Places/Restaurants (5812)	\$51.66
Hajoca Welker-Mckee 143 Total	Plumbing/Heating Equipment (5074)	\$211.45
Half Price Books #050 Total	Book Stores (5942)	\$7.47
Hall Signs Inc Total	Durable Goods - Default (5099)	\$629.95
Halle Garage Total	Parking Lots, Meters, Garages (7523)	\$11.00
Hanes Gear For Sports Total	Sports/Riding Apparel Store (5655)	\$163.71
Harbor Freight Tools 130 Total	Hardware Stores (5251)	\$1,271.06
Harbor Freight Tools 202 Total	Hardware Stores (5251)	\$297.75
Harbor Freight Tools 484 Total	Hardware Stores (5251)	\$124.99
Harbor Freight Tools 705 Total	Hardware Stores (5251)	\$479.99
Hard Rock Pittsburgh R Total	Eating Places/Restaurants (5812)	\$32.27
Harrington Ind Plastics Total	Plumbing/Heating Equipment (5074)	\$153.45
Harris Battery Co. 004 Total	Industrial Supplies - Def (5085)	\$1,379.44
Hd Supply White Cap #156 Total	Construction Materials - Def (5039)	\$130.00
Heinens #10 Total	Grocery Stores/Supermarkets (5411)	\$14.34
Heinens #12 Total	Grocery Stores/Supermarkets (5411)	\$31.95
Heinens #17 Total	Grocery Stores/Supermarkets (5411)	\$44.60
Heinens #7 Total	Grocery Stores/Supermarkets (5411)	\$180.92
Heinens Strongville #20 Total	Grocery Stores/Supermarkets (5411)	\$45.63
Henderson Industries Inc Total	Automotive Parts Stores (5533)	\$235.78
Hilti Inc Total	Hardware Stores (5251)	\$638.22
Hilton Garden Inn Clevela Total	Hilton (3504)	\$1,069.50
Hilton Garden Inn Oakb Total	Hilton Garden Inn (3604)	\$431.64
Hobby-Lobby #449 Total	Hobby/Toy/Game Stores (5945)	\$3.98
Holden Forsts Grdn Total	Charitable/Soc Service Orgs (8398)	\$90.00
Holiday Inn Express - Do Total	Holiday Inn (3501)	\$584.64
Homedepot.Com Total	Home Supply Warehouse Stores (5200)	\$1,027.39
Homerun Harrys Total	Eating Places/Restaurants (5812)	\$8.23
House Of Japan Columbus Total	Eating Places/Restaurants (5812)	\$89.40
Hyatt Atlanta Mdtwn F&b Total	Eating Places/Restaurants (5812)	\$17.35
Hyatt Atlanta Midtown Total	Hyatt (3640)	\$249.32
Hyatt Regency St.Louis Total	Hyatt (3640)	\$327.84
laapa Expo/ Events Total	Member Organizations - Def (8699)	\$468.00
lata - Intl Air Trans Total	Member Organizations - Def (8699)	\$326.78
Idn Hardware Sales-Inc Total	Durable Goods - Default (5099)	\$454.56
Illy Go Total	Eating Places/Restaurants (5812)	\$10.49
Implus Footcare Llc Total	Commercial Footwear (5139)	\$702.00

Supplier	Merchant Category	Amount USD
In *adkins & Company, Inc Total	Misc Publishing & Printing (2741)	\$34.00
In *am Tech Inc Total	Misc Personal Serv - Def (7299)	\$125.00
In *aquatic Equipment And Total	Industrial Supplies - Def (5085)	\$367.01
In *aslan Inc Total	Clean/Maint/Janitorial Serv (7349)	\$3,647.50
In *central Window Cleani Total	Misc Personal Serv - Def (7299)	\$65.00
In *herbarium Supply Total	Misc Gen Merchandise - Def (5399)	\$317.67
In *lakeside Sand & Grave Total	Construction Materials - Def (5039)	\$998.25
In *maximum Velocity,llc Total	Misc Personal Serv - Def (7299)	\$832.25
In *medina Farmers Exchan Total	Agricultural Co-Operative (763)	\$400.00
In *storage In Motion Total	Transportation Svcs - Default (4789)	\$756.00
In *the Greensmith LlC Total	Misc Speciality Retail (5999)	\$60.68
Independence Office And B Total	Commercial Equipment - Default (5046)	\$4,556.29
Industrial Safety Prod Total	Industrial Supplies - Def (5085)	\$260.00
Indy Equipment And Supply Total	Lumber/Build. Supply Stores (5211)	\$197.98
Itr Eastpoint Tolls Total	Toll And Bridge Fees (4784)	\$18.00
Itr Portage Tolls Total	Toll And Bridge Fees (4784)	\$9.00
J S C Corporation Total	Automotive Parts Stores (5533)	\$278.44
Jacco And Associates Inc Total	Heating (1711)	\$202.76
Jack Frost Donuts Total	Fast Food Restaurants (5814)	\$223.30
Jackson Hirsh Inc Total	Durable Goods - Default (5099)	\$219.07
Jerrys House Of Kolors Total	Auto Body Repair Shops (7531)	\$397.00
Jersey Mikes 2074 Total	Fast Food Restaurants (5814)	\$126.39
Jimmy Johns - 3469 Total	Fast Food Restaurants (5814)	\$23.36
Jmd Company - Macedonia Total	Construction Materials - Def (5039)	\$180.00
Joann Stores #1923 Total	Fabric Stores (5949)	\$26.91
Joann Stores #2021 Total	Fabric Stores (5949)	\$34.68
Joe Maxx Coffee Company Total	Eating Places/Restaurants (5812)	\$49.48
John Maxwell Company Total	Schools - Default (8299)	\$99.00
Johnstone Supply Clevela Total	Industrial Supplies - Def (5085)	\$220.92
Jti Inc Total	Automotive Parts Stores (5533)	\$397.78
Julia Evans Total	Books/Periodicals/Newspapers (5192)	\$12.00
Jungle Jims Total	Grocery Stores/Supermarkets (5411)	\$12.04
K & M International Inc Total	Non-Durable Goods - Default (5199)	\$643.00
Kalinich Fence Co Inc Total	Gen Contractors Residentl/Coml (1520)	\$3,529.10
Kavsar Total	Eating Places/Restaurants (5812)	\$13.40
Kayline Company Total	Industrial Supplies - Def (5085)	\$240.76
Kirk Battery Co Inc Total	Automotive Parts Stores (5533)	\$1,614.62
Klyn Nurseries Inc Total	Florist Supplies/Nursery Stock (5193)	\$165.00
Kold Ban International Total	Durable Goods - Default (5099)	\$120.50
Koltcz Concrete Block Co Total	Lumber/Build. Supply Stores (5211)	\$474.10
Krystowski Tractor Sal Total	Hardware Stores (5251)	\$1,309.58
Ksu Parking Booth Total	Colleges/Univ/Jc/Profession (8220)	\$0.25
Kurtz Brothers Canal Stor Total	Landscape/Horticultural Ser (780)	-\$162.60

Supplier	Merchant Category	Amount USD
Kurtz Brothers Garfield Total	Landscape/Horticultural Ser (780)	\$421.00
Kwik Kleen Parts Washer Total	Commercial Equipment - Default (5046)	\$179.50
Laddl - Vet School Total	Colleges/Univ/Jc/Profession (8220)	\$66.00
Laerdalmedical Total	Lab/Med/Hospital Equipment (5047)	\$152.95
Lake Erie Golf Cars Total	Misc Auto Dealers - Default (5599)	\$74.35
Lakeshore Learning #65 Total	Misc Gen Merchandise - Def (5399)	\$129.40
Lakeside Supply Company Total	Heating (1711)	\$1,990.35
Lakewood Supply Co. Total	Industrial Supplies - Def (5085)	\$3,372.66
Land N Sea Distributing Total	Durable Goods - Default (5099)	\$35.28
Lands End Bus Outfitters Total	Uniforms & Commercial Clothing (5137)	\$1,786.79
Larsen Lumber And Supply Total	Construction Materials - Def (5039)	\$378.23
Lasergifts Total	Gift/Card/Novelty And Souvenir Stores (5947)	\$471.57
Lawson Products Total	Industrial Supplies - Def (5085)	\$482.03
Leff Electric Co Cl Total	Electrical Parts/Equipment (5065)	\$955.54
Leff Electric Co St Total	Electrical Parts/Equipment (5065)	\$156.40
Left Field Tavern Total	Fast Food Restaurants (5814)	\$20.21
Lexington Services Inc Total	Misc Food Stores - Default (5499)	\$4,011.00
Licursi Garden Center Total	Lawn/Garden Supply/Nursery (5261)	\$74.25
Lifeguard Store - Online Total	Family Clothing Stores (5651)	\$382.75
Lindsay Precast Inc Total	Contractors - Concrete (1771)	\$701.33
Lockkeepers Total	Eating Places/Restaurants (5812)	\$86.00
Lodi Lumber Co Total	Lumber/Build. Supply Stores (5211)	\$1,200.64
Lone Star Flags And Golf Total	Sporting Goods Stores (5941)	\$296.82
Love S Country00003244 Total	Automated Fuel Dispensers (5542)	\$104.00
Lowes #00633 Total	Home Supply Warehouse Stores (5200)	\$108.87
Lowes #00770 Total	Home Supply Warehouse Stores (5200)	\$4,509.38
Lowes #01023 Total	Home Supply Warehouse Stores (5200)	\$75.44
Lowes #01139 Total	Home Supply Warehouse Stores (5200)	\$1,235.01
Lowes #01642 Total	Home Supply Warehouse Stores (5200)	\$191.38
Lowes #02339 Total	Home Supply Warehouse Stores (5200)	\$4,045.99
Lowes #02450 Total	Home Supply Warehouse Stores (5200)	\$495.21
Lyft *ride Fri 5pm Total	Taxicabs/Limousines (4121)	\$24.38
Lyft *ride Wed 9pm Total	Taxicabs/Limousines (4121)	\$24.14
Macho Tool And Supply Total	Commercial Equipment - Default (5046)	\$780.13
Mack Industries Total	Construction Materials - Def (5039)	\$12.00
Mapbox Total	Computer Program/Sys Design (7372)	\$17.42
Maple Heights Automoti Total	Automotive Parts Stores (5533)	\$405.79
Maple Heights Hardware Total	Hardware Stores (5251)	\$822.25
Marc's Brecksville Total	Grocery Stores/Supermarkets (5411)	\$7.33
Marc's Broadview Total	Grocery Stores/Supermarkets (5411)	\$6.38
Marc's Eastgate Total	Grocery Stores/Supermarkets (5411)	\$17.36
Marc's Sagamore Total	Grocery Stores/Supermarkets (5411)	\$30.94
Marc's Strongsville Total	Grocery Stores/Supermarkets (5411)	\$17.55

Supplier	Merchant Category	Amount USD
Maria Gardens Nr Total	Lawn/Garden Supply/Nursery (5261)	\$115.87
Mark Andy Print Products Total	Office/Photo Equipment (5044)	\$614.75
Market District #4086 Total	Grocery Stores/Supermarkets (5411)	\$38.44
Market Main Total	Parking Lots, Meters, Garages (7523)	\$2.00
Marriott Raleigh Cc Fb Total	Marriott (3509)	\$37.58
Marriott Raleigh Cty Total	Marriott (3509)	\$416.76
Mars Electric Cleveland Total	Electrical Parts/Equipment (5065)	\$857.74
Mars Electric Mayfield Total	Electrical Parts/Equipment (5065)	\$35.35
Mars Electric Middlebur Total	Electrical Parts/Equipment (5065)	\$51.43
Marshall Equipment Co Total	Misc Speciality Retail (5999)	\$169.14
Marshall Power Equipment Total	Misc Speciality Retail (5999)	\$719.96
Matt The Millers Tavern G Total	Eating Places/Restaurants (5812)	\$30.26
Mazzella Lifting Technolo Total	Construction Materials - Def (5039)	\$1,285.20
McDonalds F16581 Total	Fast Food Restaurants (5814)	\$5.71
McDonalds F23358 Total	Fast Food Restaurants (5814)	\$1.06
McDonalds F2581 Total	Fast Food Restaurants (5814)	\$6.24
McMaster-Carr Total	Industrial Supplies - Def (5085)	\$2,464.33
Menards 3358 Total	Home Supply Warehouse Stores (5200)	\$1,138.95
Merrick Enterprises Co Total	Industrial Supplies - Def (5085)	\$700.64
Metropks North Chagrin Bo Total	Govt Serv - Default (9399)	\$39.12
Metropolitan Coffee Total	Fast Food Restaurants (5814)	\$18.90
Mettler Toledo Llc Total	Commercial Equipment - Default (5046)	\$269.88
Michaels Stores 4613 Total	Artist/Craft Shops (5970)	\$67.97
Michaels Stores 5015 Total	Artist/Craft Shops (5970)	\$20.87
Michaels Stores 8314 Total	Artist/Craft Shops (5970)	\$1.98
Midwest Veterinary Suppl Total	Lab/Med/Hospital Equipment (5047)	\$2,665.92
Mikescarbparts Total	Automotive Parts Stores (5533)	\$13.70
Mill Supply Inc Total	Automotive Parts Stores (5533)	\$289.84
Millbrook Cricket Farm In Total	Misc Personal Serv - Def (7299)	\$1,458.50
Millcraft - Cleveland Total	Stationery/Office Supplies (5111)	\$629.85
Millcraft - Cleveland Sto Total	Stationery/Office Supplies (5111)	\$190.98
Minnehaha Water Outlet In Total	Misc Speciality Retail (5999)	\$88.00
Mirion Technologies Total	Commercial Equipment - Default (5046)	\$38.75
Mood Pandora Total	Cable/Pay Tv Services (4899)	\$80.85
Morningsonggardens.Com Total	Gift/Card/Novelty And Souvenir Stores (5947)	\$128.00
Moss, Inc Total	Civic/Social/Fraternal Assc (8641)	\$592.50
Mr Tire 1442 00014423 Total	Auto Service Shops/Non Dealer (7538)	\$93.48
Mr. Tire 00014423 Total	Auto Service Shops/Non Dealer (7538)	\$93.48
Msft * E010092jtv,e01009a Total	Computers/Peripherals/Software (5045)	\$153.91
Mufflers For Less Total	Auto Service Shops/Non Dealer (7538)	\$229.95
Muzak DbA Mood Media Total	Cable/Pay Tv Services (4899)	\$200.44
Mwi*veterinarysupply Total	Lab/Med/Hospital Equipment (5047)	\$1,632.70
N. Glantz And Son Total	Industrial Supplies - Def (5085)	\$131.98

Supplier	Merchant Category	Amount USD
N.T. Ruddock Company Total	Hardware Equipment/Supplies (5072)	\$997.00
Nandos Total	Eating Places/Restaurants (5812)	\$9.31
Napa (Chagrin Falls) Total	Automotive Parts Stores (5533)	\$60.27
Napa Ohio Inc 762 Total	Automotive Parts Stores (5533)	\$1,340.99
Napa Ohio Inc14740 Total	Automotive Parts Stores (5533)	\$1,357.64
Napa(Brooklyn) Total	Automotive Parts Stores (5533)	\$511.58
Nas Inc Total	Sporting Goods Stores (5941)	\$235.50
Nashville Wraps Total	Gift/Card/Novelty And Souvenir Stores (5947)	\$758.94
National Assoc For Inter Total	Charitable/Soc Service Orgs (8398)	\$95.00
National Truck Equipment Total	Misc Speciality Retail (5999)	\$300.00
Nationwide Hotel And Conf Total	Lodging/Hotels/Motels/Resorts (7011)	\$606.04
Nature Conservancy Total	Charitable/Soc Service Orgs (8398)	\$25.00
Nature- Watch Total	Artist/Craft Shops (5970)	\$127.05
Natures Way/internet Total	Pet Stores/Food & Supply (5995)	\$716.80
Netherland Bulb Llc Total	Florist Supplies/Nursery Stock (5193)	\$337.50
Nikegolf Total	Sports/Riding Apparel Store (5655)	\$98.33
Nikkinono Llc Total	Business Services - Default (7399)	\$802.40
North Coast Event Servic Total	Business Services - Default (7399)	\$998.00
North Coast Metal Mart Total	Metal Service Centers (5051)	\$265.00
North Coast Tech Total	Automotive Tire Stores (5532)	\$66.50
North Gateway Tire Total	Automotive Tire Stores (5532)	\$100.05
North Olmsted Chrysler Je Total	Automobile Dealers And Leasing (5511)	\$1,042.62
North Royalton Power Total	Commercial Equipment - Default (5046)	\$111.76
Northern Oh Sectn Pga Total	Other Direct Marketers (5969)	\$200.00
Northrich Company Total	Heating (1711)	\$717.00
Novak Supply Total	Misc Speciality Retail (5999)	\$2,604.00
Nuts.Com, Inc. Total	Misc Food Stores - Default (5499)	\$274.04
Nvb Playgrounds Total	Commercial Equipment - Default (5046)	\$124.24
Nyrp Total	Plumbing/Heating Equipment (5074)	\$29.70
Oakwood Village Hardware Total	Hardware Stores (5251)	\$176.56
Obar Door And Gate Co.- I Total	Durable Goods - Default (5099)	\$1,202.00
Oberlin Iga Total	Grocery Stores/Supermarkets (5411)	\$5.38
Ocs Technologies Inc Total	Commercial Equipment - Default (5046)	\$527.50
Oda Pesticide & Fert Total	Govt Serv - Default (9399)	\$90.00
Officemax/Depot 6499 Total	Stationery Stores (5943)	\$220.23
Ohio Cat 00 Total	Commercial Equipment - Default (5046)	\$457.86
Ohio Concrete Total	Member Organizations - Def (8699)	\$75.00
Ohio Desk Total	Spec Contractors - Default (1799)	\$504.60
Ohio Pipe Valves And Fitt Total	Industrial Supplies - Def (5085)	\$177.09
Ohio Turnpike Total	Toll And Bridge Fees (4784)	\$67.75
Ohio Turnpike Atpm Total	Toll And Bridge Fees (4784)	\$13.50
Ohio Turnpike Replenishme Total	Toll And Bridge Fees (4784)	\$17.75
Ohioprairie Total	Lawn/Garden Supply/Nursery (5261)	\$723.80

Supplier	Merchant Category	Amount USD
Old World Exotic Fish Inc Total	Pet Stores/Food & Supply (5995)	\$331.00
Oliger Seed Company Total	Lawn/Garden Supply/Nursery (5261)	\$612.42
One Cleveland Cent Total	Parking Lots, Meters, Garages (7523)	\$14.00
Onset Computer Corporati Total	Commercial Equipment - Default (5046)	\$300.00
Open Systems Of Clev Inc Total	Electronics Sales (5732)	\$660.00
Opticsplanet, Inc. Total	Sporting Goods Stores (5941)	\$742.00
Oreilly Auto Parts 2370 Total	Automotive Parts Stores (5533)	\$194.59
Oreilly Auto Parts 3306 Total	Automotive Parts Stores (5533)	\$164.06
Oreilly Auto Parts 3999 Total	Automotive Parts Stores (5533)	\$96.33
Oreilly Auto Parts 4565 Total	Automotive Parts Stores (5533)	\$771.18
Oreilly Auto Parts 5850 Total	Automotive Parts Stores (5533)	\$34.56
Oreilly Auto Parts 5863 Total	Automotive Parts Stores (5533)	\$24.11
Osu Oh Woodland Steward Total	Colleges/Univ/Jc/Profession (8220)	\$35.00
Osue Pesticide Safety Total	Colleges/Univ/Jc/Profession (8220)	\$115.00
Otc Brands, Inc. Total	Catalog Merchant (5964)	\$139.45
Other Debits - Foreign Currency Fee To -		\$17.91
Panera Bread #203384 P Total	Fast Food Restaurants (5814)	\$283.72
Panera Bread #203393 Total	Eating Places/Restaurants (5812)	\$94.96
Panera Bread #204631 Total	Eating Places/Restaurants (5812)	\$34.27
Panera Bread #204638 Total	Eating Places/Restaurants (5812)	\$134.46
Panera Bread #204638 P Total	Fast Food Restaurants (5814)	\$62.95
Panera Bread #204648 K Total	Eating Places/Restaurants (5812)	\$19.26
Panther Primitives Total	Tent And Awning Shops (5998)	\$118.12
Parker Store Brookpark Total	Industrial Supplies - Def (5085)	\$203.01
Parker Store Oakwood Vi Total	Industrial Supplies - Def (5085)	\$178.85
Patterson Fruit Farm Total	Misc Food Stores - Default (5499)	\$170.64
Paypal Total	Member Organizations - Def (8699)	\$1,825.25
Peak Trading Corp Total	Industrial Supplies - Def (5085)	\$242.06
Pet Supplies Plus #112 Total	Pet Stores/Food & Supply (5995)	\$12.98
Pet Supplies Plus #120 Total	Pet Stores/Food & Supply (5995)	\$190.04
Pet Supplies Plus #195 Total	Pet Stores/Food & Supply (5995)	\$64.80
Pet Supplies Plus #27 Total	Pet Stores/Food & Supply (5995)	\$15.60
Pet Supplies Plus #59 Total	Pet Stores/Food & Supply (5995)	\$58.92
Petco 1958 63519581 Total	Pet Stores/Food & Supply (5995)	\$30.96
Petitti Garden Cen-Bruns Total	Lawn/Garden Supply/Nursery (5261)	\$66.43
Petro Choice Holding Total	Industrial Supplies - Def (5085)	\$403.79
Petsmart # 0526 Total	Pet Stores/Food & Supply (5995)	\$98.63
Pilot 00006965 Total	Service Stations (5541)	\$9.76
Pizza 9 - Downtown Total	Eating Places/Restaurants (5812)	\$22.64
Plastic Printers Total	Stationery/Office Supplies (5111)	\$225.00
Pneudraulic Power Total	Industrial Supplies - Def (5085)	\$869.57
Pohl Metal Products Total	Roofing/Siding/Sheet Metal (1761)	\$272.00
Polen Implement Total	Hardware Stores (5251)	\$72.83

Supplier	Merchant Category	Amount USD
Power Drive Enterprises I Total	Industrial Supplies - Def (5085)	\$20.20
Pp*jacobtaxi Total	Professional Services - Def (8999)	\$15.00
Ppano Total	Member Organizations - Def (8699)	\$25.00
Praxair Dist Inc Oam Total	Industrial Supplies - Def (5085)	\$222.76
Precision Fasteners Total	Industrial Supplies - Def (5085)	\$1,105.30
Precision Usa Total	Industrial Supplies - Def (5085)	\$200.09
Premier Plant Solution Total	Lawn/Garden Supply/Nursery (5261)	\$474.75
Princes Hot Chicken South Total	Eating Places/Restaurants (5812)	\$11.91
Pstc - 911 Cares Total	Schools - Default (8299)	\$409.00
Purdue Collections Total	Colleges/Univ/Jc/Profession (8220)	\$30.00
Pure Water Technology Llc Total	Equip/Furn Rent/Lease Serv (7394)	\$59.95
Purebuttons Com Llc Total	Hobby/Toy/Game Stores (5945)	\$124.70
Puritas Nursery Ga Total	Lawn/Garden Supply/Nursery (5261)	\$45.99
Qsr Automations, Inc Total	Business Services - Default (7399)	\$49.00
Quadstar Digital Guidanc Total	Computer Maint/Svcs - Def (7379)	\$215.53
Quaker Steak & Lube - Total	Eating Places/Restaurants (5812)	\$14.92
Queen Right Colonies Ltd Total	Non-Durable Goods - Default (5199)	\$27.50
Ramsun Services Llc Total	Misc Repair Services (7699)	\$424.00
Ready To Haul Llc Total	Lawn/Garden Supply/Nursery (5261)	\$350.00
Reflective Tape Sto Total	Durable Goods - Default (5099)	\$715.49
Rei #168 Cleveland Total	Sporting Goods Stores (5941)	\$16.95
Remichel 175 Bedford Hts Total	Plumbing/Heating Equipment (5074)	\$85.59
Remichel 288 Brook Park Total	Plumbing/Heating Equipment (5074)	\$98.73
Remington Arms Company Total	Durable Goods - Default (5099)	\$475.00
Rent Equip Inc Total	Equip/Furn Rent/Lease Serv (7394)	\$339.20
Resa Power Llc Total	Electrical Parts/Equipment (5065)	\$359.00
Restroom Direct Hand D Total	Industrial Supplies - Def (5085)	\$74.99
Rex Pipe & Supply Total	Plumbing/Heating Equipment (5074)	-\$9.11
Richards Maple Products Total	Misc Speciality Retail (5999)	\$75.00
Richs Towing And Service Total	Towing Services (7549)	\$165.00
Rms Aquaculture Total	Pet Stores/Food & Supply (5995)	\$154.46
Rno Mtn House Diner 1383 Total	Eating Places/Restaurants (5812)	\$29.75
Robert J Matthews Co Total	Durable Goods - Default (5099)	\$196.94
Roberts Surveying Supplie Total	Misc Speciality Retail (5999)	\$146.75
Rons Foodmart Covington Total	Automated Fuel Dispensers (5542)	\$32.65
Rr Products Inc Total	Industrial Supplies - Def (5085)	\$1,979.51
Rush Trk Cleveland Total	Automobile Dealers And Leasing (5511)	\$340.00
Salinaglass.Com Total	Misc Publishing & Printing (2741)	\$248.98
Sams Club #4846 Total	Wholesale Clubs (5300)	\$223.83
Samsel Supply Company Total	Lumber/Build. Supply Stores (5211)	\$229.30
Samsel Supply Store Total	Marinas (4468)	\$145.12
Sanson Company Total	Non-Durable Goods - Default (5199)	\$165.00
Save-A-Lot #967 Total	Grocery Stores/Supermarkets (5411)	\$3.98

Supplier	Merchant Category	Amount USD
Sbarros 4in24 Total	Fast Food Restaurants (5814)	\$11.01
Se Blueprint - Cleveland Total	Business Services - Default (7399)	\$1,190.17
Se Equipment Brunswick Total	Commercial Equipment - Default (5046)	\$846.87
Secret Sandwich Society - Total	Eating Places/Restaurants (5812)	\$28.56
Sendgrid 1-877-969-8647 Total	Business Services - Default (7399)	\$199.95
Sf Bay Coffee Total	Misc Food Stores - Default (5499)	\$157.24
Shake Shack - 1227 Total	Fast Food Restaurants (5814)	\$29.61
Shamrock Hose And Fitting Total	Industrial Supplies - Def (5085)	\$257.16
Shell Oil 52142100024 Total	Automated Fuel Dispensers (5542)	\$53.14
Sherwin Williams 701010 Total	Glass/Paint/Wallpaper Store (5231)	\$59.04
Sherwin Williams 701035 Total	Glass/Paint/Wallpaper Store (5231)	\$164.26
Sherwin Williams 701036 Total	Glass/Paint/Wallpaper Store (5231)	\$146.70
Sherwin Williams 701060 Total	Glass/Paint/Wallpaper Store (5231)	\$766.16
Sherwin Williams 701087 Total	Glass/Paint/Wallpaper Store (5231)	\$556.90
Sherwin Williams 701171 Total	Glass/Paint/Wallpaper Store (5231)	\$468.30
Sherwin Williams 701186 Total	Glass/Paint/Wallpaper Store (5231)	\$250.14
Sherwin Williams 701283 Total	Glass/Paint/Wallpaper Store (5231)	\$209.25
Sherwin Williams 701287 Total	Glass/Paint/Wallpaper Store (5231)	\$335.45
Sherwin Williams 701332 Total	Glass/Paint/Wallpaper Store (5231)	\$234.44
Sherwin Williams 701359 Total	Glass/Paint/Wallpaper Store (5231)	\$189.94
Sherwin Williams 701360 Total	Glass/Paint/Wallpaper Store (5231)	\$673.85
Sherwin Williams 701532 Total	Glass/Paint/Wallpaper Store (5231)	\$295.62
Sherwin Williams 704314 Total	Glass/Paint/Wallpaper Store (5231)	\$979.63
Sherwin Williams 704372 Total	Glass/Paint/Wallpaper Store (5231)	\$156.10
Sherwin Williams 721107 Total	Glass/Paint/Wallpaper Store (5231)	\$99.43
Shuttlers Apparel Inc Total	Uniforms & Commercial Clothing (5137)	\$44.00
Sigma Aldrich Us Total	Other Direct Marketers (5969)	\$86.86
Sill S Motor Sales Total	Motorcycle Dealers (5571)	\$705.79
Siteone Landscape Supply, Total	Industrial Supplies - Def (5085)	\$428.30
Sleepy Hollow Concessions Total	Fast Food Restaurants (5814)	\$609.00
Smallenginesprodeal Total	Hardware Stores (5251)	\$9.64
Smg Gccc Parking Total	Parking Lots, Meters, Garages (7523)	\$28.00
Snap Geofilters Total	Advertising Services (7311)	\$463.00
Soccer Sportsplex/Rent Total	Amusement/Rec Serv - Def (7999)	\$774.00
Sol*snap-On Industrial Total	Hardware Stores (5251)	\$1,229.30
Solutions Irb Total	Schools - Default (8299)	\$800.00
South East Golf Car Co Total	Motorcycle Dealers (5571)	\$1,054.45
South Hills Hardware Total	Hardware Stores (5251)	\$22.98
Southern Aluminum Total	Durable Goods - Default (5099)	\$768.00
Southwes Total	Southwest (3066)	\$362.97
Southwest Air Cargo Total	Courier Services (4215)	\$917.70
Specialty Veterinary Phar Total	Drug Stores & Pharmacies (5912)	\$57.05
Speedway 08033 1589 N Sr Total	Automated Fuel Dispensers (5542)	\$41.70

Supplier	Merchant Category	Amount USD
Sq *abc Fire Inc. Total	Misc Speciality Retail (5999)	\$791.30
Sq *authentic Taxidermy Total	Professional Services - Def (8999)	\$148.00
Sq *autobay Equipme Total	Misc Repair Services (7699)	\$355.64
Sq *bloom Artisan B Total	Bakeries (5462)	\$404.25
Sq *christophers Men Sto Total	Mens/Womens Clothing Stores (5691)	\$449.25
Sq *coffee Coffee C Total	Fast Food Restaurants (5814)	\$10.00
Sq *crazy Mocha Sta Total	Fast Food Restaurants (5814)	\$6.00
Sq *e.55 Restaurant Total	Misc Personal Serv - Def (7299)	\$461.02
Sq *e.55th Street Marina Total	Misc Personal Serv - Def (7299)	\$517.27
Sq *emerald Necklace Cafe Total	Misc Personal Serv - Def (7299)	\$1,020.00
Sq *esp Alternative Total	Veterinary Services (742)	\$144.00
Sq *fakult Enterpri Total	Fast Food Restaurants (5814)	\$175.42
Sq *home Asbestos A Total	Professional Services - Def (8999)	\$350.00
Sq *jenni Pops Total	Misc Food Stores - Default (5499)	\$475.00
Sq *kehoe Brothers Total	Commercial Photo/Art/Graph (7333)	\$441.01
Sq *kline Honey Bee Total	Misc Food Stores - Default (5499)	\$649.80
Sq *loose-Neck Land Total	Misc Personal Serv - Def (7299)	\$235.00
Sq *lorain Triskett Locks Total	Professional Services - Def (8999)	\$11.99
Sq *natural Areas Associa Total	Member Organizations - Def (8699)	\$14.00
Sq *royalton Farms Total	Misc Speciality Retail (5999)	\$13.00
Sq *taxi Total	Taxicabs/Limousines (4121)	\$38.52
Sq *the Cleveland B Total	Misc Personal Serv - Def (7299)	\$90.00
Sq *the Pierogi Lady. Total	Misc Food Stores - Default (5499)	\$260.00
Sq *wholesome Valle Total	Misc Speciality Retail (5999)	\$60.00
Standard Welding & Steel Total	Spec Contractors - Default (1799)	\$1,190.10
Starbucks Store 02509 Total	Fast Food Restaurants (5814)	\$4.35
State Chemic Total	Industrial Supplies - Def (5085)	\$1,977.40
State Sharpening Inc. Total	Misc Auto Dealers - Default (5599)	\$106.78
Statewide Total	Electronics Sales (5732)	\$300.62
Station Sq Garage Total	Parking Lots, Meters, Garages (7523)	\$69.00
Station Square Hotel Total	Lodging/Hotels/Motels/Resorts (7011)	\$1,773.60
Station Square Hotel F&b Total	Eating Places/Restaurants (5812)	\$98.65
Steel Cactus - E. Carson Total	Eating Places/Restaurants (5812)	\$50.17
Steel Supply Company Total	Roofing/Siding/Sheet Metal (1761)	\$374.70
Stellas Grocery Total	Grocery Stores/Supermarkets (5411)	\$17.89
Stens Specialty Brands Total	Electrical Parts/Equipment (5065)	\$244.54
Stk*shutterstock Total	Commercial Photo/Art/Graph (7333)	\$29.00
Strongsville True Value Total	Hardware Stores (5251)	\$19.38
Subway 03393279 Total	Fast Food Restaurants (5814)	\$9.20
Summers Rubber Company Total	Industrial Supplies - Def (5085)	\$348.13
Summers Rubber Of East Total	Industrial Supplies - Def (5085)	\$207.40
Summit Racing Retail Total	Automotive Parts Stores (5533)	\$10.99
Sun Plum Farm Markets Total	Misc Food Stores - Default (5499)	\$14.53

Supplier	Merchant Category	Amount USD
Sunbelt Rentals #242 Total	Equip/Furn Rent/Lease Serv (7394)	\$288.98
Sunoco 0309194900 Total	Automated Fuel Dispensers (5542)	\$19.78
Sunoco 0420776700 Total	Automated Fuel Dispensers (5542)	\$7.51
Sunoco 0822495800 Total	Automated Fuel Dispensers (5542)	\$39.89
Sunoco 0883548000 Total	Automated Fuel Dispensers (5542)	\$33.74
Supplyhouse.Com Total	Plumbing/Heating Equipment (5074)	\$1,109.24
Sutton Industrial Hrdwre Total	Hardware Stores (5251)	\$34.95
Sweeties Candy Total	Candy/Nut/Confection Store (5441)	\$507.00
Sylvester Truck&tire Svc Total	Auto Service Shops/Non Dealer (7538)	\$993.60
T & S Mower Service In Total	Misc Auto Dealers - Default (5599)	\$319.40
T.R. Mctaggart Total	Uniforms & Commercial Clothing (5137)	\$771.33
Target 00009852 Total	Discount Stores (5310)	\$5.37
Target 00018416 Total	Discount Stores (5310)	\$15.00
Target 00022665 Total	Discount Stores (5310)	\$26.52
Targets Online Total	Stationery/Office Supplies (5111)	\$193.64
Teddy Mountain Total	Misc Speciality Retail (5999)	\$330.32
Telestream Llc Total	Computer Program/Sys Design (7372)	\$99.00
Terminal Supply - Oh Total	Electrical Parts/Equipment (5065)	\$234.04
Terminal Supply Troy 1 Total	Electrical Parts/Equipment (5065)	\$36.57
Terry Lumber & Supply Co Total	Construction Materials - Def (5039)	\$1,127.35
Tfs*fisher Sci Hus Total	Lab/Med/Hospital Equipment (5047)	\$1,350.69
Tfs*fishersci Ecom Chi Total	Lab/Med/Hospital Equipment (5047)	\$122.40
The Backyard Nature Co Total	Gift/Card/Novelty And Souvenir Stores (5947)	\$146.70
The Chas E Phipps Co. Total	Construction Materials - Def (5039)	\$402.08
The Gallery Collection Total	Durable Goods - Default (5099)	\$643.42
The Home Depot #3803 Total	Home Supply Warehouse Stores (5200)	\$223.42
The Home Depot #3804 Total	Home Supply Warehouse Stores (5200)	\$6.47
The Home Depot #3806 Total	Home Supply Warehouse Stores (5200)	\$936.83
The Home Depot #3817 Total	Home Supply Warehouse Stores (5200)	\$642.40
The Home Depot #3820 Total	Home Supply Warehouse Stores (5200)	\$1,067.22
The Home Depot #3824 Total	Home Supply Warehouse Stores (5200)	\$322.37
The Home Depot #3842 Total	Home Supply Warehouse Stores (5200)	\$675.62
The Home Depot #3847 Total	Home Supply Warehouse Stores (5200)	\$265.62
The Home Depot #3852 Total	Home Supply Warehouse Stores (5200)	\$552.77
The Home Depot #3875 Total	Home Supply Warehouse Stores (5200)	\$453.62
The Home Depot #6857 Total	Home Supply Warehouse Stores (5200)	\$951.37
The Home Depot #6931 Total	Home Supply Warehouse Stores (5200)	\$48.22
The Home Depot #8981 Total	Home Supply Warehouse Stores (5200)	\$256.36
The Home Depot 3803 Total	Home Supply Warehouse Stores (5200)	\$317.53
The Home Depot 3806 Total	Home Supply Warehouse Stores (5200)	\$1,069.04
The Home Depot 3817 Total	Home Supply Warehouse Stores (5200)	\$84.16
The Home Depot 3824 Total	Home Supply Warehouse Stores (5200)	\$1,080.99
The Home Depot 3842 Total	Home Supply Warehouse Stores (5200)	\$568.01

Supplier	Merchant Category	Amount USD
The Home Depot 3852 Total	Home Supply Warehouse Stores (5200)	\$82.68
The Home Depot 3859 Total	Home Supply Warehouse Stores (5200)	\$308.10
The Home Depot 3875 Total	Home Supply Warehouse Stores (5200)	\$99.37
The Home Depot 6857 Total	Home Supply Warehouse Stores (5200)	\$978.75
The Home Depot 6931 Total	Home Supply Warehouse Stores (5200)	\$177.68
The Inst Of Int Audito Total	Charitable/Soc Service Orgs (8398)	\$85.00
The Office Furniture War Total	Commercial Furniture (5021)	\$995.00
The Patio Thai Total	Eating Places/Restaurants (5812)	\$19.00
The Tailored Sportsman Total	Sports/Riding Apparel Store (5655)	\$286.00
The Ups Store #0619 Total	Business Services - Default (7399)	\$11.26
The Ups Store 0529 Total	Business Services - Default (7399)	\$10.58
The Webstaurant Store Total	Commercial Equipment - Default (5046)	\$84.18
The Wyethscott Company Total	Hardware Stores (5251)	\$313.80
Titan Distributors Total	Electrical Parts/Equipment (5065)	\$112.46
Tolls By Mail Total	Toll And Bridge Fees (4784)	\$2.00
Tractor Supply #1215 Total	Misc Auto Dealers - Default (5599)	\$95.87
Tractor Supply #2241 Total	Misc Auto Dealers - Default (5599)	\$61.99
Tractor Supply Co #5509 Total	Misc Auto Dealers - Default (5599)	\$199.98
Tractor-Supply-Co #0171 Total	Misc Auto Dealers - Default (5599)	\$179.88
Tractor-Supply-Co #0311 Total	Misc Auto Dealers - Default (5599)	\$201.97
Trader Joes #677 Qps Total	Grocery Stores/Supermarkets (5411)	\$26.91
Trailcampro Llc Total	Sporting Goods Stores (5941)	\$499.95
Tree Stuff.Com Total	Landscape/Horticultural Ser (780)	\$1,128.82
Trow And Holden Company, Total	Hardware Equipment/Supplies (5072)	\$116.96
Truckin Vantastiks Total	Auto Service Shops/Non Dealer (7538)	\$250.00
Tshokwane Picnic Site Total	Variety Stores (5331)	\$2.58
Tst* Butterfield S Pancak Total	Eating Places/Restaurants (5812)	\$27.04
Tst* Ciao Pizzeria Cerino Total	Eating Places/Restaurants (5812)	\$406.00
Tst* Sitto S - Parma Total	Eating Places/Restaurants (5812)	\$75.75
Twin Creeks Log Home Supp Total	Lumber/Build. Supply Stores (5211)	\$86.74
Uber Trip Total	Taxicabs/Limousines (4121)	\$51.85
Uci Cleveland #807 Total	Automotive Parts Stores (5533)	\$1,911.35
Uline Total	Catalog Merchant (5964)	\$936.31
Uncle Johns Plant Farm Total	Lawn/Garden Supply/Nursery (5261)	\$350.00
Unique Paving Materials Total	Construction Materials - Def (5039)	\$563.20
United Total	United (3000)	\$30.00
United Rentals #05363 Total	Equip/Furn Rent/Lease Serv (7394)	\$6,027.00
Urban Land Institute Total	Member Organizations - Def (8699)	\$255.00
Us Flag Store Total	Misc Home Furnishing (5719)	\$106.87
Us Safety Gear Inc Total	Non-Durable Goods - Default (5199)	\$150.00
Usa Gas Total	Automated Fuel Dispensers (5542)	\$76.65
Usps Po 3816620251 Total	Postage Stamps (9402)	\$7.35
Usps Po 3816980002 Total	Postage Stamps (9402)	\$17.32

Supplier	Merchant Category	Amount USD
Usps Po 3836080233 Total	Postage Stamps (9402)	\$2.49
Usps.Com Clicknship Total	Postage Stamps (9402)	\$166.40
Ut College Of Vet Med Ec Total	Colleges/Univ/Jc/Profession (8220)	\$106.00
Valentinos Pizza Total	Eating Places/Restaurants (5812)	\$15.65
Valley City Supply Total	Construction Materials - Def (5039)	\$1,361.28
Valley Ford Truck, Inc. Total	Automobile Dealers And Leasing (5511)	\$1,882.53
Valley Freightliner Sterl Total	Automobile Dealers And Leasing (5511)	\$185.56
Valley Isuzu Total	Automobile Dealers And Leasing (5511)	\$0.00
Valmont Composite Struct Total	Hardware Stores (5251)	\$615.36
Vermeer Mid Atlantic Medi Total	Misc Auto Dealers - Default (5599)	\$776.32
Vestil Manufacturing Cor Total	Durable Goods - Default (5099)	\$103.62
Veterinary Information N Total	Business Services - Default (7399)	\$184.00
W J Bolt & Nut Sales Total	Hardware Stores (5251)	\$898.75
Walgreens #5550 Total	Drug Stores & Pharmacies (5912)	\$92.96
Wal-Mart #1863 Total	Grocery Stores/Supermarkets (5411)	\$162.48
Wal-Mart #1895 Total	Discount Stores (5310)	\$10.55
Wal-Mart #2073 Total	Discount Stores (5310)	\$125.06
Wal-Mart #2266 Total	Grocery Stores/Supermarkets (5411)	\$187.00
Wal-Mart #3250 Total	Grocery Stores/Supermarkets (5411)	\$22.91
Wal-Mart #5082 Total	Grocery Stores/Supermarkets (5411)	\$1,136.11
Wal-Mart #5083 Total	Discount Stores (5310)	\$124.79
Walmart.Com Total	Discount Stores (5310)	\$1,100.00
Walmart.Com 8009666546 Total	Discount Stores (5310)	\$220.00
Waterlox Coatings Corp Total	Paint (5198)	\$175.30
Watershed Center Shop Total	Govt Serv - Default (9399)	\$17.25
Wawa 270 00002709 Total	Automated Fuel Dispensers (5542)	\$42.00
Web Total	Continuity/Subscription Mercht (5968)	\$315.88
Weber& Son Service & Rep Total	Auto Service Shops/Non Dealer (7538)	\$327.33
Wedgewood Pharmacy Total	Drugs/Druggists Sundries (5122)	\$431.95
Wellington Implement Total	Misc Auto Dealers - Default (5599)	\$59.28
Wendys 2139 Total	Fast Food Restaurants (5814)	\$16.28
Wesco - # 3426 Total	Electrical Parts/Equipment (5065)	\$44.44
West Marine #161 Total	Marinas (4468)	\$327.73
West Marine #1718 Total	Marinas (4468)	\$439.70
Westech Rigging Supply (S Total	Hardware Stores (5251)	\$156.00
Westechrigg Total	Chemicals/Allied Prods - Def (5169)	\$685.13
Wheniwork.Com Total	Computer Software Stores (5734)	\$319.70
Whisky River T2-D Rdu Total	Eating Places/Restaurants (5812)	\$16.02
Wickr Inc Total	Computers/Peripherals/Software (5045)	\$169.66
Widespread Electrical Total	Electrical Parts/Equipment (5065)	\$70.00
Wilcor International Total	Sporting Goods Stores (5941)	\$316.48
Wild Birds Unlimited Total	Pet Stores/Food & Supply (5995)	\$355.90
Wildlife Pharmaceutical Total	Drugs/Druggists Sundries (5122)	\$840.00

Supplier	Merchant Category	Amount USD
Willard Park Garage Total	Parking Lots, Meters, Garages (7523)	\$51.00
Wilson Feed Mill, Inc. Total	Lawn/Garden Supply/Nursery (5261)	\$248.35
Winsupply Lake Erie Oh Total	Plumbing/Heating Equipment (5074)	\$82.76
Winzer Usa Total	Hardware Equipment/Supplies (5072)	\$718.75
Wm Supercenter #1927 Total	Grocery Stores/Supermarkets (5411)	\$91.26
Wm Supercenter #2073 Total	Discount Stores (5310)	\$63.61
Wm Supercenter #2266 Total	Grocery Stores/Supermarkets (5411)	\$44.55
Wm Supercenter #4285 Total	Grocery Stores/Supermarkets (5411)	\$142.46
Wolf Creek Company Total	Professional Services - Def (8999)	\$29.30
Wolff Bros Supply Inc Total	Plumbing/Heating Equipment (5074)	\$158.37
Woodhill Supply Inc Total	Home Supply Warehouse Stores (5200)	\$76.54
Worcester Sales And Se Total	Lawn/Garden Supply/Nursery (5261)	\$49.18
Workman Publishing Co Inc Total	Business Services - Default (7399)	\$38.85
Wpy*Iori Olson Total	Travel Agencies (4722)	\$17.65
Www.Exitlightco.Com Total	Electrical Parts/Equipment (5065)	\$76.00
Yoder Lumber Co Inc Total	Lumber/Build. Supply Stores (5211)	\$902.00
Young Security Services Total	Business Services - Default (7399)	\$123.48
Yourmembership Careers Total	Business Services - Default (7399)	\$175.00
Zeppes Total	Eating Places/Restaurants (5812)	\$80.54
Ziebart Oh61 Total	Auto Body Repair Shops (7531)	\$749.00
Zoetis Inc Total	Lab/Med/Hospital Equipment (5047)	\$1,123.20
Zoro Tools Inc Total	Industrial Supplies - Def (5085)	\$275.92
Grand Total		\$328,950.77

Visa Card- Arborwear

09/08/2019 to 11/02/2019

Supplier	Merchant Category	Amount USD
Arborwear Llc	Durable Goods - Default (5099)	\$1,740.00
Grand Total		\$1,740.00