

BOARD OF PARK COMMISSIONERS
OF THE
CLEVELAND METROPOLITAN PARK DISTRICT

THURSDAY, NOVEMBER 17, 2022

Cleveland Metroparks Administrative Offices
Rzepka Board Room
4101 Fulton Parkway
Cleveland, Ohio 44144

8:00 A.M. – REGULAR MEETING

Board meetings may be attended in person or virtually at the site listed below:

<https://www.clevelandmetroparks.com/boardstream>

AGENDA

1. **ROLL CALL**
2. **PLEDGE OF ALLEGIANCE**
3. **MINUTES OF PREVIOUS MEETING FOR APPROVAL OR AMENDMENT**
 - Regular Meeting of October 20, 2022 Page 97067
4. **FINANCIAL REPORT** Page 01
5. **NEW BUSINESS/CEO'S REPORT**
 - a. **APPROVAL OF ACTION ITEMS**
 - i) **GENERAL ACTION ITEMS**
 - (a) 2022 Budget Adjustment No. 11 Page 09
 - (b) Request for Approval of 2023 Rates and User Fees Page 10
 - (c) Additional Interim Depositories of Public Funds through September 2025 Page 10
 - (d) RFP #6446: Horse Stable Operations Renewal – Rocky River Stables Page 11
 - (e) Adoption of Revised Policy: Trademark and Logo Usage Policy Page 12
 - (f) Authorization of Land Acquisition: Stowell Property, Big Creek Reservation (± 1.45 acres) Page 13
 - (g) Authorization to Submit Grant Application to U.S. Environmental Protection Agency's Brownfields Assessment Grants Program Page 13
 - (h) Authorization to Submit Grant Application and Commit to Install and Maintain Navigational Buoys for Huntington Beach and Euclid/Villa Angela Beach Page 14
 - (i) Lakefront Reservation: Authorization to Enter into Grant Agreement and Commit Funds Page 15
 - (j) 2023 Operating Agreement between Cleveland Metroparks and the Cleveland Zoological Society Page 16
 - (k) Award of RFP #6674-b – Construction Manager at Risk for Cleveland Metroparks Huntington Playhouse Renovation, Huntington Reservation Page 17
 - (l) Contract Amendment 1553 – Heritage 1 and Rivergate Park Boat Slips – Construction Manager at Risk – Guaranteed Maximum Price 3 Page 19

(m) Ohio Department of Transportation (ODOT) Municipal Bridge Inspection Program 2023	Page	21
(n) Award of Emergency Contract – Gorge Parkway Retaining Wall Extension, Bedford Reservation – Emergency Bid No. #6707	Page	22
ii) <u>TABULATION AND AWARD OF BIDS/RFPs/CO-OPS/SINGLE SOURCES</u>		
<u>RECOMMENDED ACTION RELATED TO ALL BIDS/RFPs/CO-OPS/SINGLE SOURCES:</u>	Page	24
(a) <u>Commodities Usage Report:</u>		
• <u>Bid #6565:</u> Topsoil, Mulch, Golf Course Construction Mix, and Ball Diamond Material	Page	25
(b) <u>RFP Renewal #6530:</u> Information Systems Staff Augmentation	Page	26
(c) <u>Bid #6689:</u> Pit Toilet Cleaning Services	Page	28
(d) <u>Bid #6694:</u> Testing and Repair of Backflow Preventers, and Emergency Water System Repairs	Page	30
(e) <u>Sourcewell Co-Op #6698:</u> 2023 Operational Purchases (Smallwares, Disposables) and Capital Equipment	Page	32
(f) <u>NCPA Co-Op #6703:</u> Various Office Supplies	Page	34
(g) <u>Single Source #6705:</u> Ice Cream	Page	35
(h) <u>Single Source #6706:</u> 2023 Beer, Wine and Spirits for Resale	Page	36
iii) <u>PURCHASES PURSUANT TO BY-LAW, ARTICLE V</u>	Page	37
iv) <u>CONSTRUCTION CHANGE ORDERS</u>	Page	41
b. <u>APPROVAL OF VOUCHERS AND PAYROLL</u> – Resolution No. 22-11-158	Page	42
<u>APPROVAL OF ARBORWEAR ONLY</u> – Resolution No. 22-11-159	Page	43
6. <u>PUBLIC COMMENTS</u>		
7. <u>INFORMATION/BRIEFING ITEMS/POLICY</u>		
a. First Reading: Multiple Policies	Page	44
b. 2022 The Institute of Public Procurement (NIGP) Accreditation for Quality Public Procurement Departments (QPPD) and 2022 National Procurement Institute (NPI) Achievement of Excellence Award	Page	45
c. 2023 Budget Preview	Page	45
d. Natural Resources Update: A Decade of Rare Species Discoveries in Cleveland Metroparks	Page	46
e. History Moment: Structurally Speaking	Page	46
f. Summary of Zoo Conservation Funds 2022	Page	46
g. GIS Enhancements to Support Park District Initiatives	Page	60
8. <u>OLD BUSINESS</u>		
None		
9. <u>DATE OF NEXT MEETING</u>		
Regular Meeting – <u>THURSDAY, December 15, 2022 – 8:00 a.m.</u>		
Cleveland Metroparks Administrative Offices		
Rzepka Board Room		
4101 Fulton Parkway, Cleveland, Ohio 44144		

EXECUTIVE SESSION

1. Purchase/Acquisition of Real Property
2. Collective Bargaining
3. Personnel Matter: Employment of a Public Employee

**MINUTES OF THE
BOARD OF PARK COMMISSIONERS
OF THE
CLEVELAND METROPOLITAN PARK DISTRICT
OCTOBER 20, 2022**

The Board of Park Commissioners met on this date, Thursday, October 20, 2022, 8:00 a.m., at the Board's office, 4101 Fulton Parkway, Cleveland, Ohio.

The roll call showed President Debra K. Berry and Vice President Dan T. Moore to be present. Vice President Bruce G. Rinker was absent from the meeting. It was determined there was a quorum. Chief Executive Officer, Brian M. Zimmerman, Chief Financial Officer, Wade Steen, and Chief Legal and Ethics Officer, Rosalina M. Fini, were also in attendance.

APPROVAL OF MINUTES.

No. 22-10-143: It was moved by Vice President Moore, seconded by President Berry and carried, to approve the minutes from the Regular Meeting of September 14, 2022, which were previously submitted to the members of the Board, and by them read.

Vote on the motion was as follows:

Ayes: Ms. Berry and Mr. Moore.

Nays: None.

FINANCIAL REPORT.

Chief Financial Officer, Wade Steen, presented a Comparative Summary of Revenues & Expenditures 2022 vs. 2021 Year-To-Date, and for the Month Ended September 30. Also provided is a Schedule of Accounts Receivable and Investments, which along with the Comparative Summary is found on pages 97098 to 97105.

ACTION ITEMS.

- (a) ***Swearing in of Patrol Officer***
(Originating Source: *Kelly J. Stillman, Chief of Police*)

Marcus Fletcher

Marcus Fletcher joins Cleveland Metroparks from Fairlawn Police Department, where he served as a police officer. Officer Fletcher is a nine-year veteran who worked previously as a Deputy Sheriff for the Summit County Sheriff's Office. He graduated from the University of Akron Police Academy in 2012.

No. 22-10-144: It was moved by Vice President Moore, seconded by President Berry and carried, to appoint Marcus Fletcher as full-time police officer for Cleveland Metroparks as authorized by Section 1545.13 of the Ohio Revised Code.

Vote on the motion was as follows:

Ayes: Ms. Berry and Mr. Moore.

Nays: None.

- (b) ***Chief Executive Officer's Retiring Guests***
(Originating Source: *Brian M. Zimmerman, Chief Executive Officer*)

John Orzel, Transport Driver

John Orzel has served Cleveland Metroparks for more than 22 years as a Transport Driver with Zoo Guest Services. He committed his time and efforts to making the Zoo an experience to never forget with his superb customer service and positive attitude, showed dedication and support assisting with transportation for special events and training new staff, and went beyond the call of duty and looked for ways to enhance and build his skills by acquiring additional Commercial Drivers Licenses that were needed. Additionally, John loved to support the Zoo and volunteered for many years as the Santa during the December months for special events. His positivity and helpful and informative attitude were a staple for the overall culture and the kind of customer service that Cleveland Metroparks and the Zoo strive for. John has been an asset to Cleveland Metroparks, and the products of his labor are appreciated and will not be forgotten.

Edith Ricchiuto, Director of Training and Development

Edith Ricchiuto has served Cleveland Metroparks for more than 17 years as Guest Services Manager with Zoo Guest Services, Manager of Training and Development, and Director of Training and Development with Human Resources. Edie was dedicated to the success of every new employee and embedding the culture that has been established for Cleveland Metroparks through her extensive training to full time and part time employees. She went beyond her call of duty by volunteering her time to assist with many events such as Crossroads, Boo at the Zoo, and other activities throughout her tenure. Additionally, Edie played a significant part of the arrival of the carousel that Zoo patrons enjoy and love, and her determination to see the project through enhanced the

ACTION ITEMS (cont.)

quality of the Zoo experience. Her work has been recognized by NorthCoast99 as Cleveland Metroparks received a specialty award in 2021 for the Onboarding process for new and promoted employees. Edie’s contributions and willingness to dedicate time, effort, and resources to employees has been an asset to Cleveland Metroparks, and the products of her labor are appreciated and will not be forgotten.

No. 22-10-145: It was moved by Vice President Moore, seconded by President Berry and carried, to recognize John Orzel and Edith Ricchiuto for their years of service to Cleveland Metroparks and the greater Cleveland community by adopting the Resolutions found on pages **97106** to **97107**.

Vote on the motion was as follows:

Ayes: Ms. Berry and Mr. Moore.
Nays: None.

(c) **2022 Budget Adjustment No. 10**
(Originating Sources: Wade Steen, Chief Financial Officer/Brian M. Zimmerman, Chief Executive Officer)

The following amendments are requested for Board approval:

CLEVELAND METROPARKS Appropriation Summary - 2022							
Object Code	Object Description	Original Budget			Total Prior Budget Amendments	Proposed Amendment #10 10/20/2022	Total
		Baseline Budget	Carry Over Encumbrances	Total			
OPERATING							
51	Salaries	\$ 59,806,913	\$ -	\$ 59,806,913	\$ 139,698	\$ (34,330) A	\$ 59,912,281
52	Employee Fringe Benefits	19,059,340	397,108	19,456,448	331,164	-	19,787,612
53	Contractual Services	15,366,699	5,491,290	20,857,989	(84,900)	41,928 B	20,815,017
54	Office Operations	25,134,495	3,531,243	28,665,738	635,354	44,620 C	29,345,712
	Operating Subtotal	119,367,447	9,419,641	128,787,088	1,021,316	52,218	129,860,622
CAPITAL							
571	Capital Labor	800,000	-	800,000	-	-	800,000
572	Capital Construction Expenses	25,598,296	7,601,218	33,199,514	18,749,484	3,799,993 D	55,748,991
574	Capital Equipment	3,656,575	1,435,810	5,092,385	654,598	50,528 E	5,797,511
575	Zoo Animals	75,000	-	75,000	-	-	75,000
576	Land	2,078,500	39,800	2,118,300	-	-	2,118,300
	Capital Subtotal	32,208,371	9,076,828	41,285,199	19,404,082	3,850,521	64,539,802
TOTALS							
Grand totals		\$ 151,575,818	\$ 18,496,469	\$ 170,072,287	\$ 20,425,398	\$ 3,902,739	\$ 194,400,424

ACTION ITEMS (cont.)

An explanation of adjustments, by category, can be found on pages **97108** to **97111**. The net effect of all adjustments is an increase of \$3,902,739 which is funded by increased revenue, donations, grants, or received but previously unappropriated funds.

No. 22-10-146: It was moved by Vice President Moore, seconded by President Berry and carried, to approve 2022 Budget Adjustment No. 10 for a total increase of \$3,902,739 as delineated on pages **97108** to **97111**.

Vote on the motion was as follows:

Ayes: Ms. Berry and Mr. Moore.

Nays: None.

(d) *Request for 2023 Tax Advances*
(Originating Source: Wade Steen, Chief Financial Officer)

By statute, the County Fiscal Officer is required to deliver all taxes collected ninety days after the close of collections, unless the Board of Park Commissioners adopts a resolution requesting tax advances on a timelier basis.

Calendar year 2023 Real Property Tax Advance Schedule is as follows:

<u>1st Half Collection Closing Date</u>	<u>1/26/2023</u>
First Half Advance #1 Deposit Date	1/17/2023
First Half Advance #2 Deposit Date	2/15/2023
First Half Settlement Deposit Date	3/15/2023
<u>2nd Half Collection Closing Date</u>	<u>7/13/2023</u>
Second Half Advance #1 Deposit Date	7/14/2023
Second Half Settlement Deposit Date	8/15/2023

To better meet Cleveland Metroparks 2023 cash requirements, staff is requesting that the Board adopt the resolution listed below.

RESOLUTION REQUESTING TAX ADVANCES

BE IT RESOLVED, To meet the fiscal obligations of the Board, the Cuyahoga County Fiscal Officer is requested to make advances from time to time on all tax money collected for the payment of all taxes from funds available for distribution and allocated to the Board of Park Commissioners of the Cleveland Metropolitan Park District; and

BE IT FURTHER RESOLVED, That the Secretary (CEO) of the Board be and is hereby directed to certify a copy of this Resolution to the Cuyahoga County Fiscal Officer.

ACTION ITEMS (cont.)

No. 22-10-147: It was moved by Vice President Moore, seconded by President Berry and carried, to approve the resolution requesting tax advances as noted above.

Vote on the motion was as follows:

Ayes: Ms. Berry and Mr. Moore.
Nays: None.

(e) ***Increase for Black Locust Wood for Various Trail Projects***
(Originating Source: Charlie Rosol, Director of Procurement)

In the month of September, the Purchase Order with Midwest Black Locust for use by the trails department for various trails projects throughout Cleveland Metroparks increased to slightly less than \$50,000. Thus, at this October 20, 2022 Board meeting, the Board is being informed of the increased amount on the "Items Between \$10,000 - \$50,000" list.

Cleveland Metroparks staff believes that the amount will exceed \$50,000 in the coming months, as additional projects have been assigned to the Trails team through the end of 2022 and additional Black Locust material is needed.

Midwest Black Locust is a single source as the only supplier that can provide the required type of Black Locust wood for trails work.

In light of this, the Board is hereby asked to approve an increase of \$20,000 to the award amount. Since the original purchase order was for an amount less than \$50,000, the Board viewed the information item (on the \$10,000 - \$50,000 list) but did not approve the recommended action. The cross-over to the \$50,000 and above level now requires Board approval for a revised amount as follows:

ORIGINAL AWARD:	\$ 50,000
<u>Additional consumption estimate:</u>	<u>\$ 20,000</u>
REVISED TOTAL AWARD:	\$ 70,000

Consequently, an increase in the total amount, as shown above, is recommended for approval by the Board at this time.

No. 22-10-148: It was moved by Vice President Moore, seconded by President Berry and carried, to authorize the increase of black locust lumber as presented above from Midwest Black Locust pursuant to the agenda reported on this date October 20, 2022, for a revised total of \$70,000.

Vote on the motion was as follows:

Ayes: Ms. Berry and Mr. Moore.
Nays: None.

ACTION ITEMS (cont.)**(f) *All-Hazards Mitigation Plan for Cuyahoga County***

(Originating Sources: Brian M. Zimmerman, Chief Executive Officer/Rosalina M. Fini, Chief Legal & Ethics Officer/Gregory Headley, Director of Risk Management/Natalie Ronayne, Chief Development Officer/Kristen Trolino, Director of Grants)

Section 322 of the Disaster Mitigation Act of 2000 (DMA 2000) (42 USC 5121) requires state and local governments to develop and submit for approval to the President a mitigation plan that outlines processes for identifying their respective natural hazards, risks, and vulnerabilities.

In 2021 and 2022, several Cleveland Metroparks staff, along with the municipalities and townships located within Cuyahoga County, participated in sessions to prepare the “Cuyahoga County 2022-2027 All-Hazards Mitigation Plan.” Staff were asked to assess current and potential hazards in several key areas including drought, flooding, severe storms, health-related emergencies, and technological threats. Staff also presented several key priority projects related to these disasters and mitigation efforts for inclusion in the plan, including restoration of the Chippewa Creek ford, restoration of break walls at Wendy Park and Wildwood Marina, and installation of a public announcement system at Cleveland Metroparks Zoo. Cleveland Metroparks participation in this plan development and approval thereof is a pre-requisite for applying for and receiving post-disaster funds through Federal Emergency Management Authority’s (FEMA) Hazard Mitigation Grant Program.

The required resolution is on page **97112**.

No. 22-10-149: It was moved by Vice President Moore, seconded by President Berry and carried, to approve the resolution on page **97112** to adopt the “Cuyahoga County 2022-2027 All-Hazards Mitigation Plan.”

Vote on the motion was as follows:

Ayes: Ms. Berry and Mr. Moore.

Nays: None.

(g) *Amendment to License Agreement with BAYarts, Inc. – Extension*

(Originating Sources: Brian M. Zimmerman, Chief Executive Officer/Joseph V. Roszak, Chief Operating Officer/Rosalina M. Fini, Chief Legal & Ethics Officer/Nancy Desmond, Special Projects Administrator/Katie M. McVoy, Assistant Legal Counsel)

Background

BAYarts, Inc. ("BAYarts") has operated an art gallery and ceramics studio and offered art classes at Huntington Reservation through a License Agreement with Cleveland Metroparks since 1990. In 2017, BAYarts responded to a Request for Information issued by Cleveland Metroparks regarding the Huntington Playhouse (the “Playhouse”). As a result, the License Agreement was extended to include the Playhouse, which BAYarts

ACTION ITEMS (cont.)

has begun to renovate. BAYarts' current License Agreement terminates on December 31, 2024, with options for two-year renewals.

BAYarts has proposed to Cleveland Metroparks that it conduct substantial renovations to the Playhouse, including developing additional classroom space and an event rental location. Renovations are expected to cost at least \$750,000. In order to raise funds for the renovation and continue to serve the community, BAYarts has requested an extension to its lease with Cleveland Metroparks.

- a. *First Extension Term.* The first extension term will extend the License Agreement through December 31, 2039. In exchange, BAYarts shall be required to complete \$750,000 of capital improvements.
- b. *Optional Second Extension Term.* Should BAYarts wish to further extend the License Agreement, Cleveland Metroparks would have the option, in its sole discretion, to offer a second extension term through December 31, 2049 if BAYarts completes an additional \$750,000 of capital improvements.
- c. *Additional terms.* At the end of either the first extension term or second extension term if BAYarts completes additional capital improvements, the agreement would renew for additional two-year terms in Cleveland Metroparks' discretion.

Cleveland Metroparks staff recommends that the Board approve the extension of the License Agreement with BAYarts.

No. 22-10-150: It was moved by Vice President Moore, seconded by President Berry and carried, to authorize Cleveland Metroparks to extend the term of its License Agreement with BAYarts through December 31, 2039 in exchange for BAYarts completing \$750,000 of capital improvements, and that the Board authorize the Chief Executive Officer to execute an Amendment to the License Agreement memorializing the extensions in a form approved by the Chief Legal & Ethics Officer. Should Cleveland Metroparks staff and BAYarts desire to enter into the second extension term, staff would bring such additional extension to the Board for approval.

Vote on the motion was as follows:

Ayes: Ms. Berry and Mr. Moore.

Nays: None.

ACTION ITEMS (cont.)

- (h) ***2022-2023 Property and Liability Insurance Coverages***
(Originating Source: Greg Headley, Director of Risk Management)

Background

The current insurance coverages and pricing by Jackson Dieken and Associates with TokioMarine HCC is in the second year of a three-year cycle (*i.e.*, 2021, 2022, 2023).

Market Review

A review of the market conditions by the Park District Risk Management consultant (Crain Langner) and Jackson Dieken and Associates, indicates that insurance rates have increased significantly for all entity types. The increase in rates is not the result of losses sustained by the Park District. Insurance rates have increased due to the payment of claims nation-wide, mostly due to catastrophic losses (hurricane, floods, fires, tornados) and jury awards.

2022-23 Proposed Premium

As we move into the third year of a three-year program, the Park District's proposed premium for 2022-23 is **\$912,172 (+13.3%)** versus \$805,448 in 2021-22 (an increase of \$106,724). The increase in TokioMarine HCC premium is primarily due to increased rates as described above.

The Park District Director of Risk Management and Risk Management Consultant, Crain, Langner & Co., have reviewed the proposal from Jackson Dieken and Associates for 2022-23 and recommend that the proposal be accepted, as reflected below.

- No. 22-10-151:** It was moved by Vice President Moore, seconded by President Berry and carried, to accept the proposal of Jackson Dieken and Associates, as described above, for insurance coverages for the third year of a three-year program effective November 1, 2022 to November 1, 2023, at the proposed coverages and pricing as follows:

Commercial General Liability Insurance for \$95,025 with U.S. Specialty Insurance Company through Jackson Dieken & Associates;

Commercial Auto Liability Insurance for \$88,094 with U.S. Specialty Insurance Company through Jackson Dieken & Associates;

Public Officials Liability Insurance for \$12,704 with U.S. Specialty Insurance Company through Jackson Dieken & Associates;

Law Enforcement Liability Insurance for \$19,855 with U.S. Specialty Insurance Company through Jackson Dieken & Associates;

Employment Practices Liability Insurance for \$11,895 with U.S. Specialty Insurance Company through Jackson Dieken & Associates;

Excess Liability Insurance for \$74,573 with U.S. Specialty Insurance Company through Jackson Dieken & Associates;

ACTION ITEMS (cont.)

Terrorism Coverage (TRIA) (liability and property) for \$10,746 with U.S. Specialty Insurance Company through Jackson Dieken & Associates;

Liquor Liability Insurance for \$1,874 with U.S. Specialty Insurance Company through Jackson Dieken & Associates;

Marina Operators Liability Insurance (included in Commercial General Liability Insurance) with U.S. Specialty Insurance Company through Jackson Dieken & Associates;

Property Insurance for \$363,747 with U.S. Specialty Insurance Company through Jackson Dieken & Associates;

Inland Marine Insurance for \$104,058 with U.S. Specialty Insurance Company through Jackson Dieken & Associates;

Employee Dishonesty and Crime Insurance for \$8,089 with U.S. Specialty Insurance Company through Jackson Dieken & Associates;

Boiler and Machinery Insurance (included in Property Insurance) with U.S. Specialty through Jackson Dieken & Associates;

Earthquake and Flood (Excluding Zone A) Insurance (included in Property Premium) with U.S. Specialty Insurance Company through Jackson Dieken & Associates;

EDP Insurance for \$11,153 with U.S. Specialty Insurance Company through Jackson Dieken & Associates;

Auto Physical Damage/Auto Catastrophic Physical Damage for \$65,200 with U.S. Specialty Insurance Company through Jackson Dieken & Associates;

Employee Benefits Insurance for \$159 with U.S. Specialty Insurance Company through Jackson Dieken & Associates; and,

Broker Fee for \$45,000 with Jackson Dieken & Associates.

Grand Total: \$912,172

Vote on the motion was as follows:

Ayes: Ms. Berry and Mr. Moore.

Nays: None.

ACTION ITEMS (cont.)

- (i) ***2023 Cleveland Metroparks Employee Group Health Care Benefits***
(Originating Sources: Brian M. Zimmerman, Chief Executive Officer/Harold Harrison, Chief Human Resources Officer/Matthew Hawes, Director of Human Resources)

A. SELF-INSURED MEDICAL PLAN

Since January 1, 2007, Cleveland Metroparks has offered a self-insured medical plan which includes an administrative services only (“ASO”) provider network and claims adjudication service and reinsurance/stop-loss insurance coverage (“Stop-Loss Coverage”). Cleveland Metroparks currently offers three plan design options (High Premium - Plan A, Mid Premium - Plan B, and High Deductible/Health Savings Account - Plan C).

ASO Contract

Cleveland Metroparks is currently under contract with Cigna to provide ASO services for 2023 at a flat-rate renewal.

Stop-Loss Coverage – RFP #6685

Stop-Loss Coverage provides Cleveland Metroparks with individual claim caps (currently \$175,000 per individual) and aggregate claim caps (125% of expected claims for Cleveland Metroparks). In August 2022, Human Resources (“HR”) and benefits consultant Taylor Oswald (“Oswald”) released RFP #6685 requesting proposals for a new one-year stop-loss coverage policy and received timely responses from multiple carriers.

Incumbent carrier, Medical Mutual of Ohio (“MMO”), submitted the lowest and best quote at the current deductible level – a 7.69% premium decrease. Accordingly, HR and Oswald recommend acceptance of MMO’s quote at the current deductible level.

Self-Insured Plan Designs and Premiums

HR and Oswald are recommending elimination of the prescription drug deductible for the A-Plan and B-Plan. All other plan design elements would remain the same. The Chief Executive Officer (“CEO”) will set premium rates based on prior claims experience, anticipated claim trend, administrative costs, stop-loss premiums, and an estimate of the average number of covered lives. Such premium rates will be supported by a reasonable actuarial estimate provided by Oswald.

B. FULLY-INSURED SUPPLEMENTAL BENEFITS**1) Dental Insurance**

Cleveland Metroparks is currently under contract with Cigna to provide dental insurance for 2023 at a flat-rate renewal.

2) Vision Insurance

Cleveland Metroparks is currently under contract with Cigna to provide vision insurance for 2023 at a flat-rate renewal.

ACTION ITEMS (cont.)**3) Long-Term Disability Insurance (“LTD”)**

Cleveland Metroparks is currently under contract with MMO to provide LTD insurance for 2023 at a flat-rate renewal.

4) Life Insurance and Accidental Death & Dismemberment (AD&D) Insurance

Cleveland Metroparks is currently under contract with MMO to provide Life and AD&D insurance for 2023 at a flat-rate renewal.

No. 22-10-152: It was moved by Vice President Moore, seconded by President Berry and carried, to:

A. Self-Insurance Plan

- a. Approve the continuation by the CEO of the self-insured employee health benefits program, maintained pursuant to Sections 1545.071 and 9.833 of the Ohio Revised Code, to pay for authorized health care benefits (the “Self-Insured Program”) for the 2023 plan year.
- b. Direct the Chief Financial Officer to take all necessary actions to reserve funds, as are necessary, in the exercise of sound and prudent actuarial judgment, to cover potential costs of health care benefits for the Self-Insured Program. The funds shall be reserved in a special fund (the “Self-Insurance Fund”) established pursuant to this resolution, which shall comply with the requirements of Ohio Revised Code Section 9.833. The costs of the Self-Insured Program, including, but not limited to, claims paid, administrative fees, employee buyout payments, wellness reimbursements, and legal fees, may be allocated to the Self-Insurance Fund on the basis of relative exposure and loss experience.
- c. Direct the CEO to have a report prepared and published of amounts reserved and disbursements made from the Self-Insurance Fund, which comports with and conforms to the requirements of Ohio Revised Code Section 9.833 and is maintained and made available for inspection at all reasonable times during regular business hours at the Cleveland Metroparks Administrative Office.
- d. Authorize the CEO to set premium rates based on prior claims experience, anticipated claim trend, administrative costs, stop-loss premiums, and an estimate of the average number of covered lives. Such premium rates will be supported by a reasonable actuarial estimate provided by Oswald.

ACTION ITEMS (cont.)**B. Stop-Loss Insurance**

Approve an award on RFP #6685 and authorize the Chief Executive Officer to enter into a one-year agreement, in a form approved by the Chief Legal & Ethics Officer, with MMO at a monthly rate of \$98.76 per employee to purchase \$175,000 deductible individual stop-loss coverage and \$4.38 per employee to purchase aggregate stop-loss insurance at 125% of expected claims as projected by Medical Mutual. The agreement shall commence on January 1, 2023 and cover claims incurred and paid in the 12-month period covering the Self-Insured Program's year beginning January 1, 2023.

Vote on the motion was as follows:

Ayes: Ms. Berry and Mr. Moore.

Nays: None.

- (j) ***West Creek Greenway – Camelot to Broadview: Project Development Agreement***
(Originating Sources: Sean E. McDermott, P.E., Chief Planning and Design Officer/
Sara Byrnes Maier, Principal Planner)

Background

The City of Parma ("Parma"), West Creek Conservancy ("West Creek"), and Cleveland Metroparks have entered into discussions regarding development of the Camelot Drive to Broadview Road segment of the West Creek Greenway Trail ("Trail"), which will be an ADA accessible multipurpose recreational trail connection between Camelot Drive and Broadview Road in West Creek Reservation.

Parma and West Creek wish to partner with Cleveland Metroparks to install this ± 0.5-mile section of the Trail (see map on page **97113**) and make other site improvements within the city of Parma. Parma and West Creek will provide the funds required for the Trail including, but not limited to, design, construction, permits, inspections and fundraising. Cleveland Metroparks staff will manage the design, construction, and implementation of the Trail.

Parma received \$560,000 in Congestion Mitigation and Air Quality ("CMAQ") Improvement grant funding from the Ohio Department of Transportation ("ODOT") via a competitive process through the Northeast Ohio Areawide Coordinating Agency ("NOACA") for use on the Trail. A transfer of sponsorship of the CMAQ award to Cleveland Metroparks has been initiated with NOACA and ODOT by Parma. Parma City Council approved the Project Development Agreement ("PDA") at its October 3, 2022 meeting (Ord. No. 171-22).

West Creek obtained \$729,310 in Clean Ohio Green Space Conservation Program funds for the Trail and will be responsible for any additional funding, if needed. West Creek owns the land for the Project in fee simple and leases the land to Cleveland Metroparks

ACTION ITEMS (cont.)

by way of a long-term lease. Maintenance and repairs for the completed Trail will be Cleveland Metroparks' responsibility through its existing long-term lease with West Creek.

Upon execution of the PDA, Cleveland Metroparks will collaborate with Parma and West Creek to select a designer for the Trail and it is anticipated that the bidding will occur shortly thereafter for construction to begin by 2024.

No. 22-10-153: It was moved by Vice President Moore, seconded by President Berry and carried, to authorize the Chief Executive Officer to enter into a Project Development Agreement with the **City of Parma and West Creek Conservancy** for the West Creek Greenway Trail Camelot Drive to Broadview Road and any other documents/agreements as may be necessary to effectuate the above, in a form to be approved by the Chief Legal and Ethics Officer.

Vote on the motion was as follows:

Ayes: Ms. Berry and Mr. Moore.

Nays: None.

(k) ***Award of Contract – Old Station Road Restoration Project, Brecksville Reservation***
*(Originating Sources: Sean E. McDermott, P.E., Chief Planning and Design Officer/
Chris Cheraso, Landscape Architect/Bob Burichin, Project Manager)*

Background

Cleveland Metroparks has received grant funding for the Old Station Restoration Project (“Project”) in Brecksville Reservation through the H2Ohio Fund administered by the Ohio Department of Natural Resources. A portion of funds for the project will also be provided by the Northeast Ohio Regional Sewer District (“NEORS”) Stormwater Reimbursement Fund Program. The Project will remove existing pavement and infrastructure associated with an abandoned roadway that negatively impacts local and regional water quality. Additionally, the Project will restore a tributary ravine and will enhance existing wetlands in Brecksville Reservation immediately above the confluence of Chippewa Creek and the Cuyahoga River. Enhancements to the stream and wetlands will remove excess nutrients from nearby development that currently flow directly into the waterways.

Storm sewer infrastructure from Riverview Road will be redirected through a manhole to a tributary west of the roadway. The tributary ravine will be restored to stabilize the stream, accommodate additional flow, and improve habitat. The tributary will flow into a ±1.2-acre enhanced wetland and then be directed under Chippewa Creek Drive to Chippewa Creek then on the Cuyahoga River.

ACTION ITEMS (cont.)

Bid Results

On October 11, 2022 sealed bids were received for Bid #6687, Old Station Road Restoration Project, Brecksville Reservation. Bids included a Base Bid for the work shown on the plans, including a \$20,000 Owner’s Allowance and 6 bid alternates. The bid alternates are as follows:

- Alternate 1 – Deduct to non-perform deer enclosure fencing
- Alternate 2 – Deduct to switch from sandstone to limestone material
- Alternate 3 – Deduct to non-perform invasive species treatment
- Alternate 4 – Add to provide an additional 30” of clean fill over top of Old Station Road
- Alternate 5 – Add for providing and installing tree caging for all shrubs
- Alternate 6 – Add to salvage and palletize the existing sandstone

A summary of the bids received:

Bidder	Total Bid (Base Bid + Allowance)	Alt. 1 (Deduct)	Alt. 2 (Deduct)	Alt. 3 (Deduct)	Alt. 4 (Add)	Alt. 5 (Add)	Alt. 6 (Add)
Marks Construction	\$748,000	\$(59,400)	\$0	\$(10,713)	\$108,386	\$23,342	\$12,500
Fabrizi Recycling, Inc.	\$678,000	\$(8,000)	\$0	\$(5,000)	\$35,000	\$17,000	\$12,000
* Baumann Enterprises, Inc	\$636,700	\$(9,000)	\$1	\$(8,500)	\$27,000	\$22,000	\$10,000
* Eclipse Co. LLC	\$625,786	\$(83,500)	\$(2,000)	\$(9,000)	\$41,500	\$15,200	\$2,000

* Denotes a non-responsive bidder

Bid Analysis

Staff has performed a review of the bid results and determined that Eclipse Co., LLC, and Baumann Enterprises, Inc. submitted non-responsive bids and the qualification documents submitted did not satisfy the minimum threshold for stream restoration experience specifically required for the Project. Subsequently staff reviewed Fabrizi Recycling, Inc’s (Fabrizi) bid and found Fabrizi to be the lowest and best bidder to complete the Project. Staff then determined the best combination of the Base Bid plus accepted alternates. It is recommended to award Fabrizi the following: Base Bid (\$678,000), Alternate 1 (-\$8,000), Alternate 3 (-\$5,000), and Alternate 4 (\$35,000). Although Fabrizi has not partnered recently with Cleveland Metroparks, they successfully in the past completed several projects in the Zoo, Bradley Woods, and Rocky River Reservations.

No. 22-10-154:

It was moved by Vice President Moore, seconded by President Berry and carried, to authorize the Chief Executive Officer to enter into a contract with Fabrizi Recycling Inc. as the lowest and best bidder for Old Station Road Restoration Project, Brecksville Reservation **in an amount not to exceed \$700,000** as reflected above. In the event that the bidder cannot satisfy the bid the award will be given to the next successive bidder who the Board, in its discretion, has reflected in the minutes as being the

ACTION ITEMS (cont.)

next lowest and best bidder who can satisfy the bid. The difference in cost and all related costs to the difference will be assumed by the original bidder. Form of the contract to be approved by the Chief Legal and Ethics Officer.

Vote on the motion was as follows:

Ayes: Ms. Berry and Mr. Moore.

Nays: None.

AWARD OF BIDS/RFPS/CO-OPS/SINGLE SOURCES.

No. 22-10-155: It was moved by Vice President Moore, seconded by President Berry and carried, to authorize the following awards:

- (a) **Bid Renewal #6604:** **Various Paper Products and Trash Can Liners** (see page **97083**);
- (b) **Bid Renewal #6605:** **Printing and Mailing Services** (see page **97084**);
- (c) **Single Source #6690:** **Brecksville Nature Center Window Replacement** (see page **97085**);
- (d) **Sourcewell Co-Op ORC 125.04 #6693:**
Two (2) New 2023 Ford Transit Connect Minivans, Three (3) New 2023 Ford Transit Connect Compact Cargo Vans, and Four (4) New 2023 Ford Transit Medium Roof RWD Full Size Cargo Vans (see page **97086**);
- (e) **Ohio Co-Op #6695:** **Natural Gas through Third Party Suppliers** (see page **97087**); and,
- (f) **Single Source #6697:** **Manakiki Golf Course Irrigation Pump Station** (see page **97089**).

Vote on the motion was as follows:

Ayes: Ms. Berry and Mr. Moore.

Nays: None.

AWARD OF BIDS/RFPS/CO-OPS/SINGLE SOURCES (cont.)

BID RENEWAL #6604 SUMMARY: **VARIOUS PAPER PRODUCTS AND TRASH CAN LINERS** to be supplied on an “as needed” basis to Cleveland Metroparks for a one (1) year period beginning November 1, 2022 through October 31, 2023

Background

The Purchasing Department issued a combined bid for paper products and trash can liners to leverage the spend for both commodities in 2021. The bid included twenty-four (24) paper products and eight (8) different trash can liners.

W.B. Mason was the lowest and best bidder and was awarded the bid for a one (1) year period with the ability to renew for an additional one (1) year period. Currently, therefore, W.B. Mason supplies paper products and trash can liners throughout Cleveland Metroparks on an “as needed” basis. W.B. Mason offers a custom-tailored online electronic catalog for Park District staff to place orders, which online electronic catalog is protected by username and password. The current contract term is for a one (1) year period beginning November 1, 2021 through October 31, 2022.

Due to continued market volatility and supply chain disruption, the two (2) primary manufacturers of paper products and trash can liners have implemented several price increases during the current contract term with additional increases anticipated late 2022 and into 2023.

Manufacturer Price Increases

Kimberly Clark (paper products): 8% Increase November 2021 and 25% Increase June 2022
Georgia Pacific (trash can liners): 7% Increase December 2021 and 13% Increase May 2022

As a result of this increase, Cleveland Metroparks will incur increases of at least 33% on paper products and 16% on trash can liners from W.B. Mason. Should Cleveland Metroparks go out to bid, staff expects that additional price increases will result in even higher prices for Cleveland Metroparks.

To maintain the lowest prices available in this volatile market, Cleveland Metroparks staff recommends the Board exercise the option to renew for a one (1) year period beginning November 1, 2022 through October 31, 2023.

RECOMMENDED ACTION:

That the Board authorize a renewal of the award for the purchase of various trash can liners and paper products, as specified in the above summary, for Bid Renewal #6604, to the lowest and best bidder, **W.B. Mason Co., Inc.**, to be supplied on an “as needed” basis for a one (1) year period beginning November 1, 2022 through October 31, 2023, **for an annual cost not to exceed \$125,000**. In the event the log of consumption approaches 90 percent of the estimate, an action item will be presented to the Board requesting an increase. In the event a vendor cannot satisfy the bid, the award will be given to the bidder who the Board, in its discretion, has reflected in the minutes as being the next lowest and best bidder who can satisfy the bid. The difference in cost and all related costs to the difference will be assumed by the original bidder and/or surety.

(See Approval of this Item by Resolution No. 22-10-155 on Page 97082)

AWARD OF BIDS/RFPs/CO-OPS/SINGLE SOURCES (cont.)

BID RENEWAL #6605 SUMMARY: **PRINTING AND MAILING SERVICES** of Cleveland Metroparks monthly *Emerald Necklace* Newsletter for a 6-month period, beginning with the January 2023 issue and ending with the June 2023 issue

Background

The *Emerald Necklace* is a monthly newsletter that provides the general public with information about Cleveland Metroparks educational and recreational opportunities. The newsletter has been published for over 70 years and has undergone many evolutions. Currently, nearly 24,000 households receive the *Emerald Necklace* with an additional 11,600 distributed to Nature Centers and Community Centers on a monthly basis.

EP Graphics, Inc. was awarded for a twelve (12) month period beginning with the January 2022 issue through the December 2022 issue with an option to renew for a six (6) month period from January 2023 through June 2023 or a twelve (12) month period from January 2023 through December 2023 at Cleveland Metroparks' sole discretion.

Cleveland Metroparks would like to exercise the option to renew for a period of six (6) months beginning January 1, 2023 through June 30, 2023.

RECOMMENDED ACTION:

That the Board authorize an award of Bid Renewal #6605 Printing and Mailing Services of the Cleveland Metroparks monthly *Emerald Necklace* Newsletter to **EP Graphics, Inc.** for printing and mailing services for a six (6) month period, beginning with the January 2023 issue and ending with the June 2023 issue for an 8-page issue six times a year **at a cost of \$35,471**. In the event the log of consumption approaches 90 percent of the total estimate, an action item will be presented to the Board requesting an increase to the expenditure. Form of contract to be approved by the Chief Legal and Ethics Officer.

(See Approval of this Item by Resolution No. 22-10-155 on Page 97082)

AWARD OF BIDS/RFPS/CO-OPS/SINGLE SOURCES (cont.)**SINGLE SOURCE #6690 SUMMARY: BRECKSVILLE NATURE CENTER WINDOW REPLACEMENT****Background**

On June 11, 1939, Brecksville Nature Center opened its doors to the public. The trailside museum was the last of three trailside museums built by the WPA. As of today, not much has been altered from the original design and the nature center was placed on the National Register of Historic Places in 1992. In 2016, Cleveland Metroparks acquired a small grant to replace 11 of the 45 original windows on the Brecksville Nature Center. The original windows are single pane steel frame construction and provide no insulation to keep heat and air in the building.

Park Management has been working with the Development team the past few years to help secure the remaining funds to replace the remaining 34 windows on the nature center. The remaining windows will be replaced with Marvin aluminum clad wood windows with insulated glass. These windows will mimic the fine profile of the existing windows which will keep the historic appearance and meet the requirements from the National Register of Historic Places.

Jamieson Ricca Fenestration was vetted as the only commercially focused dealer for the Greater Cleveland Area that provides the windows required for the Brecksville Nature Center. They provide the background in project delivery, continual training to provide the most expertise in historic structures, and quality finish work.

Recommendation

Cleveland Metroparks Park Management staff recommends entering into a contract with Jamieson Ricca Fenestration for the full replacement and installation of the remaining windows in the Brecksville Nature Center with the Marvin Aluminum Clad Wood Windows as described above. The total project cost associated with the window replacement is \$63,869.

RECOMMENDED ACTION:

That the Board authorize the Chief Executive Officer to enter into an agreement, in a form approved by the Chief Legal & Ethics Officer, as specified in Single Source #6690, for full replacement and installation of the remaining original windows on the Brecksville Nature Center with the Marvin Aluminum Clad Wood Windows, with **Jamieson Ricca Fenestration** for a **total cost not to exceed \$63,869**.

(See Approval of this Item by Resolution No. 22-10-155 on Page 97082)

AWARD OF BIDS/RFPs/CO-OPS/SINGLE SOURCES (cont.)

SOURCEWELL CO-OP ORC 125.04 #6693 SUMMARY:

TWO (2) NEW 2023 FORD TRANSIT CONNECT MINIVANS, THREE (3) NEW 2023 FORD TRANSIT CONNECT COMPACT CARGO VANS, AND FOUR (4) NEW 2023 FORD TRANSIT MEDIUM ROOF RWD FULL SIZE CARGO VANS

Item	Two (2) New 2023 Ford Transit Connect Minivans
New unit base cost-plus accessories, includes delivery and tags.	\$33,143 each
Total x2	\$66,286
Item	Three (3) New 2023 Ford Transit Connect Compact Cargo Vans
New unit base cost-plus accessories, includes delivery and tags.	\$32,672 each
Total x3	\$98,016
Item	Four (4) New 2023 Ford Transit Medium Roof RWD Full Size Cargo Vans
New unit base cost-plus accessories, includes delivery and tags.	\$50,545 each
Total x4	\$202,180
Units Replaced (replacing eight (8) vehicles, purchasing one (1) new)	2008 Sprinter Cargo Van (157,000 miles) (EO1708) 2008 Sprinter Cargo Van (134,000 miles) (EO1808) 2008 Sprinter Cargo Van (145,000 miles) (EO1908) 2008 Sprinter Cargo Van (126,000 miles) (EO3906) 2008 Ford Escape (120,000 miles) (EO0308) 2011 Ford Cargo Van (117,000 miles) (EO1311) 2005 Ford Escape (95,000 miles) (EO0405) 2009 Ford Escape (90,000 miles) (EO0209)
Total order x9	\$366,482

The replaced units will go to online auction or replace units of lesser value that will go to online auction.

Pursuant to Ohio Revised Code (“ORC”) 9.48, Bob Gillingham Ford is offering the vehicles for a price below and with terms similar to Sourcewell Contract 091521-NAF.

RECOMMENDED ACTION:

That the Board approve the purchase of two (2) new 2023 Ford Transit Connect Minivans, three (3) new 2023 Ford Transit Connect Compact Cargo Vans, and four (4) new 2023 Ford Transit Medium Roof RWD Full Size Cargo Vans, as per Sourcewell Co-Op ORC 125.04 #6693, equipped as specified in the above summary, from **Bob Gillingham Ford, for a total cost of \$366,482**, pursuant to ORC 9.48 for terms similar to and cost less than Sourcewell Cooperative Purchasing Program, Contract Number 091521-NAF.

(See Approval of this Item by Resolution No. 22-10-155 on Page 97082)

AWARD OF BIDS/RFPS/CO-OPS/SINGLE SOURCES (cont.)

OHIO CO-OP #6695 SUMMARY: NATURAL GAS THROUGH THIRD PARTY SUPPLIERS for a two (2) year period beginning November 1, 2022 through October 31, 2024

Background

In 2003, the State of Ohio Cooperative Purchasing Program (COOP) added natural gas supply to their Cooperative Purchasing Contracts, and the savings found through the program served Cleveland Metroparks well. In addition to high volume natural gas accounts (*i.e.*, The RainForest), the State’s program accepted small volume gas accounts at a minimum of five (5) percent below market as well (*i.e.*, Euclid Creek Maintenance Building, etc.). These small-volume accounts had never been part of the discount offered through standard bid as their consumption was too minimal for consideration by vendors. The COOP has, therefore, consistently proven itself the best financial option available to Cleveland Metroparks.

Natural gas suppliers are selected by the State through a Request for Proposal (RFP) process. The State’s natural gas program that is awarded and available for two years is administered by the State-awarded firm known as Summit Energy Services (a wholly owned subsidiary of Schneider Electric) which completes all billing, servicing, and reporting.

The most recent Cleveland Metroparks billing period (September 2022) lists the **cost per MCF at \$4.68, which was \$1.40 lower than the average Supplier Monthly Variable Rate (“MVR”) at \$6.08** from which all non-residential sites must now purchase gas (these numbers are based on the current contract price through October 2024 with Constellation Energy Services at NYMEX (monthly variable) minus \$0.35 (fixed) which is the parks commodity price). The Park District will continue to pay monthly utility distribution fees. The spread for October 2022 through October 2024 (futures) continues to run lower than Dominion’s MCF cost, reflecting a potential savings to Cleveland Metroparks of ±8 percent (8%) for large accounts.

In 2021, a total savings of \$126,737 was achieved compared to standard utility costs. The total savings for all these sites over the lifetime of program enrollment is **\$1,124,760** (as listed in the table below). Clearly the State of Ohio cooperative agreement, contract number CSP901819 option remains a solid recommendation going forward.

Co-Op vs. Open market savings – Historical Data									
<u>2011</u>	<u>2012</u>	<u>2013</u>	<u>2014</u>	<u>2015</u>	<u>2016</u>	<u>2017</u>	<u>2018</u>	<u>2021</u>	<u>Lifetime Savings</u>
\$46,926	\$52,804	\$127,514	\$180,491	\$233,467	\$179,839	\$60,661	\$116,321	\$126,737	\$1,124,760

A summary of 2021 actual gas costs in comparison to costs if Cleveland Metroparks had purchased gas "on the open market" follows using 2021 average state pricing of \$4.78/mcf and average monthly variable supplier rate of \$6.15/mcf for large sites and \$6.00/mcf versus \$4.67/mcf for small sites.

AWARD OF BIDS/RFPS/CO-OPS/SINGLE SOURCES (cont.)

<u>Natural Gas Account</u>	<u>Utilization (MCF)</u>	<u>2021 Actual Cost at COOP Pricing Delivered</u>	<u>2021 POTENTIAL Costs through Dominion¹ Cost of commodity</u>
Large volume accounts	67,981 mcf (\$4.78/mcf)	\$324,949	\$418,083
Small volume accounts	25,265 mcf (\$4.67/mcf)	\$117,987	\$151,590
TOTAL	93,246 mcf	\$442,936	\$569,673 2021 COOP vs Open Market savings = \$126,737

¹ Savings based on Cleveland Metroparks actual costs versus same utilization at tariff rates if supplied by a Dominion East Ohio MVR Supplier.

Cleveland Metroparks staff, therefore, recommends continuing to utilize the Ohio Co-Op to purchase natural gas.

RECOMMENDED ACTION:

That the Board award Third Party Natural Gas Supply to the Ohio Co-Op lowest and best bidder as per Ohio Co-Op #6695 for all natural gas accounts (both large and small locations) for a two (2) year period beginning November 1, 2022 through October 31, 2024, as per the State of Ohio guaranteed price per MCF, in full utilization of the State of Ohio Cooperative Purchasing Program contract number CSP901819.

(See Approval of this Item by Resolution No. 22-10-155 on Page 97082)

AWARD OF BIDS/RFPS/CO-OPS/SINGLE SOURCES (cont.)**SINGLE SOURCE #6697 SUMMARY: MANAKIKI GOLF COURSE IRRIGATION PUMP STATION****Background**

Manakiki Golf course was acquired by Cleveland Metroparks in 1944 and remains an award-winning Donald Ross designed course. The irrigation system on the golf course has reached the end of its useful life. The existing pump house and pump system were installed in 1982. The system is now out of date, inefficient, and only currently operating at 33% capacity. A new pump station will allow for greater energy and water use efficiency, allow the system to be used at full capacity, provide optimizing parameters to fine tune the system, and enhance monitoring capabilities to make changes based on current golf course demands and conditions.

Analysis

Due to the unique design of the irrigation system, ProPump & Controls Inc. was identified and vetted by the consulting design team as the only commercially focused dealer for the Greater Cleveland Area that provides for the distribution of the necessary custom Flowtronics package pump station manufactured by MotorControls Inc. Motor Controls, Inc. have been in business since 1980 and provide the background in project delivery, incorporation of quality equipment into their design and a proven track record of certified construction of pump stations.

Cleveland Metroparks staff recommends entering into a contract with ProPump & Controls Inc. for the purchase and delivery of a new Flowtronics end suction variable speed package pump station. The cost of the pump station is \$232,620. The package pump station will be installed in conjunction with other necessary improvements such as electrical service upgrades, site preparation, and water distribution system improvements. These costs are not included and will be procured separately.

RECOMMENDED ACTION:

That the Board authorize the Chief Executive Officer to enter into an agreement, in a form approved by the Chief Legal & Ethics Officer, as specified in Single Source #6697, for the purchase and delivery of a new package pump station to **ProPump & Controls Inc.** for a **total cost not to exceed \$232,620.**

(See Approval of this Item by Resolution No. 22-10-155 on Page 97082)

GOODS AND SERVICES (\$10,000 - \$50,000) ACQUIRED
SINCE LAST BOARD MEETING (Presented 10/20/22)

Pursuant to Cleveland Metroparks By-Laws, Article 5 (Procurement), Section 5(a), “The CEO is authorized to enter into contracts and contract amendments for construction, change orders, and to purchase equipment, goods and services, and real estate, without prior approval of the Board in each instance, if the cost of the contract or contract amendment, for any single project, or the amount of the purchase, does not exceed \$50,000. Any contracts where the cost exceeds \$10,000 or any purchase where the amount exceeds \$10,000, and approved by the CEO, shall be reported to the Board at its next regularly scheduled meeting following the execution of said contract or said purchase,” the following is provided:

<u>REF. NO. / ITEM – SERVICE</u>	<u>VENDOR</u>	<u>COST</u>	<u>PROCEDURE</u>
Fabrication and installation services for Mandel, Programs and Guest Resource Center signage for Zoo Administration Building.	Becker Signs Inc.	\$16,273.33	(7)
Golf Handicap Information Network (GHIN) handicap service fees for golf courses; additional service fees.	Northern Ohio Golf Association	\$11,971.00 960.00 480.00 <u>210.00</u> \$13,621.00	(3)
Supply and install 150’x20’ high netting; includes removal of existing material at Washington Golf Course tee number three (3).	Cross Country Cowboy, Inc.	\$20,668.73	(3)
Maintenance agreement for Canon copier at Creative Services for a five (5) year agreement beginning January 1, 2020 through December 31, 2024; additional funds to cover five (5) year contract period.	Lake Business Products	\$18,000.00 <u>32,000.00</u> \$50,000.00	(3)
Electrical upgrades for the new chiller system for the toboggan chutes at The Chalet in Millstream Run Reservation.	Illuminating Company	\$22,500.00	(3)
Replacement wayfinding signage for various locations throughout the Park District.	MD Solutions	\$16,360.00	(7)

GOODS AND SERVICES (\$10,000 - \$50,000) ACQUIRED (cont.)

<u>REF. NO. / ITEM – SERVICE</u>	<u>VENDOR</u>	<u>COST</u>	<u>PROCEDURE</u>
Hauling services of Keeney material (sand and stone) to various locations for Trail Projects; additional hauling services.	Arms Trucking Company	\$14,000.00 15,000.00 <u>21,000.00</u> \$50,000.00	(3)
Black locust wood for various Trails projects; additional material.	Midwest Black Locust	\$30,000.00 10,000.00 <u>10,000.00</u> \$50,000.00	(3)
Modifications to the existing workstations for Finance located in the Administration Building.	Ohio Desk	\$16,652.82	(2)
52,000 sq. ft. of tall fescue sod for the Pump Track at Ohio & Erie Canal Reservation.	Huggett Sod Farm	\$21,623.60	(7)
Enterprise support services and development assistance for MapStore through December 31, 2023 for P&D.	Geosolutions USA Corp.	\$36,000.00	(7)
Tree trimmings and brush removal services at Lakefront Reservation.	Edwards Tree Service Inc.	\$26,000.00	(7)
Field investigations and hydrographic surveys for Cleveland Harbor Eastern Embayment Resilience Study Project (CHEERS).	KS Associates, Inc.	\$49,500.00	(7)
Painting services of the exterior of Ohio & Erie Canal Management Center.	JLDCP, LLC	\$48,102.62	(7)
License agreement to conduct online user experience research for a three (3) year period beginning August 31, 2022 through August 25, 2025 for Marketing.	User Testing, Inc.	\$35,256.38	(3)

GOODS AND SERVICES (\$10,000 - \$50,000) ACQUIRED (cont.)

<u>REF. NO. / ITEM – SERVICE</u>	<u>VENDOR</u>	<u>COST</u>	<u>PROCEDURE</u>
Closing cost for Havran Property at Garfield Park Reservation.	Guardian Title & Guaranty Agency, Inc.	\$30,535.46	(3)
Costume characters for 2022 Trick or Treat Fest at the Zoo.	Spectacular Party Entertainment, LLC.	\$40,656.00	(3)
DJ dance party for 2022 Trick or Treat Fest at the Zoo.	Rock the House	\$10,200.00	(3)
Cinderella and Arabian Princess for 2022 Trick or Treat Fest at the Zoo.	Kids Party Entertainment	\$11,814.00	(3)

===== **KEY TO TERMS** =====

- (1) "**BID**" – Formal bid invitations sent and advertised in *The Plain Dealer* 15 days preceding the bid opening.
- (2) "**COOPERATIVE**" – Purchased through cooperative purchasing programs i.e. – State of Ohio, OMNIA, etc.
- (3) "**SINGLE SOURCE**" – Purchased from one source as competitive alternatives are not available.
- (4) "**PROPRIETARY**" – Products purchased for resale directly from the brand's manufacturer.
- (5) "**PROFESSIONAL SERVICE**" – Services of an accountant, architect, attorney at law, physician, professional engineer, construction project manager, consultant, surveyor or appraiser as outlined under Article 5, Sections 1-4 of the Board By-Laws and defined by ORC 307.86.
- (6) "**COMPETITIVE QUOTE (up to \$10,000)**" – Originally estimated \$10,000 or less, quoted by three vendors.
- (7) "**COMPETITIVE QUOTE (over \$10,000 to \$50,000)**" – Chosen through the accumulation of three written quotes.

**CONSTRUCTION CHANGE ORDERS OR AMENDMENTS TO
PROFESSIONAL SERVICE CONTRACTS (10/20/22)**

Pursuant to Cleveland Metroparks By-Laws, Article 5 (Procurement), Section 5(b) and (c), “...the CEO is not authorized to enter into any change orders to construction contracts, without prior approval of the Board in each instance, except that the CEO is authorized to enter into change orders to construction contracts, without prior approval of the Board in each instance, where the additional cost is less than THE LESSER OF: (i) \$50,000, or (ii) ten percent (10%) of the total cost of the contract at the time of the change order. Each change order by the CEO under this Article shall be reported to the Board at the next meeting of the Board following the execution of said change order. The aggregate value of all change orders authorized by the CEO shall not exceed fifty percent (50%) of the original contract value without prior approval of the Board. If the Board approves a revised contract value, then the aggregate value of all change orders issued after Board approval of the revised contract value shall not exceed fifty percent (50%) of the revised contract value without additional approval of the Board.”

I. “Amendment to Professional Service Contract. For professional service contracts greater than \$50,000, the CEO is not authorized to enter into any amendment to professional services or other special services agreement, without prior approval of the Board in each instance, except that the CEO is authorized to enter into amendments to professional services and other special services agreements for additional fees, without prior approval by the Board in each instance, where the additional fees for the agreement by the CEO pursuant to this Section, are less than THE LESSER OF: (i) \$50,000, or (ii) ten percent (10%) of the total cost of the agreement at the time of the amendment. Each amendment by the CEO under this Section shall be reported to the Board at the next meeting of the Board following the execution of said amendment. The aggregate value of all amendments authorized by the CEO shall not exceed fifty percent (50%) of the original contract value without prior approval of the Board. If the Board approves a revised contract value, then the aggregate value of all change orders issued after Board approval of the revised contract value shall not exceed fifty percent (50%) of the revised contract value without additional approval of the Board.”, the following is provided:

<u>Contract</u>	<u>Item/Service</u>	<u>Vendor</u>	<u>Change Order or Amendment</u>
<p><u>Cleveland Metroparks Geese and Gull Management Program</u></p> <p><u>Contract Amount:</u> Original Contract Amount: \$296,757.89 Amendment No. 1 Amount: \$3,680.00 Amendment No. 2 Amount: \$8,725.60 Amendment No. 3 Amount: \$420.00 Revised Contract Amount: \$309,583.49</p>	Additional services for Euclid Decompaction Project.	Ohio Geese Control	#3
<p><u>Cleveland Metroparks Zoo Administration Renovation and Addition</u></p> <p><u>Contract Amount:</u> Original Contract Amount: \$3,070,322.56 Change Order No. 1 Amount: \$36,356.98 Change Order No. 2 Amount: \$226,273.29 Change Order No. 3. Amount: \$37,495.01 Change Order No. 4 Amount: \$0.00 Change Order No. 5 Amount: \$49,421.59 Change Order No. 6 Amount: \$0.00 Change Order No. 7 Amount: (\$150,474.55) Change Order No. 8 Amount: \$44,755.43 Revised Contract Amount: \$3,314,150.31</p>	Additional services to install perimeter fencing for ambassador animal holding (Mews).	Turner Construction Group	#8
<p><u>2022 Asphalt Pavement Improvements</u></p> <p><u>Contract Amount:</u> Original Contract Amount: \$1,018,000.00 Change Order No. 1 Amount: \$22,950.00 Revised Contract Amount: \$1,040,950.00</p>	Additional asphalt repair services of approximately 270 square yards at Bedford Reservation.	Karvo Paving Company	#1

AWARD OF BIDS/RFPs/CO-OPS/SINGLE SOURCES; CONSTRUCTION CHANGE ORDERS.

The following were presented to the Board for award/acknowledgment: bid/RFP/co-op/single source tabulations, as shown on pages **97082** through **97089**; \$10,000 to \$50,000 purchased items/services report, pages **97090** through **97092**; and construction change orders, page **97093**.

APPROVAL OF VOUCHERS AND PAYROLL.

No. 22-10-142: It was moved by Vice President Moore, seconded by President Berry and carried, to approve vouchers, net payroll, employee withholding taxes, and procurement card charges, as identified on pages **97114** to **97272**.

Vote on the motion was as follows:

Ayes: Ms. Berry and Mr. Moore.

Nays: None.

Due to the absence of Vice President Rinker, there was not a vote for the Recommended Action related to the JP Morgan Mastercard-Arborwear vouchers dated September 1, 2022 to September 30, 2022 in the amount of \$45.19. This amount will be presented at the next Board meeting for approval.

PUBLIC COMMENTS.

Public comments were offered by Marty Leshner of Olmsted Township. All such comments can be heard in their entirety by accessing the "About" section of Cleveland Metroparks website at <https://www.clevelandmetroparks.com/about/cleveland-metroparks-organization/boards-of-park-commissioners/board-meeting-archives>.

INFORMATION/BRIEFING ITEMS/POLICY.**(a) *ReadyCertify Recertification***

(Originating Sources: Kelly J. Stillman, Chief of Police/Ken Schabitzer, Captain)

Since 2016, Cleveland Metroparks Police Department has participated in the Cuyahoga County Office of Emergency Management Ready Certify program. The program is a voluntary program for cities, villages, townships, and organizations that provides an objective evaluation of the emergency management program of the participating entity. It is designed to assist local communities and organizations develop and manage their own emergency management programs.

While the Cuyahoga County Office of Emergency Management is the primary emergency management agency, Cleveland Metroparks Police Department plays an important role in emergency planning, mitigation, response, and recovery.

The program's core is a set of performance standards that participating communities and organizations strive to comply with. The standards are based on nationally recognized best practices and cover the various aspects of an effective local emergency management program, including organization, planning, equipping, training, and public information.

Once leadership is confident that their community or organization meets the standards, they submit their documentation to the Cuyahoga County Office of Emergency Management, where the materials are reviewed. When compliance with the standards is verified, the Cuyahoga County Office of Emergency Management will certify the applicant's emergency management program.

Congratulations to the Cleveland Metroparks Police Department for being recertified in the Cuyahoga County Office of Emergency Management Ready Certify program. The award will be presented to the police department by Mark Christie, Cuyahoga County EMA Director, and David Wood, Senior Emergency Management Specialist.

(b) *Capital Projects On the Horizon*

(Originating Sources: Sean McDermott, P.E., Chief Planning and Design Officer/Jim Rodstrom, P.E., Director of Construction/Christopher Kuhar, PhD, Executive Director, Cleveland Metroparks Zoo)

The Park District and Zoo are consistently busy with capital projects, with many focusing on improving the guest experience, expanding opportunity and providing access to our natural assets. Projects regularly cover a large array of improvements varying from zoo exhibits and guest experience, ecological restoration, stream rehabilitations, stormwater retrofits, natural surface and paved trails, parkway and parking lot green infrastructure, docks, piers, construction of new buildings, shelters, modifications and improvements to buildings, and many more impactful enhancements. Staff will provide a brief overview of projects on the horizon throughout the Park District and Zoo.

INFORMATION/BRIEFING ITEMS/POLICY (cont.)

- (c) ***Update on the Zoo's First Baby Gorilla***
(Originating Source: Christopher Kuhar, Cleveland Metroparks Zoo, Executive Director)

On October 26, 2021, a baby gorilla was born at Cleveland Metroparks Zoo. This was the first baby gorilla in the Zoo's 139-year history. The circumstances around the birth resulted in the animal care team to step in and take steps to stabilize the infant, followed by the earliest ever reintroduction to a gorilla group for surrogate rearing. Over the ensuing year, the animal care team at Cleveland Metroparks Zoo has accomplished a number of firsts, thereby setting a new standard for gorilla management and neonatal care. As Kayembe nears his first birthday, he has become a symbol of progress in both animal care and conservation for our zoo.

DATE OF NEXT MEETING.

The next Regular Meeting of the Board of Park Commissioners was scheduled by the Board for Thursday, November 17, 2022, 8:00 a.m. at the Board's office, 4101 Fulton Parkway, Cleveland, Ohio.

ADJOURNMENT TO EXECUTIVE SESSION.

No. 22-10-156: At 10:08 a.m., upon motion by Vice President Moore, seconded by President Berry and carried, the meeting adjourned to an Executive Session for the purpose of discussing the Purchase/Acquisition of Real Property and a Pending Litigation Matter, as stated by Chief Legal and Ethics Officer, Rose Fini.

Roll-call vote on the motion was as follows:

Aye: Ms. Berry.

Aye: Mr. Moore.

Nays: None.

ADJOURNMENT.

No. 22-10-157: There being no further matters to come before the Board, upon motion by Vice President Moore, seconded by President Berry, and carried, President Berry adjourned the meeting at 10:36 a.m.

Vote on the motion was as follows:

Ayes: Ms. Berry and Mr. Moore.

Nays: None.

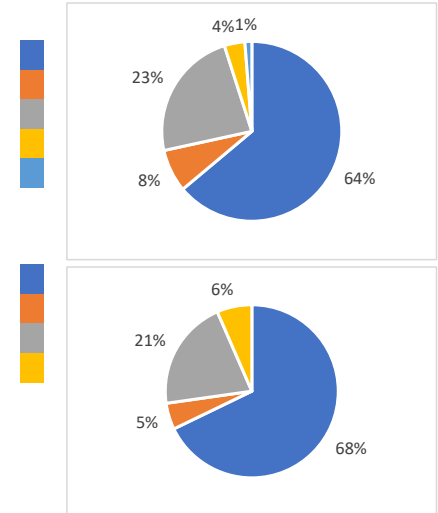
President.

Attest:

Secretary.

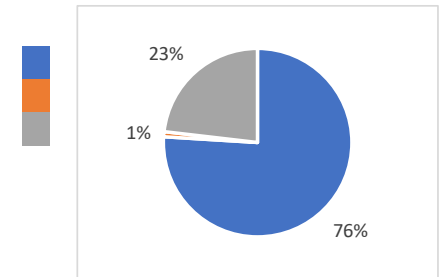
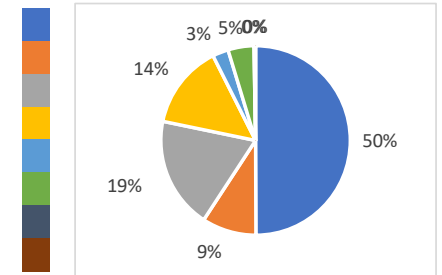
Cleveland Metroparks
 Financial Performance
 9/30/2022
 CM Park District

	Actual September '21	Actual September '22	Fav (Unfav)	Actual YTD September '21	Actual YTD September '22	Fav (Unfav)
Revenue:						
Property Tax	3,309,186	2,804,344	(504,842)	77,665,275	78,015,223	349,948
Local Gov/Grants/Gifts	1,029,583	3,488,297	2,458,714	21,419,305	9,414,392	(12,004,913)
Charges for Services	3,092,015	2,486,026	(605,989)	26,331,999	28,700,865	2,368,866
Self-Funded	666,106	17,388	(648,718)	6,085,803	4,507,530	(1,578,273)
Interest, Fines, Other	<u>17,801</u>	<u>96,602</u>	<u>78,801</u>	<u>174,658</u>	<u>1,474,798</u>	<u>1,300,140</u>
Total Revenue	8,114,691	8,892,657	777,966	131,677,040	122,112,808	(9,564,232)
OpEx:						
Salaries and Benefits	5,399,442	7,649,734	(2,250,292)	46,503,459	53,350,565	(6,847,106)
Contractual Services	488,133	304,568	183,565	3,568,479	3,869,028	(300,549)
Operations	1,512,777	1,840,595	(327,818)	13,603,484	16,288,872	(2,685,388)
Self-Funded Exp	<u>674,272</u>	<u>656,405</u>	<u>17,867</u>	<u>5,444,799</u>	<u>5,122,823</u>	<u>321,976</u>
Total OpEx	8,074,624	10,451,302	(2,376,678)	69,120,221	78,631,288	(9,511,067)
Op Surplus/(Subsidy)	40,067	(1,558,645)	(1,598,712)	62,556,819	43,481,520	(19,075,299)
CapEx:						
Capital Labor	0	32,970	(32,970)	532,901	514,570	18,331
Construction Expenses	1,099,156	2,699,837	(1,600,681)	15,782,722	13,288,598	2,494,124
Capital Equipment	151,766	422,774	(271,008)	1,834,139	2,966,845	(1,132,706)
Land Acquisition	556,923	94,359	462,564	2,672,477	1,250,945	1,421,532
Capital Animal Costs	<u>4,148</u>	<u>(151)</u>	<u>4,299</u>	<u>13,825</u>	<u>6,485</u>	<u>7,340</u>
Total CapEx	1,811,993	3,249,789	(1,437,796)	20,836,064	18,027,443	2,808,621
Net Surplus/(Subsidy)	(1,771,926)	(4,808,434)	(3,036,508)	41,720,755	25,454,077	(16,266,678)



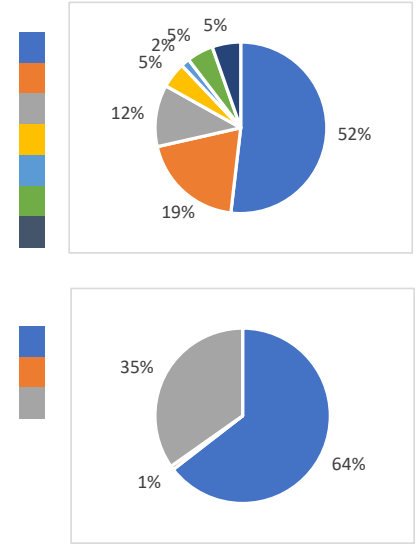
**Cleveland Metroparks
Financial Performance
9/30/2022
Zoo**

	Actual September '21	Actual September '22	Fav (Unfav)	Actual YTD September '21	Actual YTD September '22	Fav (Unfav)
Revenue:						
General/SE Admissions	673,452	495,946	(177,506)	6,339,930	5,891,720	(448,210)
Guest Experience	91,346	79,685	(11,661)	1,203,972	1,095,575	(108,397)
Zoo Society	0	0	0	1,755,900	2,239,925	484,025
Souvenirs/Refreshments	427,890	156,578	(271,312)	1,634,473	1,695,199	60,726
Education	26,700	1,371	(25,329)	320,257	319,806	(451)
Rentals & Events	40,238	16,915	(23,323)	439,091	519,990	80,899
Consignment	8,788	13,768	4,980	25,400	31,630	6,230
Other	<u>501</u>	<u>(1,070)</u>	<u>(1,571)</u>	<u>11,041</u>	<u>2,080</u>	<u>(8,961)</u>
Total Revenue	1,268,915	763,193	(505,722)	11,730,064	11,795,925	65,861
OpEx:						
Salaries and Benefits	1,148,923	1,741,484	(592,561)	10,461,461	11,973,190	(1,511,729)
Contractual Services	30,196	26,082	4,114	123,439	133,362	(9,923)
Operations	<u>339,002</u>	<u>388,659</u>	<u>(49,657)</u>	<u>3,022,079</u>	<u>3,647,953</u>	<u>(625,874)</u>
Total OpEx	1,518,121	2,156,225	(638,104)	13,606,979	15,754,505	(2,147,526)
Op Surplus/(Subsidy)	(249,206)	(1,393,032)	(1,143,826)	(1,876,915)	(3,958,580)	(2,081,665)
CapEx:						
Capital Labor	0	266	(266)	3,784	2,986	798
Construction Expenses	58,631	111,105	(52,474)	460,104	1,105,132	(645,028)
Capital Equipment	1,847	7,530	(5,683)	13,621	125,069	(111,448)
Capital Animal Costs	<u>4,148</u>	<u>(151)</u>	<u>4,299</u>	<u>13,825</u>	<u>6,485</u>	<u>7,340</u>
Total CapEx	64,626	118,750	(54,124)	491,334	1,239,672	(748,338)
Net Surplus/(Subsidy)	(313,832)	(1,511,782)	(1,197,950)	(2,368,249)	(5,198,252)	(2,830,003)
Restricted Revenue-Other	64,545	2,803,682	2,739,137	7,827,475	3,905,751	(3,921,724)
Restricted Revenue-Zipline	66,858	46,685	(20,173)	185,151	441,254	256,103
Restricted Expenses	<u>143,285</u>	<u>715,927</u>	<u>(572,642)</u>	<u>1,368,582</u>	<u>3,201,208</u>	<u>(1,832,626)</u>
Restricted Surplus/(Subsidy)	(11,882)	2,134,440	2,146,322	6,644,044	1,145,797	(5,498,247)



**Cleveland Metroparks
Financial Performance
9/30/2022
Golf Summary**

	Actual September '21	Actual September '22	Fav (Unfav)	Actual YTD September '21	Actual YTD September '22	Fav (Unfav)
Revenue:						
Greens Fees	581,551	618,740	37,189	4,194,542	4,667,245	472,703
Equipment Rentals	268,381	241,324	(27,057)	1,712,460	1,764,708	52,248
Food Service	123,427	153,655	30,228	775,894	1,051,410	275,516
Merchandise Sales	52,080	67,289	15,209	381,500	430,216	48,716
Pro Services	(1,264)	1,447	2,711	112,939	149,860	36,921
Driving Range	49,860	48,976	(884)	421,407	452,121	30,714
Other	<u>35,754</u>	<u>38,774</u>	<u>3,020</u>	<u>428,656</u>	<u>486,664</u>	<u>58,008</u>
Total Revenue	1,109,789	1,170,205	60,416	8,027,398	9,002,224	974,826
OpEx:						
Salaries and Benefits	411,039	669,360	(258,321)	3,260,042	4,015,551	(755,509)
Contractual Services	8,159	6,117	2,042	23,489	43,721	(20,232)
Operations	<u>248,682</u>	<u>278,208</u>	<u>(29,526)</u>	<u>1,835,424</u>	<u>2,162,696</u>	<u>(327,272)</u>
Total OpEx	667,880	953,685	(285,805)	5,118,955	6,221,968	(1,103,013)
Op Surplus/(Subsidy)	441,909	216,520	(225,389)	2,908,443	2,780,256	(128,187)
CapEx:						
Capital Labor	0	0	0	11,142	84,211	(73,069)
Construction Expenses	11,753	46,685	(34,932)	130,372	362,882	(232,510)
Capital Equipment	<u>0</u>	<u>16,891</u>	<u>(16,891)</u>	<u>422,189</u>	<u>452,980</u>	<u>(30,791)</u>
Total CapEx	11,753	63,576	(51,823)	563,703	900,073	(336,370)
Net Surplus/(Subsidy)	430,156	152,944	(277,212)	2,344,740	1,880,183	(464,557)

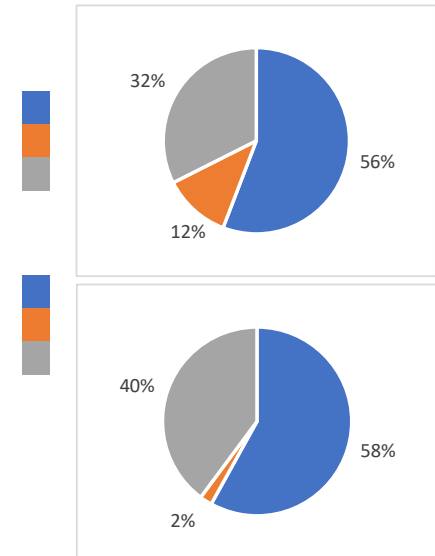


Cleveland Metroparks
Financial Performance
9/30/2022
Golf Detail

	Big Met (18)		Little Met (9)		Mastick Woods (9)		Manakiki (18)		Sleepy Hollow (18)	
	YTD September '21	YTD September '22	YTD September '21	YTD September '22	YTD September '21	YTD September '22	YTD September '21	YTD September '22	YTD September '21	YTD September '22
Operating Revenue	1,246,418	1,390,737	356,589	459,970	271,042	325,290	1,302,492	1,374,888	1,601,630	1,810,340
Operating Expenses	<u>869,178</u>	<u>1,011,833</u>	<u>232,319</u>	<u>236,858</u>	<u>173,327</u>	<u>204,198</u>	<u>745,091</u>	<u>885,505</u>	<u>1,083,674</u>	<u>1,287,608</u>
Operating Surplus/(Subsidy)	377,240	378,904	124,270	223,112	97,715	121,092	557,401	489,383	517,956	522,732
Capital Labor	0	0	0	38,710	0	0	0	16,758	0	8,098
Construction Expenses	92,802	77,606	0	36,409	0	0	4,184	150,637	5,110	42,665
Capital Equipment	<u>66,202</u>	<u>0</u>	<u>0</u>	<u>8,890</u>	<u>0</u>	<u>0</u>	<u>0</u>	<u>38,541</u>	<u>311,762</u>	<u>0</u>
Total Capital Expenditures	159,004	77,606	0	84,009	0	0	4,184	205,936	316,872	50,763
Net Surplus/(Subsidy)	218,236	301,298	124,270	139,103	97,715	121,092	553,217	283,447	201,084	471,969
	Shawnee Hills (27)		Washington Park (9)		Seneca (27)		Golf Admin		Total	
	YTD September '21	YTD September '22	YTD September '21	YTD September '22	YTD September '21	YTD September '22	YTD September '21	YTD September '22	YTD September '21	YTD September '22
Operating Revenue	1,122,159	1,192,906	494,262	618,794	1,598,113	1,822,629	34,694	6,671	8,027,399	9,002,222
Operating Expenses	<u>622,769</u>	<u>772,508</u>	<u>322,156</u>	<u>398,680</u>	<u>823,343</u>	<u>1,009,359</u>	<u>247,097</u>	<u>415,418</u>	<u>5,118,955</u>	<u>6,221,967</u>
Operating Surplus/(Subsidy)	499,390	420,398	172,106	220,114	774,770	813,270	(212,403)	(408,747)	2,908,444	2,780,255
Capital Labor	0	0	0	7,669	0	12,976	11,142	0	11,142	84,211
Construction Expenses	8,816	7,757	0	0	0	47,807	19,460	0	130,372	362,881
Capital Equipment	<u>19,875</u>	<u>20,540</u>	<u>3,487</u>	<u>49,000</u>	<u>16,389</u>	<u>184,843</u>	<u>4,476</u>	<u>151,169</u>	<u>422,190</u>	<u>452,980</u>
Total Capital Expenditures	28,691	28,297	3,487	56,669	16,389	245,626	35,078	151,169	563,704	900,072
Net Surplus/(Subsidy)	470,699	392,101	168,619	163,445	758,381	567,644	(247,481)	(559,916)	2,344,740	1,880,183

**Cleveland Metroparks
Financial Performance
9/30/2022
Enterprise Summary**

	Actual September '21	Actual September '22	Fav (Unfav)	Actual YTD September '21	Actual YTD September '22	Fav (Unfav)
Revenue:						
Concessions	235,486	223,697	(11,789)	1,832,949	2,626,244	793,295
Dock Rentals	6,496	4,398	(2,098)	742,591	553,624	(188,967)
Other*	<u>119,059</u>	<u>165,106</u>	<u>46,047</u>	<u>998,562</u>	<u>1,525,218</u>	<u>526,656</u>
Total Revenue	361,041	393,201	32,160	3,574,102	4,705,086	1,130,984
OpEx:						
Salaries and Benefits	229,973	368,683	(138,710)	1,962,477	2,687,477	(725,000)
Contractual Services	10,783	5,751	5,032	50,471	97,009	(46,538)
Operations	<u>208,574</u>	<u>233,044</u>	<u>(24,470)</u>	<u>1,477,897</u>	<u>1,842,354</u>	<u>(364,457)</u>
Total OpEx	449,330	607,478	(158,148)	3,490,845	4,626,840	(1,135,995)
Op Surplus/(Subsidy)	(88,289)	(214,277)	(125,988)	83,257	78,246	(5,011)
CapEx:						
Capital Labor	0	742	(742)	0	883	(883)
Construction Expenses	11,261	7,610	3,651	13,065	47,863	(34,798)
Capital Equipment	<u>(12,500)</u>	<u>0</u>	<u>(12,500)</u>	<u>7,981</u>	<u>20,183</u>	<u>(12,202)</u>
Total CapEx	(1,239)	8,352	(9,591)	21,046	68,929	(47,883)
Net Surplus/(Subsidy)	(87,050)	(222,629)	(135,579)	62,211	9,317	(52,894)



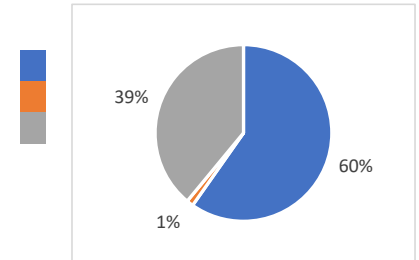
*Other includes Chalet fees, parking, hayrides, aquatics, gift cards, misc.

Cleveland Metroparks
Financial Performance
9/30/2022
Enterprise Detail

	Merwin's Wharf		EW Beach House		E55th Marina		E55th Restaurant			
	YTD September '21	YTD September '22	YTD September '21	YTD September '22	YTD September '21	YTD September '22	YTD September '21	YTD September '22		
Operating Revenue	660,444	1,251,339	313,851	433,439	851,082	768,256	525,271	438,557		
Operating Expenses	<u>825,183</u>	<u>1,413,627</u>	<u>208,687</u>	<u>322,346</u>	<u>371,155</u>	<u>418,493</u>	<u>453,687</u>	<u>390,654</u>		
Operating Surplus/(Subsidy)	(164,739)	(162,288)	105,164	111,093	479,927	349,763	71,584	47,903		
Capital Labor	0	883	0	0	0	0	0	0		
Construction Expenses	13,065	9,682	0	0	0	14,050	0	0		
Capital Equipment	<u>3,585</u>	<u>0</u>	<u>0</u>	<u>0</u>	<u>0</u>	<u>0</u>	<u>(1,656)</u>	<u>7,697</u>		
Total Capital Expenditures	16,650	10,565	0	0	0	14,050	(1,656)	7,697		
Net Surplus/(Subsidy)	(181,389)	(172,853)	105,164	111,093	479,927	335,713	73,240	40,206		
	Wildwood		Euclid Beach		EmerNeck Marina		EmerNeck Restaurant			
	YTD September '21	YTD September '22	YTD September '21	YTD September '22	YTD September '21	YTD September '22	YTD September '21	YTD September '22		
Operating Revenue	33,941	36,258	0	5,224	353,805	367,737	81,263	251,805		
Operating Expenses	<u>37,829</u>	<u>55,877</u>	<u>1,527</u>	<u>6,127</u>	<u>284,629</u>	<u>294,151</u>	<u>57,384</u>	<u>220,551</u>		
Operating Surplus/(Subsidy)	(3,888)	(19,619)	(1,527)	(903)	69,176	73,586	23,879	31,254		
Capital Labor	0	0	0	0	0	0	0	0		
Construction Expenses	0	0	0	0	0	0	0	0		
Capital Equipment	<u>0</u>	<u>0</u>	<u>0</u>	<u>0</u>	<u>0</u>	<u>0</u>	<u>3,882</u>	<u>0</u>		
Total Capital Expenditures	0	0	0	0	0	0	3,882	0		
Net Surplus/(Subsidy)	(3,888)	(19,619)	(1,527)	(903)	69,176	73,586	19,997	31,254		
	Edgewater Pier		Wallace Lake		Hinckley Lake		Huntington			
	YTD September '21	YTD September '22	YTD September '21	YTD September '22	YTD September '21	YTD September '22	YTD September '21	YTD September '22		
Operating Revenue	47,844	36,222	29,886	29,406	0	9,850	296,892	318,726		
Operating Expenses	<u>41,651</u>	<u>32,944</u>	<u>34,158</u>	<u>32,919</u>	<u>646</u>	<u>11,751</u>	<u>232,057</u>	<u>229,956</u>		
Operating Surplus/(Subsidy)	6,193	3,278	(4,272)	(3,513)	(646)	(1,901)	64,835	88,770		
Capital Labor	0	0	0	0	0	0	0	0		
Construction Expenses	0	0	0	0	0	0	0	0		
Capital Equipment	<u>0</u>	<u>0</u>	<u>2,171</u>	<u>0</u>	<u>0</u>	<u>0</u>	<u>0</u>	<u>0</u>		
Total Capital Expenditures	0	0	2,171	0	0	0	0	0		
Net Surplus/(Subsidy)	6,193	3,278	(6,443)	(3,513)	(646)	(1,901)	64,835	88,770		
	Chalet		Ledge Lake		Parking		Enterprise Admin		Total	
	YTD September '21	YTD September '22	YTD September '21	YTD September '22	YTD September '21	YTD September '22	YTD September '21	YTD September '22	YTD September '21	YTD September '22
Operating Revenue	147,186	217,054	130,494	150,057	102,145	391,157	0	0	3,574,104	4,705,087
Operating Expenses	<u>156,441</u>	<u>172,340</u>	<u>96,682</u>	<u>146,032</u>	<u>13,373</u>	<u>22,636</u>	<u>675,757</u>	<u>856,437</u>	<u>3,490,846</u>	<u>4,626,841</u>
Operating Surplus/(Subsidy)	(9,255)	44,714	33,812	4,025	88,772	368,521	(675,757)	(856,437)	83,258	78,246
Capital Labor	0	0	0	0	0	0	0	0	0	883
Construction Expenses	0	0	0	0	0	0	0	24,131	13,065	47,863
Capital Equipment	<u>0</u>	<u>0</u>	<u>0</u>	<u>0</u>	<u>0</u>	<u>0</u>	<u>0</u>	<u>12,486</u>	<u>7,982</u>	<u>20,183</u>
Total Capital Expenditures	0	0	0	0	0	0	0	36,617	21,047	68,929
Net Surplus/(Subsidy)	(9,255)	44,714	33,812	4,025	88,772	368,521	(675,757)	(893,054)	62,211	9,317

Cleveland Metroparks
 Financial Performance
 9/30/2022
 Nature Shops and Kiosks

	Actual September '21	Actual September '22	Fav (Unfav)	Actual YTD September '21	Actual YTD September '22	Fav (Unfav)
Retail Revenue	30,366	30,778	412	304,504	408,067	103,563
OpEx:						
Salaries and Benefits	22,011	45,119	(23,108)	174,348	289,312	(114,964)
Contractual Services	388	403	(15)	3,864	5,899	(2,035)
Operations	<u>15,477</u>	<u>18,608</u>	<u>(3,131)</u>	<u>111,686</u>	<u>188,964</u>	<u>(77,278)</u>
Total OpEx	37,876	64,130	(26,254)	289,898	484,175	(194,277)
Op Surplus/(Subsidy)	(7,510)	(33,352)	(25,842)	14,606	(76,108)	(90,714)
CapEx:						
Capital Labor	0	0	0	0	0	0
Construction Expenses	0	0	0	0	0	0
Capital Equipment	<u>0</u>	<u>0</u>	<u>0</u>	<u>0</u>	<u>4,365</u>	<u>(4,365)</u>
Total CapEx	0	0	0	0	4,365	(4,365)
Net Surplus/(Subsidy)	(7,510)	(33,352)	(25,842)	14,606	(80,473)	(95,079)



**CLEVELAND METROPARKS
ACCOUNTS RECEIVABLE AND INVESTMENTS SCHEDULES
FOR THE MONTH ENDED SEPTEMBER 2022**

ACCOUNTS RECEIVABLE

Current	Past Due				Total
	1-30 Days	30-60 Days	60-90 Days	Over 90 Days	
\$896,285	\$125,649	\$34,092	\$0	\$17,363	\$1,073,389

Date Placed	Bank	Description	Days of Duration	Rate	Date of Maturity	Interest Earned	EOM Balance
09/01/22	Fifth Third Securities	Money Market (A)	29	2.25%	09/30/22	\$6	\$3,310
09/01/22	STAR Ohio	State pool (B)	29	2.58%	09/30/22	\$115,450	\$55,512,364

(A) Federated Government Money Market Account.

Investment balance ranged from \$3,304 to \$3,310 in September 2022

(B) State Treasurer's Asset Reserve (STAR Ohio).

Investment balance ranged from \$55,396,914 to \$55,512,364 in September 2022

Source: Wade Steen, Chief Finance Officer
10/03/22

**RESOLUTION
RECOGNIZING THE
RETIREMENT OF
JOHN ORZEL**

WHEREAS, *John Orzel has served Cleveland Metroparks for more than 22 years; and,*

WHEREAS, *John Orzel has worked with Cleveland Metroparks as a Transport Driver with Zoo Guest Services; and,*

WHEREAS, *John Orzel committed his time and efforts to making the zoo an experience to never forget with his superb customer service and positive attitude; and,*

WHEREAS, *John Orzel showed dedication and support assisting with transportation for special events and training new staff; and,*

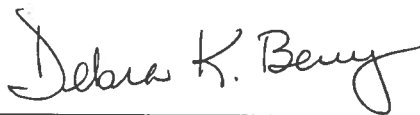
WHEREAS, *John Orzel went beyond the call of duty and looked for ways to enhance and build his skills by acquiring additional Commercial Drivers Licenses that were needed to transport guest around the park and to other reservations for meetings, tours, conferences, and other zoological parks; and,*

WHEREAS, *John Orzel loved to support the Zoo and volunteered for many years as the Santa during the December months for special events; and,*


WHEREAS, *John Orzel's positivity, helpful and informative attitude was a staple for the overall culture and the kind of customer service that Cleveland Metroparks and the zoo thrive for; and,*

WHEREAS, *John has been an asset to Cleveland Metroparks. The products of his labor are appreciated and will not be forgotten.*

NOW, THEREFORE, BE IT RESOLVED, *that the Board of Park Commissioners of Cleveland Metroparks expresses its sincere appreciation to John Orzel and his years of service and dedication in serving the citizens of Greater Cleveland.*



Debra K. Berry
President, Board of Park Commissioners



Brian M. Zimmerman
Chief Executive Officer



RESOLUTION RECOGNIZING THE RETIREMENT OF EDITH RICCHIUTO

WHEREAS, *Edith Ricchiuto has served Cleveland Metroparks for more than 17 years; and,*

WHEREAS, *Edith Ricchiuto has worked with Cleveland Metroparks as a Guest Services Manager with Zoo Guest Services, Manager of Training and Development and Director of Training and Development with Human Resources; and,*

WHEREAS, *Edith Ricchiuto was dedicated to the success of every new employee and embedding the culture that has been established for Cleveland Metroparks through her extensive training from guest services to full time and part time employees; and,*

WHEREAS, *Edith Ricchiuto showed her commitment to the culture of the Cleveland Metroparks by obtaining many certifications such as Influencer Training, Crucial Accountability and Conversation certification, Microsoft and Excel training, and obtained an Institute for Attractions Manager certificate; and,*

WHEREAS, *Edith Ricchiuto went beyond her call of duty by volunteering her time to assist with many events such as Crossroads, Boo at the Zoo, and other activities throughout her tenure; and,*

WHEREAS, *Edith Ricchiuto played a significant part of the arrival of the carousel that zoo patrons enjoy and love, and her determination to see the project through enhanced the quality of the zoo experience; and,*

WHEREAS, *Edith Ricchiuto work has been recognized by NorthCoast99 as Cleveland Metroparks received a specialty award in 2021 for the Onboarding process for new and promoted employees; and,*

WHEREAS, *Edith's contributions and willingness to dedicate time, effort, and resources to employees has been an asset to Cleveland Metroparks. The products of her labor are appreciated and will not be forgotten.*

NOW, THEREFORE, BE IT RESOLVED, *that the Board of Park Commissioners of Cleveland Metroparks expresses its sincere appreciation to Edith Ricchiuto and her years of service and dedication in serving the citizens of Greater Cleveland.*

Debra K. Berry

Debra K. Berry
President, Board of Park Commissioners

Brian M. Zimmerman

Brian M. Zimmerman
Chief Executive Office



**CLEVELAND METROPARKS
Appropriation Summary - 2022**

Object Code	Object Description	Original Budget			Total Prior Budget Amendments	Proposed Amendment #10 10/20/2022	Total
		Baseline Budget	Carry Over Encumbrances	Total			
OPERATING							
51	Salaries	\$ 59,806,913	\$ -	\$ 59,806,913	\$ 139,698	\$ (34,330) A	\$ 59,912,281
52	Employee Fringe Benefits	19,059,340	397,108	19,456,448	331,164	-	19,787,612
53	Contractual Services	15,366,699	5,491,290	20,857,989	(84,900)	41,928 B	20,815,017
54	Office Operations	25,134,495	3,531,243	28,665,738	635,354	44,620 C	29,345,712
	Operating Subtotal	119,367,447	9,419,641	128,787,088	1,021,316	52,218	129,860,622
CAPITAL							
571	Capital Labor	800,000	-	800,000	-	-	800,000
572	Capital Construction Expenses	25,598,296	7,601,218	33,199,514	18,749,484	3,799,993 D	55,748,991
574	Capital Equipment	3,656,575	1,435,810	5,092,385	654,598	50,528 E	5,797,511
575	Zoo Animals	75,000	-	75,000	-	-	75,000
576	Land	2,078,500	39,800	2,118,300	-	-	2,118,300
	Capital Subtotal	32,208,371	9,076,828	41,285,199	19,404,082	3,850,521	64,539,802
TOTALS							
Grand totals		\$ 151,575,818	\$ 18,496,469	\$ 170,072,287	\$ 20,425,398	\$ 3,902,739	\$ 194,400,424

Appropriations 2022 - Legend - Amendment #10

OPERATING

51 SALARIES

- \$ (26,000) Transfer of appropriations from Seasonal Salaries to Other Contractual Services for landscaping work on Cliff Drive
Net budget effect is zero

- \$ 4,670 Transfer of appropriations from Janitorial Supplies & Enterprise Expenses to Seasonal Salary for Outdoor Recreation
Net budget effect is zero

- \$ 3,000 Transfer of appropriations from Program Supplies to Seasonal Salaries for Outdoor Experiences
Net budget effect is zero

- \$ (16,000) Transfer of appropriations from Seasonal Salary to Other Contractual Services for NOW Corps
Net budget effect is zero

A \$ (34,330) Total increase (decrease) to Salaries

53 CONTRACTUAL SERVICES

- \$ 26,000 Transfer of appropriations from Seasonal Salaries to Other Contractual Services for landscaping work on Cliff Drive
Net budget effect is zero

- \$ (1,000) Transfer of appropriations from Other Contractual Services to Property Maintenance Supplies for Huntington & Bradley
needs
Net budget effect is zero

- \$ 2,378 Transfer of restricted fund appropriations from Program Supplies to Other Contractual Services for DEA initiatives
Net budget effect is zero

- \$ 16,000 Transfer of appropriations from Seasonal Salary to Other Contractual Services for NOW Corps
Net budget effect is zero

- \$ (650) Transfer of appropriations from Maintenance Service Contracts to Misc. Capital Equipment for CNC router for exhibits
Net budget effect is zero

- \$ (800) Transfer of appropriations from Maintenance Service Contracts to Exhibits for Gorge Loop trail signs
Net budget effect is zero

B \$ 41,928 Total increase (decrease) to Contractual Services

54 OFFICE OPERATIONS

- \$ 1,000 Transfer of appropriations from Other Contractual Services to Property Maintenance Supplies for Huntington & Bradley
needs
Net budget effect is zero

- \$ 50,000 Increase in restricted fund appropriations for Animal Food for the Zoo
Appropriation increase will be covered by existing restricted funds

- \$ (17,606) Transfer of appropriations from Office Equipment Maintenance Services to Furniture & Technology Equipment for
Finance workstation reconfiguration and computers.
Net budget effect is zero

- \$ (6,950) Transfer of appropriations from Janitorial Supplies & Enterprise Expenses to Seasonal Salary & Technology Equipment
for Outdoor Recreation
Net budget effect is zero

- \$ (2,378) Transfer of restricted fund appropriations from Program Supplies to Other Contractual Services for DEA initiatives
Net budget effect is zero

- \$ 38,500 Increase in appropriations for Food for Resale, Spirits for Resale & Enterprise Expenses for Golf locations
Appropriation increase will be covered by increased sales revenues

- \$ 2,400 Increase in restricted fund appropriations for Property Maintenance Supplies for Golf improvements
Appropriation increase will be covered by existing restricted funds

- \$ (3,000) Transfer of appropriations from Program Supplies to Seasonal Salaries for Outdoor Experiences
Net budget effect is zero

Appropriations 2022 - Legend - Amendment #10

- \$ (601) Transfer of restricted fund appropriations from Property Maintenance Supplies to Capital Project Expenses for Brecksville
 Net budget effect is zero
- \$ (17,545) Transfer of appropriations from Program Supplies to AV Equipment & Misc. Capital Equipment for OE projects
 Net budget effect is zero
- \$ 800 Transfer of appropriations from Maintenance Service Contracts to Exhibits for Gorge Loop trail signs
 Net budget effect is zero

C \$ 44,620 Total increase (decrease) to Office Operations

\$ 52,218 TOTAL INCREASE (DECREASE) TO OPERATIONS

CAPITAL

572 CAPITAL CONSTRUCTION EXPENSES

- \$ 1,666,000 Increase in restricted fund appropriations for capital contracts for the RF Primate Exhibit
 Appropriation increase will be covered by new restricted funds
- \$ 16,653 Transfer of appropriations from Office Equipment Maintenance Services to Furniture for Finance workstation reconfiguration.
 Net budget effect is zero
- \$ 50,000 Increase in restricted fund appropriations for Capital Project Expenses for Wargo Farms Tail Development
 Appropriation increase will be covered by new restricted funds
- \$ 125,000 Increase in restricted fund appropriations for Capital Project Expenses for the Mastick Road Connector Trail
 Appropriation increase will be covered by new restricted funds
- \$ 40,000 Increase for new grant appropriations for Capital Project Expenses for the Foster's Run Restoration
 Appropriation increase will be covered by new restricted funds
- \$ 601 Transfer of restricted fund appropriations from Property Maintenance Supplies to Capital Project Expenses for Brecksville
 Net budget effect is zero
- \$ 43,268 Increase in restricted fund appropriations for Capital Project Expenses for Brecksville Nature Center windows
 Appropriation will be covered by existing restricted funds
- \$ 646,800 Increase in restricted fund appropriations for Capital Project Expenses for Garfield Pond
 Appropriation increase will be covered by new restricted funds
- \$ 1,173,771 Increase in restricted fund appropriations for Capital Project Expenses for brownfield remediation
 Appropriation increase will be covered by new restricted funds
- \$ 32,000 Increase in restricted fund appropriations for Capital Project Expenses for Rhino Yard improvements
 Appropriation increase will be covered by new restricted funds
- \$ (14,100) Transfer of appropriations from Capital Project Equipment to Concession Equipment for Golf needs
 Net budget effect is zero
- \$ 20,000 Increase in restricted fund appropriations for Capital Project Expenses for Brecksville Nature Center windows
 Appropriation increase will be covered by existing restricted funds

D \$ 3,799,993 Total increase (decrease) to Capital Construction Expenses

574 CAPITAL EQUIPMENT

- \$ 953 Transfer of appropriations from Office Equipment Maintenance Services to Technology Equipment for Finance staff computers.
 Net budget effect is zero
- \$ 2,280 Transfer of appropriations from Enterprise Expenses to Technology Equipment for Outdoor Recreation
 Net budget effect is zero
- \$ 17,545 Transfer of appropriations from Program Supplies to AV Equipment & Misc. Capital Equipment for OE projects
 Net budget effect is zero

Appropriations 2022 - Legend - Amendment #10

- \$ 14,100 Transfer of appropriations from Captial Project Equipment to Concession Equipment for Golf needs
Net budget effect is zero

- \$ 650 Transfer of appropriations from Maintenance Service Contracts to Misc. Capital Equipment for CNC router for exhibits
Net budget effect is zero

- \$ 15,000 Increase in restricted fund appropriations for AV Equipment for upgrade to Rocky River auditorium
Appropriation increase will be covered by existing restricted funds

E	<u>\$ 50,528</u>	Total increase (decrease) to Capital Equipment
	<u>\$ 3,850,521</u>	TOTAL INCREASE (DECREASE) TO CAPITAL
	<u>\$ 3,902,739</u>	GRAND TOTAL - INCREASE (DECREASE) FOR AMENDMENT

**Cuyahoga County 2022-2027 All-Hazards Mitigation Plan
Municipal Adoption Resolution**

Resolution No. _____
Cleveland Metroparks, Cuyahoga County, Ohio

WHEREAS, *Cleveland Metroparks* is most vulnerable to natural and human-made hazards which may result in loss of life and property, economic hardship, and threats to public health and safety, and

WHEREAS, Section 322 of the Disaster Mitigation Act of 2000 (DMA 2000) requires state and local governments to develop and submit for approval to the President a mitigation plan that outlines processes for identifying their respective natural hazards, risks, and vulnerabilities, and

WHEREAS, *Cleveland Metroparks* acknowledges the requirements of Section 322 of DMA 2000 to have an approved Hazard Mitigation Plan as a prerequisite to receiving post-disaster Hazard Mitigation Grant Program funds, and

WHEREAS, the Cuyahoga County 2022-2027 All-Hazards Mitigation Plan has been developed by the Cuyahoga County Office of Emergency Management in cooperation with other county departments, and officials and citizens of *Cleveland Metroparks*, and

WHEREAS, a public involvement process consistent with the requirements of DMA 2000 was conducted to develop the Cuyahoga County 2022-2027 All-Hazards Mitigation Plan, and

WHEREAS, the Cuyahoga County 2022-2027 All-Hazards Mitigation Plan recommends mitigation activities that will reduce losses to life and property affected by both natural hazards that face the County and its municipal governments,

NOW THEREFORE BE IT RESOLVED by the governing body for *Cleveland Metroparks*:

- The Cuyahoga County 2022-2027 All-Hazards Mitigation Plan as approved and amended as required in the future is hereby adopted as the official Hazard Mitigation Plan of *Cleveland Metroparks* and
- The respective officials and agencies identified in the implementation strategy of the Cuyahoga County 2022-2027 All-Hazards Mitigation Plan are hereby directed to implement the recommended activities assigned to them.

ADOPTED, this _____ day of _____, 2022

ATTEST:

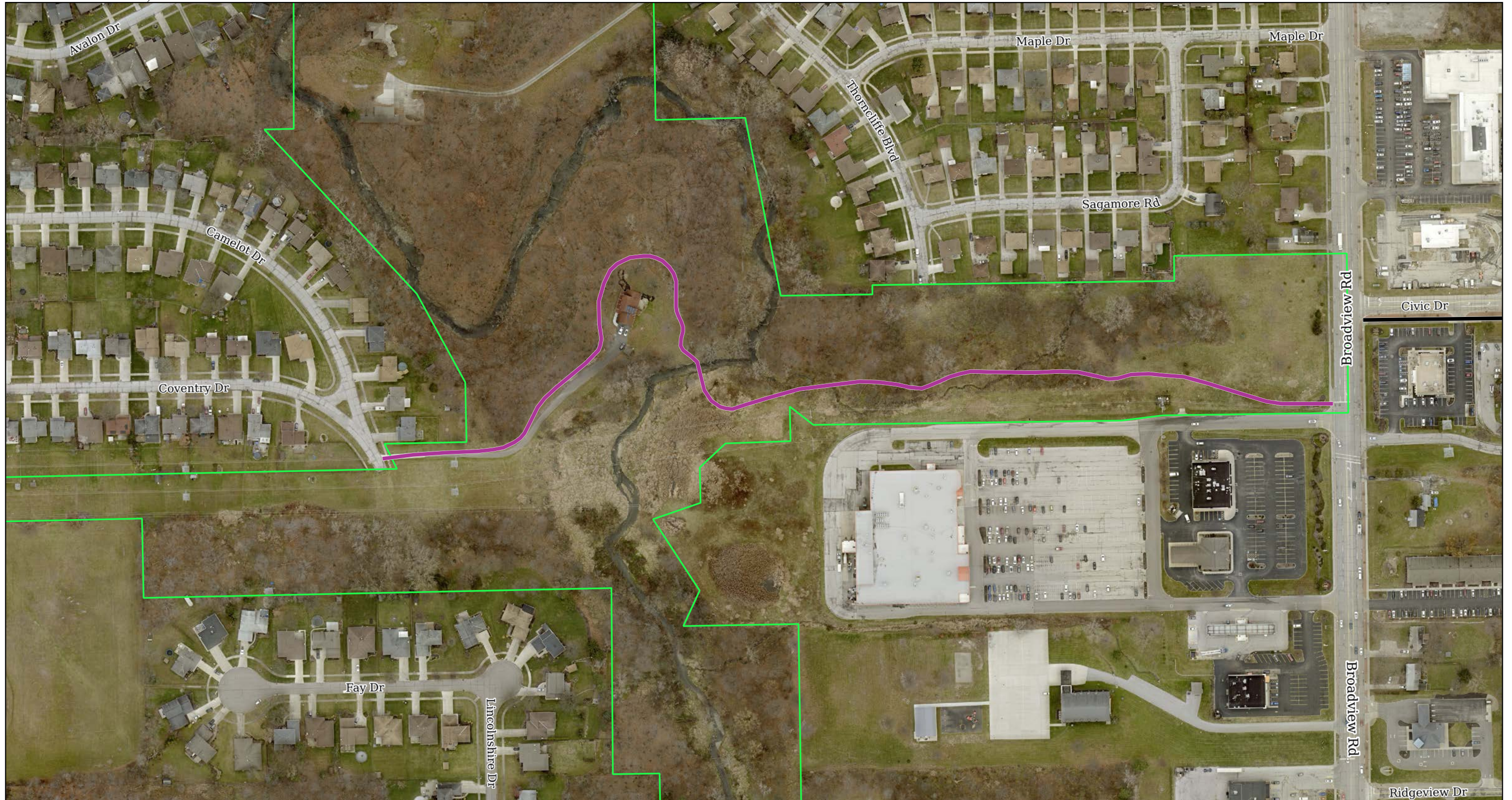
Cleveland Metroparks

Brian M. Zimmerman, Chief Executive Officer

By _____
Debra K. Berry, President

By _____
Dan T. Moore, Vice President

By _____
Bruce G. Rinker, Vice President



West Creek Greenway Broadview Connector

RESOLUTION NO. 22-10-142

The following vouchers have been reviewed as to legality of expenditure and conformity with the Ohio Revised Code.

Attest: _____

Chief Financial Officer

BE IT RESOLVED, that the payment of the following items, which may include Then and Now Certificates, are ratified by the Board of Park Commissioners. All expenditures have been reviewed and approved for payment by the Chief Financial Officer and Chief Executive Officer in accordance with the by-laws of the Board of Park Commissioners.

Direct Disbursement dated September 9, 2022 in the amount of \$2,734.12

Printed Checks dated September 9, 2022 in the amount of \$743,778.99

Wire Transfer dated September 16, 2022 in the amount of \$632,914.60

Printed Checks dated September 16, 2022 in the amount of \$2,295,407.29

Direct Disbursement dated September 23, 2022 in the amount of \$2,093.00

Wire Transfer dated September 23, 2022 in the amount of \$4,870.11

Printed Checks dated September 23, 2022 in the amount of \$976,206.45

Wire Transfer dated September 30, 2022 in the amount of \$610,164.68

Printed Checks dated September 30, 2022 in the amount of \$715,278.49

Printed Checks dated October 7, 2022 in the amount of \$568,198.08

Net Payroll dated August 14, 2022 to August 27, 2022 in the amount of \$1,590,005.06

Withholding Taxes in the amount of \$348,785.66

Net Payroll dated August 28, 2022 to September 10, 2022 in the amount of \$1,598,230.49

Withholding Taxes in the amount of \$363,189.10

Net Payroll dated September 11, 2022 to September 24, 2022 in the amount of \$1,521,679.56

Withholding Taxes in the amount of \$338,658.98

Bank Fees/ADP Fees in the amount of \$88,238.38

Cigna Payments in the amount of \$588,025.53

ACH Debits (First Energy; Sales Tax) in the amount of \$145,852.58

JP Morgan Mastercard/Mastercard Travel Card dated September 1, 2022 to September 30, 2022 in the amount of \$656,240.23

Total amount: \$13,790,551.38

PASSED: October 20, 2022

Attest: _____

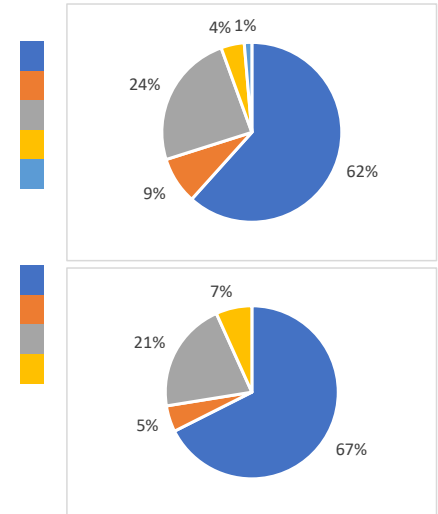
President of The Board of Park Commissioners

Chief Executive Officer

RECOMMENDED ACTION: That the Board of Park Commissioners approves **Resolution No. 22-10-142** listed above.

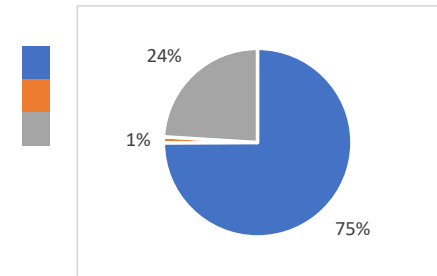
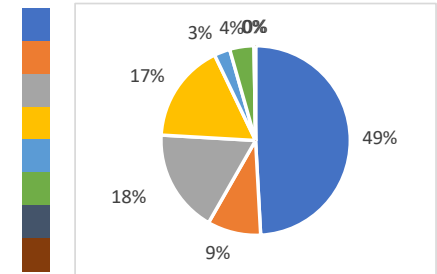
**Cleveland Metroparks
Financial Performance
10/31/2022
CM Park District**

	Actual October '21	Actual October '22	Fav (Unfav)	Actual YTD October '21	Actual YTD October '22	Fav (Unfav)
Revenue:						
Property Tax	0	359,765	359,765	77,665,275	78,374,988	709,713
Local Gov/Grants/Gifts	336,597	1,385,847	1,049,250	21,755,902	10,800,239	(10,955,663)
Charges for Services	2,423,814	2,285,041	(138,773)	28,755,813	30,985,847	2,230,034
Self-Funded	101,222	766,308	665,086	6,187,025	5,273,838	(913,187)
Interest, Fines, Other	<u>9,784</u>	<u>239,672</u>	<u>229,888</u>	<u>184,442</u>	<u>1,714,470</u>	<u>1,530,028</u>
Total Revenue	2,871,417	5,036,633	2,165,216	134,548,457	127,149,382	(7,399,075)
OpEx:						
Salaries and Benefits	7,219,023	5,455,856	1,763,167	53,722,482	58,806,421	(5,083,939)
Contractual Services	509,944	367,972	141,972	4,078,423	4,237,000	(158,577)
Operations	1,685,808	1,818,742	(132,934)	15,289,291	18,107,615	(2,818,324)
Self-Funded Exp	<u>405,696</u>	<u>730,295</u>	<u>(324,599)</u>	<u>5,850,495</u>	<u>5,853,118</u>	<u>(2,623)</u>
Total OpEx	9,820,471	8,372,865	1,447,606	78,940,691	87,004,154	(8,063,463)
Op Surplus/(Subsidy)	(6,949,054)	(3,336,232)	3,612,822	55,607,766	40,145,228	(15,462,538)
CapEx:						
Capital Labor	128,785	87,765	41,020	661,686	602,334	59,352
Construction Expenses	287,273	1,990,076	(1,702,803)	16,069,995	15,278,673	791,322
Capital Equipment	27,551	118,598	(91,047)	1,861,690	3,085,443	(1,223,753)
Land Acquisition	250,954	294,388	(43,434)	2,923,431	1,545,333	1,378,098
Capital Animal Costs	<u>5,845</u>	<u>6,365</u>	<u>(520)</u>	<u>19,670</u>	<u>12,851</u>	<u>6,819</u>
Total CapEx	700,408	2,497,192	(1,796,784)	21,536,472	20,524,634	1,011,838
Net Surplus/(Subsidy)	(7,649,462)	(5,833,424)	1,816,038	34,071,294	19,620,594	(14,450,700)



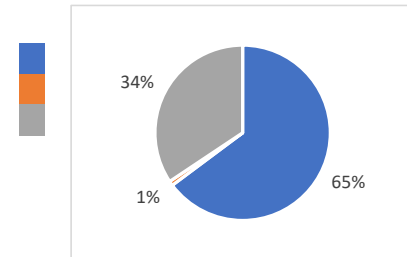
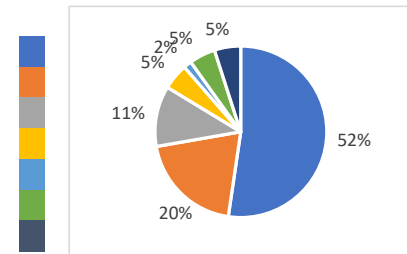
**Cleveland Metroparks
Financial Performance
10/31/2022
Zoo**

	Actual October '21	Actual October '22	Fav (Unfav)	Actual YTD October '21	Actual YTD October '22	Fav (Unfav)
Revenue:						
General/SE Admissions	127,652	361,594	233,942	6,467,582	6,253,314	(214,268)
Guest Experience	60,400	65,030	4,630	1,264,372	1,160,605	(103,767)
Zoo Society	493,499	0	(493,499)	2,249,399	2,239,925	(9,474)
Souvenirs/Refreshments	511,153	459,918	(51,235)	2,145,626	2,155,117	9,491
Education	1,777	25,635	23,858	322,034	345,441	23,407
Rentals & Events	17,145	8,820	(8,325)	456,236	528,810	72,574
Consignment	425	907	482	25,825	32,537	6,712
Other	<u>(426)</u>	<u>(1,202)</u>	<u>(776)</u>	<u>10,615</u>	<u>819</u>	<u>(9,796)</u>
Total Revenue	1,211,625	920,702	(290,923)	12,941,689	12,716,568	(225,121)
OpEx:						
Salaries and Benefits	1,628,220	1,278,080	350,140	12,089,682	13,251,270	(1,161,588)
Contractual Services	7,434	43,281	(35,847)	130,872	176,644	(45,772)
Operations	<u>497,281</u>	<u>599,724</u>	<u>(102,443)</u>	<u>3,519,360</u>	<u>4,247,677</u>	<u>(728,317)</u>
Total OpEx	2,132,935	1,921,085	211,850	15,739,914	17,675,591	(1,935,677)
Op Surplus/(Subsidy)	(921,310)	(1,000,383)	(79,073)	(2,798,225)	(4,959,023)	(2,160,798)
CapEx:						
Capital Labor	13,767	3,984	9,783	17,551	6,970	10,581
Construction Expenses	2,733	142,489	(139,756)	462,837	1,247,621	(784,784)
Capital Equipment	4,826	1,848	2,978	18,447	126,917	(108,470)
Capital Animal Costs	<u>5,845</u>	<u>6,365</u>	<u>(520)</u>	<u>19,670</u>	<u>12,851</u>	<u>6,819</u>
Total CapEx	27,171	154,686	(127,515)	518,505	1,394,359	(875,854)
Net Surplus/(Subsidy)	(948,481)	(1,155,069)	(206,588)	(3,316,730)	(6,353,382)	(3,036,652)
Restricted Revenue-Other	159,835	149,088	(10,747)	7,987,311	4,054,839	(3,932,472)
Restricted Revenue-Zipline	38,387	38,700	313	223,537	479,954	256,417
Restricted Expenses	<u>117,076</u>	<u>622,545</u>	<u>(505,469)</u>	<u>1,485,658</u>	<u>3,932,935</u>	<u>(2,447,277)</u>
Restricted Surplus/(Subsidy)	81,146	(434,757)	(515,903)	6,725,190	601,858	(6,123,332)



**Cleveland Metroparks
Financial Performance
10/31/2022
Golf Summary**

	Actual October '21	Actual October '22	Fav (Unfav)	Actual YTD October '21	Actual YTD October '22	Fav (Unfav)
Revenue:						
Greens Fees	380,247	457,313	77,066	4,574,789	5,124,558	549,769
Equipment Rentals	180,306	186,584	6,278	1,892,765	1,951,292	58,527
Food Service	81,824	71,160	(10,664)	857,719	1,122,571	264,852
Merchandise Sales	37,971	47,522	9,551	419,471	477,738	58,267
Pro Services	(22,214)	840	23,054	90,726	150,700	59,974
Driving Range	36,539	29,519	(7,020)	457,946	481,640	23,694
Other	<u>31,930</u>	<u>548</u>	<u>(31,382)</u>	<u>460,586</u>	<u>487,213</u>	<u>26,627</u>
Total Revenue	726,603	793,486	66,883	8,754,002	9,795,712	1,041,710
OpEx:						
Salaries and Benefits	529,048	430,212	98,836	3,789,090	4,445,762	(656,672)
Contractual Services	14,809	13,217	1,592	38,298	56,938	(18,640)
Operations	<u>280,831</u>	<u>192,091</u>	<u>88,740</u>	<u>2,116,255</u>	<u>2,354,787</u>	<u>(238,532)</u>
Total OpEx	824,688	635,520	189,168	5,943,643	6,857,487	(913,844)
Op Surplus/(Subsidy)	(98,085)	157,966	256,051	2,810,359	2,938,225	127,866
CapEx:						
Capital Labor	0	2,113	(2,113)	11,142	86,323	(75,181)
Construction Expenses	64,425	97,676	(33,251)	194,797	460,557	(265,760)
Capital Equipment	<u>10,073</u>	<u>0</u>	<u>10,073</u>	<u>432,262</u>	<u>452,980</u>	<u>(20,718)</u>
Total CapEx	74,498	99,789	(25,291)	638,201	999,860	(361,659)
Net Surplus/(Subsidy)	(172,583)	58,177	230,760	2,172,158	1,938,365	(233,793)



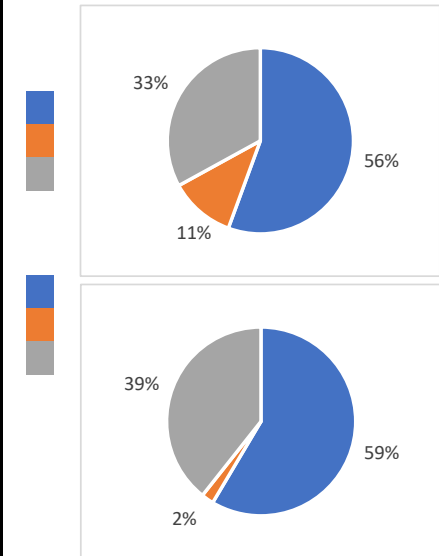
Cleveland Metroparks
 Financial Performance
 10/31/2022
 Golf Detail

	Big Met (18)		Little Met (9)		Mastick Woods (9)		Manakiki (18)		Sleepy Hollow (18)	
	YTD October '21	YTD October '22	YTD October '21	YTD October '22	YTD October '21	YTD October '22	YTD October '21	YTD October '22	YTD October '21	YTD October '22
Operating Revenue	1,356,420	1,530,677	385,632	503,823	288,990	352,056	1,420,457	1,485,432	1,758,365	2,012,147
Operating Expenses	<u>1,015,211</u>	<u>1,114,464</u>	<u>268,718</u>	<u>268,722</u>	<u>196,906</u>	<u>228,273</u>	<u>863,625</u>	<u>972,484</u>	<u>1,263,237</u>	<u>1,405,631</u>
Operating Surplus/(Subsidy)	341,209	416,213	116,914	235,101	92,084	123,783	556,832	512,948	495,128	606,516
Capital Labor	0	0	0	38,710	0	0	0	16,758	0	8,098
Construction Expenses	92,802	77,606	0	36,409	0	0	35,797	225,299	37,921	42,959
Capital Equipment	<u>66,202</u>	<u>0</u>	<u>0</u>	<u>8,890</u>	<u>0</u>	<u>0</u>	<u>0</u>	<u>38,541</u>	<u>321,835</u>	<u>0</u>
Total Capital Expenditures	159,004	77,606	0	84,009	0	0	35,797	280,598	359,756	51,057
Net Surplus/(Subsidy)	182,205	338,607	116,914	151,092	92,084	123,783	521,035	232,350	135,372	555,459

	Shawnee Hills (27)		Washington Park (9)		Seneca (27)		Golf Admin		Total	
	YTD October '21	YTD October '22	YTD October '21	YTD October '22	YTD October '21	YTD October '22	YTD October '21	YTD October '22	YTD October '21	YTD October '22
Operating Revenue	1,248,225	1,302,511	525,627	652,641	1,733,328	1,949,754	36,957	6,671	8,754,001	9,795,709
Operating Expenses	<u>720,437</u>	<u>851,933</u>	<u>379,390</u>	<u>441,179</u>	<u>953,217</u>	<u>1,104,860</u>	<u>282,900</u>	<u>469,937</u>	<u>5,943,642</u>	<u>6,857,483</u>
Operating Surplus/(Subsidy)	527,788	450,578	146,237	211,462	780,111	844,894	(245,943)	(463,266)	2,810,359	2,938,226
Capital Labor	0	0	0	7,669	0	15,088	11,142	0	11,142	86,323
Construction Expenses	8,816	7,757	0	20,669	0	49,859	19,460	0	194,796	460,558
Capital Equipment	<u>19,875</u>	<u>20,540</u>	<u>3,487</u>	<u>49,000</u>	<u>16,389</u>	<u>184,843</u>	<u>4,476</u>	<u>151,169</u>	<u>432,263</u>	<u>452,980</u>
Total Capital Expenditures	28,691	28,297	3,487	77,338	16,389	249,790	35,078	151,169	638,201	999,861
Net Surplus/(Subsidy)	499,097	422,281	142,750	134,124	763,722	595,104	(281,021)	(614,435)	2,172,158	1,938,365

**Cleveland Metroparks
Financial Performance
10/31/2022
Enterprise Summary**

	Actual October '21	Actual October '22	Fav (Unfav)	Actual YTD October '21	Actual YTD October '22	Fav (Unfav)
Revenue:						
Concessions	168,276	136,519	(31,757)	2,001,225	2,762,764	761,539
Dock Rentals	11,085	13,977	2,892	753,676	567,601	(186,075)
Other*	<u>92,582</u>	<u>115,195</u>	<u>22,613</u>	<u>1,091,144</u>	<u>1,640,413</u>	<u>549,269</u>
Total Revenue	271,943	265,691	(6,252)	3,846,045	4,970,778	1,124,733
OpEx:						
Salaries and Benefits	312,797	208,987	103,810	2,275,274	2,896,464	(621,190)
Contractual Services	6,141	8,096	(1,955)	56,612	105,105	(48,493)
Operations	<u>139,268</u>	<u>103,306</u>	<u>35,962</u>	<u>1,617,166</u>	<u>1,945,659</u>	<u>(328,493)</u>
Total OpEx	458,206	320,389	137,817	3,949,052	4,947,228	(998,176)
Op Surplus/(Subsidy)	(186,263)	(54,698)	131,565	(103,007)	23,550	126,557
CapEx:						
Capital Labor	4,616	0	4,616	4,616	883	3,733
Construction Expenses	15,975	60	15,915	29,041	47,922	(18,881)
Capital Equipment	<u>4,738</u>	<u>0</u>	<u>4,738</u>	<u>12,720</u>	<u>20,183</u>	<u>(7,463)</u>
Total CapEx	25,329	60	25,269	46,377	68,988	(22,611)
Net Surplus/(Subsidy)	(211,592)	(54,758)	156,834	(149,384)	(45,438)	103,946



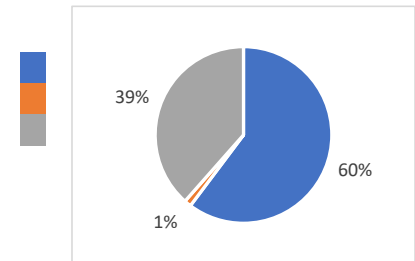
*Other includes Chalet fees, parking, hayrides, aquatics, gift cards, misc.

Cleveland Metroparks
Financial Performance
10/31/2022
Enterprise Detail

	Merwin's Wharf		EW Beach House		E55th Marina		E55th Restaurant			
	YTD October '21	YTD October '22	YTD October '21	YTD October '22	YTD October '21	YTD October '22	YTD October '21	YTD October '22		
Operating Revenue	827,340	1,378,278	313,851	433,439	881,825	806,963	528,956	438,557		
Operating Expenses	<u>1,062,473</u>	<u>1,540,911</u>	<u>212,882</u>	<u>327,273</u>	<u>405,850</u>	<u>449,295</u>	<u>456,175</u>	<u>394,595</u>		
Operating Surplus/(Subsidy)	(235,133)	(162,633)	100,969	106,166	475,975	357,668	72,781	43,962		
Capital Labor	4,616	883	0	0	0	0	0	0		
Construction Expenses	14,253	9,742	0	0	1,935	14,050	0	0		
Capital Equipment	<u>8,323</u>	<u>0</u>	<u>0</u>	<u>0</u>	<u>0</u>	<u>0</u>	<u>(1,656)</u>	<u>7,697</u>		
Total Capital Expenditures	27,192	10,625	0	0	1,935	14,050	(1,656)	7,697		
Net Surplus/(Subsidy)	(262,325)	(173,258)	100,969	106,166	474,040	343,618	74,437	36,265		
	Wildwood		Euclid Beach		EmerNeck Marina		EmerNeck Restaurant			
	YTD October '21	YTD October '22	YTD October '21	YTD October '22	YTD October '21	YTD October '22	YTD October '21	YTD October '22		
Operating Revenue	33,941	36,258	0	5,224	376,320	388,632	101,808	274,824		
Operating Expenses	<u>40,879</u>	<u>58,508</u>	<u>1,612</u>	<u>6,312</u>	<u>304,955</u>	<u>306,639</u>	<u>69,003</u>	<u>241,980</u>		
Operating Surplus/(Subsidy)	(6,938)	(22,250)	(1,612)	(1,088)	71,365	81,993	32,805	32,844		
Capital Labor	0	0	0	0	0	0	0	0		
Construction Expenses	3,935	0	0	0	0	0	0	0		
Capital Equipment	<u>0</u>	<u>0</u>	<u>0</u>	<u>0</u>	<u>0</u>	<u>0</u>	<u>3,882</u>	<u>0</u>		
Total Capital Expenditures	3,935	0	0	0	0	0	3,882	0		
Net Surplus/(Subsidy)	(10,873)	(22,250)	(1,612)	(1,088)	71,365	81,993	28,923	32,844		
	Edgewater Pier		Wallace Lake		Hinckley Lake		Huntington			
	YTD October '21	YTD October '22	YTD October '21	YTD October '22	YTD October '21	YTD October '22	YTD October '21	YTD October '22		
Operating Revenue	47,844	36,232	29,886	29,406	0	9,850	296,892	318,726		
Operating Expenses	<u>42,161</u>	<u>32,949</u>	<u>32,441</u>	<u>32,929</u>	<u>651</u>	<u>11,756</u>	<u>236,950</u>	<u>232,211</u>		
Operating Surplus/(Subsidy)	5,683	3,283	(2,555)	(3,523)	(651)	(1,906)	59,942	86,515		
Capital Labor	0	0	0	0	0	0	0	0		
Construction Expenses	0	0	0	0	0	0	0	0		
Capital Equipment	<u>0</u>	<u>0</u>	<u>2,171</u>	<u>0</u>	<u>0</u>	<u>0</u>	<u>0</u>	<u>0</u>		
Total Capital Expenditures	0	0	2,171	0	0	0	0	0		
Net Surplus/(Subsidy)	5,683	3,283	(4,726)	(3,523)	(651)	(1,906)	59,942	86,515		
	Chalet		Ledge Lake		Parking		Enterprise Admin		Total	
	YTD October '21	YTD October '22	YTD October '21	YTD October '22	YTD October '21	YTD October '22	YTD October '21	YTD October '22	YTD October '21	YTD October '22
Operating Revenue	153,536	225,421	130,494	150,057	123,354	438,910	0	0	3,846,047	4,970,777
Operating Expenses	<u>171,529</u>	<u>192,700</u>	<u>96,985</u>	<u>146,676</u>	<u>15,089</u>	<u>23,973</u>	<u>799,418</u>	<u>948,519</u>	<u>3,949,053</u>	<u>4,947,226</u>
Operating Surplus/(Subsidy)	(17,993)	32,721	33,509	3,381	108,265	414,937	(799,418)	(948,519)	(103,006)	23,551
Capital Labor	0	0	0	0	0	0	0	0	4,616	883
Construction Expenses	0	0	0	0	0	0	8,918	24,131	29,041	47,923
Capital Equipment	<u>0</u>	<u>0</u>	<u>0</u>	<u>0</u>	<u>0</u>	<u>0</u>	<u>0</u>	<u>12,486</u>	<u>12,720</u>	<u>20,183</u>
Total Capital Expenditures	0	0	0	0	0	0	8,918	36,617	46,377	68,989
Net Surplus/(Subsidy)	(17,993)	32,721	33,509	3,381	108,265	414,937	(808,336)	(985,136)	(149,383)	(45,438)

Cleveland Metroparks
 Financial Performance
 10/31/2022
 Nature Shops and Kiosks

	Actual October '21	Actual October '22	Fav (Unfav)	Actual YTD October '21	Actual YTD October '22	Fav (Unfav)
Retail Revenue	16,903	32,456	15,553	321,407	440,523	119,116
OpEx:						
Salaries and Benefits	23,672	25,386	(1,714)	198,020	314,698	(116,678)
Contractual Services	388	702	(314)	4,252	6,601	(2,349)
Operations	<u>16,402</u>	<u>12,230</u>	<u>4,172</u>	<u>128,088</u>	<u>201,194</u>	<u>(73,106)</u>
Total OpEx	40,462	38,318	2,144	330,360	522,493	(192,133)
Op Surplus/(Subsidy)	(23,559)	(5,862)	17,697	(8,953)	(81,970)	(73,017)
CapEx:						
Capital Labor	0	0	0	0	0	0
Construction Expenses	0	0	0	0	0	0
Capital Equipment	<u>0</u>	<u>0</u>	<u>0</u>	<u>0</u>	<u>4,365</u>	<u>(4,365)</u>
Total CapEx	0	0	0	0	4,365	(4,365)
Net Surplus/(Subsidy)	(23,559)	(5,862)	17,697	(8,953)	(86,335)	(77,382)



**CLEVELAND METROPARKS
ACCOUNTS RECEIVABLE AND INVESTMENTS SCHEDULES
FOR THE MONTH ENDED OCTOBER 2022**

ACCOUNTS RECEIVABLE

Current	Past Due				
	1-30 Days	30-60 Days	60-90 Days	Over 90 Days	Total
\$788,426	\$897	\$2,733	\$125,649	\$35,962	\$953,667

Date Placed	Bank	Description	Days of Duration	Rate	Date of Maturity	Interest Earned	EOM Balance
10/01/22	Fifth Third Securities	Money Market (A)	30	2.30%	10/31/22	\$6	\$3,316
10/01/22	STAR Ohio	State pool (B)	30	3.07%	10/31/22	\$142,260	\$55,654,624

*(A) Federated Government Money Market Account.
Investment balance ranged from \$3,310 to \$ 3,316 in October 2022*

*(B) State Treasurer's Asset Reserve (STAR Ohio).
Investment balance ranged from \$55,512,364 to \$55,654,624 in October 2022*

Source: Wade Steen, Chief Finance Officer
11/09/22

CHIEF EXECUTIVE OFFICER’S REPORT

NOVEMBER 17, 2022

ACTION ITEMS.

- (a) **2022 Budget Adjustment No. 11**
(Originating Sources: Wade Steen, Chief Financial Officer/Brian M. Zimmerman, Chief Executive Officer)

The following amendments are requested for Board approval:

**CLEVELAND METROPARKS
 Appropriation Summary - 2022**

Object Code	Object Description	Original Budget			Total Prior Budget Amendments	Proposed Amendment #11 11/17/2022	Total
		Baseline Budget	Carry Over Encumbrances	Total			
OPERATING							
51	Salaries	\$ 59,806,913	\$ -	\$ 59,806,913	\$ 105,368	\$ -	\$ 59,912,281
52	Employee Fringe Benefits	19,059,340	397,108	19,456,448	331,164	(1,951,219) A	17,836,393
53	Contractual Services	15,366,699	5,491,290	20,857,989	(42,972)	100,916 B	20,915,933
54	Office Operations	25,134,495	3,531,243	28,665,738	679,974	278,767 C	29,624,479
	Operating Subtotal	119,367,447	9,419,641	128,787,088	1,073,534	(1,571,536)	128,289,086
CAPITAL							
571	Capital Labor	800,000	-	800,000	-	-	800,000
572	Capital Construction Expenses	25,598,296	7,601,218	33,199,514	22,549,477	1,668,727 D	57,417,718
574	Capital Equipment	3,656,575	1,435,810	5,092,385	705,126	79,300 E	5,876,811
575	Zoo Animals	75,000	-	75,000	-	-	75,000
576	Land	2,078,500	39,800	2,118,300	-	-	2,118,300
	Capital Subtotal	32,208,371	9,076,828	41,285,199	23,254,603	1,748,027	66,287,829
TOTALS							
Grand totals		\$ 151,575,818	\$ 18,496,469	\$ 170,072,287	\$ 24,328,137	\$ 176,491	\$ 194,576,915

An explanation of adjustments, by category, can be found on pages 61 to 64. The net effect of all adjustments is an increase of \$176,491 which is funded by increased revenue, donations, grants, or received but previously unappropriated funds.

RECOMMENDED ACTION:

That the Board of Park Commissioners approve 2022 Budget Adjustment No. 11 for a total increase of \$176,491 as delineated on pages 61 to 64.

ACTION ITEMS (cont.)**(b) *Request for Approval of 2023 Rates and User Fees***

(Originating Sources: Wade Steen, Chief Financial Officer/Christopher W. Kuhar, Zoo Executive Director/Joseph V. Roszak, Chief Operating Officer/Kelly M. Manderfield, Chief Marketing Officer)

The 2023 Rates and User Fees Schedule reflects a summary of each department's current (2022) and proposed (2023) rates and user fees for various services. These rates and fees have been reviewed for appropriateness and for alignment with market comparables. Proposed 2023 Rates and User Fees are included herein (see pages 65 to 80).

The proposed rates and fees, if adopted, will become part of the 2023 budgeted revenue assumptions and will be implemented as of January 1, 2023.

RECOMMENDED ACTION:

That the Board of Park Commissioners approve the 2023 Rates and User Fees Schedule as included herein.

(c) *Additional Interim Depositories of Public Funds through September 2025*

(Originating Source: Wade Steen, Chief Financial Officer)

Background

Consistent with its statutory obligation to choose a bank depository every five years, in 2020, Cleveland Metroparks staff issued Request for Proposals #6499, Comprehensive Banking Services (the "RFP"). On August 20, 2020, pursuant to Resolution No. 20-08-111, the Board approved Huntington Bank to serve as the primary depository for Cleveland Metroparks funds for the five-year period of October 1, 2020 to September 30, 2025. At that time of the RFP, interest rates were such that multiple depositories were unnecessary. Since responses to the RFP, interest rates have changed, and Cleveland Metroparks staff seeks the ability to invest its funds in depositories that offer better rates of return. Pursuant to Ohio Revised Code Section 135.09, if this Board determines the applications at the time of the RFP no longer reflect market rates, it may accept applications from additional institutions for the deposit of interim funds until the end of the current five-year banking period.

Cleveland Metroparks has received additional applications from KeyBank and Huntington Bank to serve as interim depositories. These Banks, listed below, will be contacted for investment quotations as cash is available for investment purposes. The collateralized amount represents the total amount of investment that they are willing to undertake at any one time during the year. Collateralization is accomplished through treasury bills, other governmental agencies or an investment bond at the face value of the amount of the investment. Cleveland Metroparks investments are defined by statute and are found in its Investment Policy. Primarily, they represent certificates of deposit, treasury bills and bills or notes from other governmental agencies guaranteed by the full faith of the Federal Government.

ACTION ITEMS (cont.)

Bank	Collateralized Amount
Huntington Bank	\$50 Million
Key Bank	\$125 Million

RECOMMENDED ACTION:

That the Board find that applications provided to Cleveland Metroparks in 2020 no longer reflect market rates and accept the applications of Huntington Bank and Key Bank to serve as interim depositories for Cleveland Metroparks’ funds for the remainder of the period of banking authorized by Resolution No. 20-08-111, namely through September 30, 2025, at the collateralized amounts shown; further, that the Board authorize the Chief Executive Officer to execute depository contracts and related documents, in form acceptable to the Chief Legal and Ethics Officer, on terms described above.

- (d) ***RFP #6446: Horse Stable Operations Renewal – Rocky River Stables***
(Originating Sources: Joseph V. Roszak, Chief Operating Officer/Rosalina M. Fini, Chief Legal & Ethics Officer/Katie M. McVoy, Assistant Legal Counsel/Brittany B. Taylor, Senior Legal Assistant)

Background

The Rocky River Stables, Rocky River Reservation, includes an indoor arena, instructor's office, heated viewing room attached to arena, tack rooms, wash racks, feed storage, storage room, offices, tool room, employee’s apartment, lounge, restrooms, and three outdoor training rings. The stable is located in the park system and directly connected to bridle trails along the Emerald Necklace.

On August 23, 2019, Cleveland Metroparks advertised Request for Proposal #6446 for operation of Rocky River Stables with an agreement term of three (3) years with an option to renew for up to three (3) additional years. One proposal was received from Valley Riding, the then-existing operator, which has been operating out of Rocky River Stables for more than 30 years. Pursuant to Resolution No. 19-11-144, the Board approved a three (3) year contract with Valley Riding from January 1, 2020 through December 31, 2022, with an option to renew for three (3) additional years through December 31, 2025. In 2022, Valley Riding provided an annual remittance of \$2,650 and \$3,000 in capital investment; its total remittance over the three-year period from January 1, 2020 through December 31, 2022 was \$7,950 with \$8,000 in capital investment.

Valley Riding has provided the following proposal for the three years from January 1, 2023 through December 31, 2025:

Yearly Annual Remittance:	\$2,650
Yearly Capital Investment:	\$3,000
Total Annual Remittances:	\$7,950
Total Capital Investment:	\$9,000

ACTION ITEMS (cont.)

Staff recommends renewing Cleveland Metroparks' agreement with Valley Riding because of Valley Riding's long history with Cleveland Metroparks, its value to park patrons, including therapeutic riding, and its strong commitment to Cleveland Metroparks' mission and values.

RECOMMENDED ACTION:

That the Board authorize the Chief Executive Officer to enter into an amendment to agreement in a form approved by the Chief Legal & Ethics Officer, with Valley Riding, Inc., as summarized above and maintained in the bid/proposal file for RFP #6446, for the Horse Stables Operation at Rocky River Stables, for an additional three (3) year period from January 1, 2023 through December 31, 2025, with a total three-year remittance to Cleveland Metroparks of Seven Thousand Nine Hundred Fifty Dollars (\$7,950), and a total of Nine Thousand Dollars (\$9,000) for capital investments.

- (e) ***Adoption of Revised Policy: Trademark and Logo Usage Policy***
(Originating Sources: Brian M. Zimmerman, Chief Executive Officer/Rosalina M. Fini, Chief Legal and Ethics Officer/Katie M. McVoy, Assistant Legal Counsel/Priscila A. Rocha, Assistant Legal Counsel/Kelly M. Manderfield, Chief Marketing Officer/Linsey N. Saunier, Brand & Advertising Director)

Pursuant to Article 1, Section 1(a) of the Board of Park Commissioner By-Laws, the Board must review Board-level policies at least every five (5) years. Existing Board policies which are being reviewed at the five-year anniversary and contain no substantial changes may be adopted upon one public reading. The following policy is before the Board for review of the minor changes and adoption:

Trademark and Logo Usage Policy

The Board of Park Commissioners of the Cleveland Metropolitan Park District (Cleveland Metroparks) owns brands, marks, names, and logos which are very important organizational assets. See the revised, attached Exhibit A which includes the current Cleveland Metroparks' trademarks and logos.

The Cleveland Metroparks Trademark and Logo Usage Policy sets forth the authorized policies for using or referring to Cleveland Metroparks brands, trademarks, product and service names, logos and slogans.

The full Policy can be found at pages 81 to 86.

RECOMMENDED ACTION:

That the Board adopt the revised "Trademark and Logo Usage Policy" for implementation pursuant to Article 1, Section 1(a) of the Board's By-Laws.

ACTION ITEMS (cont.)**(f) *Authorization of Land Acquisition: Stowell Property, Big Creek Reservation (± 1.45 acres)***

(Originating Sources: Brian M. Zimmerman, Chief Executive Officer/Rosalina M. Fini, Chief Legal & Ethics Officer/Kyle G. Baker, Director of Real Estate & Senior Assistant Legal Counsel/Stephanie A. Kutsko, Senior Real Estate Manager/Nate Hoover, Land Conservation Manager)

Cleveland Metroparks has the opportunity to acquire a ± 1.45-acre property located at 18150 Fowles Road in the City of Middleburg Heights (the “Stowell Property”) and adjacent to Big Creek Reservation (reference map, page 87). In 2016, Cleveland Metroparks acquired a 0.92-acre property, the Kisil Property, to the east of the Stowell Property to buffer the Lake-to-Lake Trail in Big Creek Reservation (“Trail”). The Trail is a universally accessible all-purpose trail and is a highlight of the reservation. The Trail travels through headwater wetlands and connects Lake Abram and Lake Isaac, the largest kettle lakes in Cuyahoga County.

Mary Lee Stowell has agreed to sell the Stowell Property via fee simple title for \$220,000. The acquisition will provide a buffer to the Trail and a more welcoming and natural trail experience as visitors enter the Trail from Fowles Road.

RECOMMENDED ACTION:

That the Board authorize the acquisition of fee simple title of ± 1.45 acres as hereinabove described, from Mary Lee Stowell for a purchase price of \$220,000 subject to the approval of the environmental assessment report and evidence of title, including exceptions to title, by the Chief Legal and Ethics Officer; further, that the Board authorize the Chief Executive Officer to execute agreements, together with supplemental instruments related thereon, if any, as deemed necessary or appropriate and in form acceptable to the Chief Legal & Ethics Officer.

(g) *Authorization to Submit Grant Application to U.S. Environmental Protection Agency’s Brownfields Assessment Grants Program*

(Originating Sources: Natalie Ronayne, Chief Development Officer/Kyle Baker, Senior Assistant Legal Counsel & Director of Real Estate/Stephanie Kutsko, Senior Real Estate Manager/Nate Hoover, Land Conservation Manager/Kristen Trolio, Director of Grants)

Background

The U.S. Environmental Protection Agency (USEPA) provides Brownfields Assessment Grants to inventory, assess, develop plans for, and conduct community outreach related to brownfield sites, or sites that are or may be contaminated with hazardous substances or petroleum products. The USEPA’s Community-Wide Assessment Grants program provides funds to entities to perform the above-mentioned activities throughout their jurisdiction as needed over a four-year time period.

Cleveland Metroparks will submit an application to the USEPA’s Community-Wide Assessment Grants program to include the entirety of the Cuyahoga County (the Park

ACTION ITEMS (cont.)

District's tax district) except the city of Cleveland, as the city plans to pursue these same funds for its jurisdiction. A map of the proposed project area is on page 88. Cleveland Metroparks has identified several key properties to assess as part of this project, which may include, but is not limited to: the Harshaw Chemical and BGD properties in the city of Cuyahoga Heights; the Parmadale property in the city of Parma; Silver Oak Land Development, Inc. property in Oakwood Village; and the Harvard Landfill property in the cities of Cuyahoga Heights and Garfield Heights.

Cleveland Metroparks will request \$500,000 for property assessments and re-use plans with an end goal of creating additional public greenspace on these properties. The assessments are the next needed steps in the planning process. No matching funds are required for this program.

The required resolution is on page 89.

RECOMMENDED ACTION:

That the Board authorize the submittal of a grant application to the U.S. Environmental Protection Agency's Brownfields Community-Wide Assessment Grants program for funding assistance in the amount of ±\$500,000 as described above; to authorize and agree to obligate all funds required to satisfactorily complete the proposed projects and become eligible for reimbursement under the terms and conditions of the program; and further, that the Board authorize the Chief Executive Officer to enter into agreement(s) and execute any other document(s) as may be required to accept the grant upon award; form of document(s) to be approved by Chief Legal and Ethics Officer.

- (h) ***Authorization to Submit Grant Application and Commit to Install and Maintain Navigational Buoys for Huntington Beach and Euclid/Villa Angela Beach***
(Originating Sources: Natalie Ronayne, Chief Development Officer/ Christy Moore, Director of Aquatics/Kristen Trolio, Director of Grants)

Background

The Ohio Department of Natural Resources Division of Parks and Watercraft offers grants through the Navigational Aids program for buoys to mark Ohio's waterways to improve safety for both beach users and recreational boaters. If awarded, the requested buoys will be provided at no cost to Cleveland Metroparks and the Park District will commit to installation and maintenance of the buoys.

Cleveland Metroparks received buoys for both Huntington and Euclid/Villa Angela Beaches in 2015 and requests replacement buoys through this program for both locations. Cleveland Metroparks submitted two grant applications to the Ohio Department of Natural Resources Navigational Aids program for the following:

- Three (3) buoys to designate "No Wake Zone" and four (4) buoys to designate "No Boats" at Huntington Beach; and,
- Five (5) buoys to designate "No Boats" at Euclid/Villa Angela Beach.

ACTION ITEMS (cont.)

The required grant resolution is on page 90.

RECOMMENDED ACTION:

That the Board authorize the submittal of two grant applications to the Ohio Department of Natural Resources for seven (7) buoys for Huntington Beach and five (5) buoys for Euclid/Villa Angela Beach through the Navigational Aids grant program as described above; to obligate the staff labor to install and maintain the buoys; and further, that the Board authorize the Chief Executive Officer to enter into agreements and execute any other document(s) as may be required to submit the applications and accept the buoys upon award; form of document(s) to be approved by the Chief Legal and Ethics Officer.

(i) *Lakefront Reservation: Authorization to Enter into Grant Agreement and Commit Funds*

(Originating Sources: Natalie Ronayne, Chief Development Officer/Jim Rodstrom, Director of Construction/Kristen Trolio, Director of Grants)

Cleveland Metroparks has received a grant award of \$272,500 from the National Fish and Wildlife Foundation's Sustain Our Great Lakes program to add green infrastructure elements to the parking areas in Edgewater Park and at the Lakefront Administration Building. The mission of the Sustain our Great Lakes program is to protect and restore habitat throughout the Great Lakes basin, particularly in areas that have been negatively affected by human activity. Green infrastructure is a priority of this program. The program is a public-private partnership funded by government agencies, private foundations, and corporations and administered by the National Fish and Wildlife Foundation.

The parking area in Edgewater Park is a 5-acre paved parking area that provides parking for ±550 vehicles. Cleveland Metroparks will add 10,800sf of vegetated bioswales to the existing parking area to reduce the volume of stormwater that enters Lake Erie by 3,626,792 gallons/year. The project includes retrofits to the existing catch basins and installation of new storm sewer conveyance systems to direct all stormwater runoff to the vegetated bioswales. The proposed site plan for the project is on page 91.

The parking area at the Lakefront Administration Building is a 1.5-acre paved parking area that provides ±80 parking spaces for the public and staff. Cleveland Metroparks will add 4,200sf of vegetated bioswales to the parking area to reduce the volume of stormwater that enters Lake Erie from this location by 1,711,102 gallons/year. The proposed site plan for the project is on page 92.

The Sustain our Great Lakes Program requires a 1:1 match of local funds. The H2Ohio Program administered by the Ohio Department of Natural Resources has also committed \$250,000 towards this project as the green infrastructure retrofits meet this program's goal of improved water quality in the Lake Erie watershed.

ACTION ITEMS (cont.)

The budget for this project is below:

Sustain our Great Lakes	\$272,500
H2Ohio	\$250,000
Cleveland Metroparks	\$ 22,563
TOTAL:	\$545,063

RECOMMENDED ACTION:

That the Board authorize the Chief Executive Officer to enter into a grant agreement with the National Fish and Wildlife Foundation for ±\$272,500; to enter into a grant agreement with the Ohio Department of Natural Resources for ±\$250,000; to authorize and agree to obligate the required matching funds of ±\$22,563 and all funds required to satisfactorily complete the proposed project and become eligible for reimbursement under the terms and conditions of the programs; and further, that the Board authorize the Chief Executive Officer to enter into agreements and execute any other documents as may be required to accept the grants upon award; form of documents to be approved by Chief Legal and Ethics Officer.

- (j) ***2023 Operating Agreement between Cleveland Metroparks and the Cleveland Zoological Society***
(*Originating Source: Christopher W. Kuhar, Zoo Executive Director*)

Background

The Cleveland Zoological Society generates philanthropic and community support for Cleveland Metroparks Zoo and shares the Zoo's mission. Since 1998, Cleveland Zoological Society and Cleveland Metroparks have worked together under an operating agreement which has provided operating support to Cleveland Metroparks varying between 65% and 72% of the revenue generated from sales of the general membership program.

The Operating Agreement was modified in 2021 to streamline fundraising efforts for Cleveland Zoological Society and provide focused operational goals for the Zoo. The operating terms were modified such that 70% of membership revenue is returned to Cleveland Metroparks as commission, with 60% of that revenue being credited to the Cleveland Metroparks general fund and 10% of that revenue being held in a restricted fund for conservation support.

This agreement proved to be highly successful, and we propose a one-year extension of the existing agreement.

Proposal for a One-Year Operating Agreement

Both Cleveland Zoological Society and Cleveland Metroparks have agreed upon operating terms whereby 70% of membership revenue is returned to Cleveland Metroparks as commission, with 60% of that revenue being credited to the Cleveland Metroparks general fund and 10% of that revenue being held in a restricted fund for conservation support.

ACTION ITEMS (cont.)

As its contribution to this thriving public/private partnership, Cleveland Metroparks has and will continue to provide office space and operational support of the Zoological Society membership and fund raising activities.

RECOMMENDED ACTION:

That the Board authorize the Chief Executive Officer to amend the Operating Agreement with the Cleveland Zoological Society for 2023, in a form approved by the Chief Legal and Ethics Officer, whereby the Cleveland Zoological Society will, through December 31, 2023, guarantee general operating support of 60% of their revenue from the general membership program be directed to Cleveland Metroparks general fund, and 10% of the revenue from the general membership program going to a restricted fund for conservation.

- (k) ***Award of RFP #6674-b – Construction Manager at Risk for Cleveland Metroparks Huntington Playhouse Renovation, Huntington Reservation***
(Originating Sources: Sean E. McDermott, P.E., Chief Planning and Design Officer/ Keith Carney, Project Manager/Michele Crawford, Project Coordinator)

Background

On September 8, 2022, Cleveland Metroparks advertised a Request for Qualifications (RFQu #6674) for interested parties to submit qualifications related to the performance of Construction Manager at Risk for the Cleveland Metroparks Huntington Playhouse Renovation, Huntington Reservation (“Project”). The execution of the Project is summarized in a Project Development Agreement between BAYARTS, INC. (“BAYarts”) and Cleveland Metroparks which was executed on April 25, 2022, which Project Development Agreement makes BAYarts responsible for paying for the renovations. The Board authorized an extension to the License Agreement with BAYarts on October 20, 2022, pursuant to Board Resolution No. 22-10-150. The Project’s desired outcome is to undertake improvements to a substantial portion of the Playhouse Building in support of a long-term plan to improve the building and provide additional amenities to the users of BAYarts and the public. The Project will occur in 2 phases and include modifications to allow for hosting catered events, renovation of the stage area, and creation of classroom space. Like the selection of the Construction Manager at Risk considered herein, the design will be mutually acceptable to Cleveland Metroparks and BAYarts.

RFQu Response and Analysis

Cleveland Metroparks staff prepared RFQu #6674 and requested that the respondents demonstrate qualifications relative to the scope of the Project, which includes working in an operating environment and among program students. The construction manager at risk RFQu yielded six (6) responding construction manager at risk firms. Each firm’s statements of qualifications were reviewed by a panel of Cleveland Metroparks staff including Michele Crawford, Sean McDermott, and Keith Carney. BAYarts staff and BAYarts consultants including Nancy Heaton, Beth Milli and John Williams provided feedback on the shortlist selections.

ACTION ITEMS (cont.)

Through an independent evaluation of the qualifications, the review panel determined a short list of three firms and requested a proposal (RFP# 6674-b) from each. Following receipt of the proposal, each short-listed firm was interviewed. Following the interviews, the proposals from each short-listed construction management firm were then ranked by the panel in compliance with the Ohio Revised Code (ORC). As permitted by the ORC, both the qualifications of the firm and their proposed price are blended to produce a “best value” score. At Cleveland Metroparks election, qualifications are weighted at 60% and price at 40%. Below is a listing of the three short-listed firms, and their correlating “best value” score as determined by the Cleveland Metroparks staff.

Cleveland Metroparks	
Construction Manager at Risk for Cleveland Metroparks Huntington Playhouse Renovation Huntington Reservation	
RFQu #6674-b	
Construction Manager (at Risk) Firms	Short List
Constructability, Inc.	
Lawler Construction	X
Next Generation Services	
Schirmer Construction	
Regency Construction	X
Turner Construction	X

RFP#6674-b Results

Ranking	Construction Manager (at Risk) Firm	Price (sum)	(1) Price Component (40 pts max)	(2) Qualifications Component (60 pts max)	(1)+(2) Best Value Score (100 pts max)
1	Regency Construction Services, Inc.	\$110,463	23.7	58.2	81.9
2	Lawler Construction	\$78,450	40	41.4	81.4
3	Turner Construction	\$97,100	30.5	50.4	80.9

The price reflected in the above table includes the preconstruction services fee, the preconstruction stage compensation, estimated general conditions costs (based on percentage of construction cost), and the construction manager at risk fee (based on percentage of construction cost). The current construction cost for Phase 1 is estimated at \$650,000. Once construction documents are nearing finalization, staff will return to the Board to set a Guaranteed Maximum Price for each phase of construction, at which time the construction costs, the general conditions costs, and the construction manager fee will be finalized. Upon the negotiation of a contract with the recommended construction manager, Regency Construction Services, Inc., the preconstruction stage compensation will be established at \$9,973.

RFP Analysis

Staff recommends the construction manager at risk contract be negotiated with and awarded to **Regency Construction Services, Inc.** (“Regency”). Regency, a local company based in Brook Park, Ohio has had a presence in Cleveland since 1994 and has completed over \$2 billion of construction projects since inception and has a staff of

ACTION ITEMS (cont.)

approximately 70 employees. Regency has most recently worked on the Eagle Zip Adventure Zip Line and previously completed multiple projects at Cleveland Metroparks Zoo. Regency's experience with similar and complementary projects, specificity in the interview and proposal towards suggested project phasing establishes their firm as the "best value" when ranked against the other short-listed construction manager (at risk) firms. BAYarts was impressed with the noted value-add recommendations for a successful project. Notwithstanding, both Lawler Construction and Turner Construction teams submitted thorough and competitive proposals and interviewed extremely well.

RECOMMENDED ACTION:

That the Board authorize the Chief Executive Officer to enter into a Guaranteed Maximum Price contract with **Regency Construction Services, Inc.**, being ranked as the "best value" for RFP #6674-b, Cleveland Metroparks Huntington Playhouse Renovation, **inclusive of \$9,973 for preconstruction stage compensation.** In the event that a GMP contract cannot be negotiated with the construction manager, a contract would then be negotiated, per Ohio Revised Code, with the next ranked construction manager, who the Board, in its discretion, has reflected in the minutes as being the next ranked construction manager. Form of contract to be approved by the Chief Legal and Ethics Officer.

- (l) ***Contract Amendment 1553 – Heritage 1 and Rivergate Park Boat Slips – Construction Manager at Risk – Guaranteed Maximum Price 3***
(Originating Source: Sean E. McDermott, P.E., Chief Planning and Design Officer)

Background

On July 16, 2020, Cleveland Metroparks advertised for a Request for Qualifications (RFQu #6502) for firms to submit qualifications for the construction management (at risk) of the Heritage 1 and Rivergate Park Boat Slips ("Project"). As presented to the Board on October 15, 2020, the Project includes adding boat docks to Heritage 1 and Rivergate parks.

On October 15, 2020, the Board awarded a Construction Manager at Risk Contract to Schirmer Construction LLC ("Schirmer") for the Project. At the time of the Board's award, only the preconstruction stage compensation was fixed at \$19,000. Per the contract, a Guaranteed Maximum Price (GMP) for construction is then developed and brought back to the Board for approval.

On August 19, 2021, the Board approved Guaranteed Maximum Price 1 ("GMP 1") in the amount of \$232,728.28 for the first phase of the Project including the site clearing, demolition, deconstruction, temporary fencing, and salvaging operations related to the deck structure at Heritage Park 1.

On November 18, 2021, the Board approved Guaranteed Maximum Price 2 ("GMP 2") (Change Order #1) in the amount of \$2,757,155.58 for Project components including floating docks & gangways, armor stone, site work, flatwork, railings, restoration and a portion of the utilities.

ACTION ITEMS (cont.)

On February 23, 2022, Change Order #2 was approved in the amount of \$39,766.90 to add the responsibility for dredge disposal to Schirmer’s contract and remove it from Cleveland Metroparks responsibility as it was originally envisioned and budgeted.

GMP 3 Establishment

Major progress has occurred with the docks now delivered and installed. The outstanding work to be completed prior to opening of the docks to the public includes the wiring an installation of pedestals for each dock slip, light pole installation, wire pulling and plumbing connections. Additional work requested that is represented in the costs below include marine-grade electrical enclosure, addition of a fire line vault and fire hydrant, dry suppression system modifications and additional piling lengths.

Schirmer has established the below Guaranteed Maximum Price 3 (“GMP 3”):

<u>Item</u>	<u>Cost</u>
Final Electrical Components and Installation	\$ 224,395.00
Final Plumbing Components and Installation	\$ 83,703.00
Maritime – Work via Vessel (additional work)	<u>\$ 55,653.00</u>
Cost of Work Subtotal	\$ 363,751.00
General Conditions (7.20%)	\$ 26,190.07
CMR Fee (3.50%)	\$ 12,731.29
Contingency (.50%)	<u>\$ 1,818.76</u>
Total	\$ 404,491.12

Schirmer’s construction schedule associated with the proposed GMP 3 anticipates a spring 2023 project delivery barring any further procurement delays, which have proven especially problematic for the fabrication of the docks and the yet to be delivered electrical components. Cleveland Metroparks staff will continue to monitor construction progress and supply chains and provide updates to the Board.

RECOMMENDED ACTION:

That the Board authorize the Chief Executive Officer to amend the Guaranteed Maximum Price (GMP) contract with **Schirmer Construction LLC** for the construction of RFP-b #6502, the Heritage 1 and Rivergate Park Boat Slips, to reflect a **GMP 3** in the amount of **\$404,491.12**, which will be an amount in addition to the \$3,048,650.76 formerly awarded for Change Order #2, GMP 2, GMP 1 and preconstruction services, for a **total contract value of \$3,453,141.88**, in a form to be approved by the Chief Legal and Ethics Officer.

ACTION ITEMS (cont.)**(m) Ohio Department of Transportation (ODOT) Municipal Bridge Inspection Program 2023**

*(Originating Sources: Sean E. McDermott, P.E., Chief Planning and Design Officer/
Christopher J. Papp, P.E. Civil Engineer)*

Background

Cleveland Metroparks has an annual program to provide safety inspections for all 49 of our public vehicular bridges, as required by Ohio law. The program also can include any other inspection, analysis, design and construction support services that Cleveland Metroparks decides to execute. The present consultant, Arcadis, started a five-year Professional Services Agreement in 2020 to perform the required inspections services.

The Ohio Department of Transportation (ODOT), from time to time, initiates a program to support local municipalities, including park districts, with their annual bridge safety inspection programs by performing a limited scope of inspections for one (1) year (2023). If Cleveland Metroparks participates, the scope of services ODOT will provide will include field work and uploading of results to ODOT's database system but will not include an annual summary report, recommendations on repair, or detailed analysis. The scope that is not performed by ODOT will then be performed by Arcadis, following an acceptance of a request for proposal.

ODOT will perform inspections of many of Cleveland Metroparks' bridges, although ODOT's inspection will not include all of bridges. Bridges that have a general appraisal of 7 or higher (provided they have had a couple of inspection cycles) will not be inspected on an annual frequency and be inspected at a 24-month frequency. Bridges rated a 6 or below will be inspected by ODOT. Furthermore, ODOT's work will not include inspection of the Cleveland Metroparks' trail bridges, with the exception of several trail bridges over public roadways. Implementing ODOT's program will require coordination with Arcadis and will provide benefit to Cleveland Metroparks.

The form of the Preliminary Legislation is on pages 93 to 95.

RECOMMENDED ACTION:

That the Board of Park Commissioners authorize the Chief Executive Officer to execute the Preliminary Legislation documents with the **Ohio Department of Transportation** for the 2023 Bridge Inspection Program in a form approved by the Chief Legal and Ethics Officer.

ACTION ITEMS (cont.)

- (n) ***Award of Emergency Contract – Gorge Parkway Retaining Wall Extension, Bedford Reservation – Emergency Bid No. #6707***
(Originating Sources: Sean E. McDermott, P.E., Chief Planning and Design Officer/Bob Burichin, Project Manager)

Background

Gorge Parkway, located in the Bedford Reservation along Tinker’s Creek, has history of slope failures that threaten the roadway. In the summer of 2018, Suburban Maintenance Construction Inc. (SMCI), through a competitive bid, was contracted to build a one hundred lineal foot retaining wall to stabilize a section of slope failure between Tinker’s Creek and Gorge Parkway just west of Hermit’s Hollow (Resolution No. 18-04-059). SMCI completed this work in 2018 for a total cost of \$331,656.55. The wall was built to the highest quality and brought permanent stabilization to this section of slope, as well as Gorge Parkway. Since construction, the retaining wall since constructed has performed in the intended manner and was designed so that future extensions could be accomplished.

Staff has continued to monitor the slope failures in the vicinity since the wall was installed in 2018. In recent months a major slope failure has progressed north of the retaining wall and now threatens the stability of Gorge Parkway. The slope requires immediate repair to prevent Gorge Parkway from closure to vehicular traffic and potential loss of the roadway. Engineering plans have been recently completed to address the immediate need.

Emergency Bid #6707 Analysis

Cleveland Metroparks requested SMCI to provide pricing to extend the wall they installed in 2018 an additional 100 feet to the north where the roadside slope failure is occurring. SCMI’s past performance, competitive price for the 2018 installation, and specific knowledge of the project prove valuable to the success and immediate timeliness of extending the wall. The scope is almost identical to the original project, with both walls being designed as a cast in place structures sitting on a grade beam supported by 42” diameter drilled shafts. Once the wall is installed, this will provide permanent stabilization to the slope at this location and if slope stability issues persist to the north (or south) the wall could then be additionally extended at that time.

SMCI proposes to perform the Tinkers Creek Gorge Parkway Emergency Slip Wall Extension at a cost not to exceed \$420,000 based on 2022 material and subcontractor pricing. This price is in line with Ohio Department of Transportation (ODOT) Construction Cost Index inflation rates accrued over the past four (4) years, totaling a 26.2% increase in construction costs. The currently proposed 2022 cost is also only 5% over the 2018 engineer’s estimate of \$400,000 for a comparable scope of work.

SMCI understands that this is an immediate repair and anticipates commencing work as soon as possible. The current pricing is based on commencing work in 2022. The published July 2022 Construction Cost Outlook predicts that construction cost inflation will be 5.9% in 2023. SMCI has already been advised by their supplier that concrete

ACTION ITEMS (cont.)

prices will increase a minimum of \$20.00 per cubic yard as soon as January of 2023 which is even higher than the predicted 5.9% inflation rate published. With concrete escalation already being known, and with the current status of supply chain issues and material availability, the price is subject to the availability of material at time of purchase.

RECOMMENDED ACTION:

That the Board authorize the Chief Executive Officer to enter into an emergency contract with **Suburban Maintenance Construction, Inc.**, for Gorge Parkway Retaining Wall Extension, Bedford Reservation, **Emergency Bid #6707**, for the **not-to-exceed amount of \$420,000** as outlined above in a form acceptable to the Chief Legal and Ethics Officer, pursuant a proposal dated November 7, 2022.

AWARD OF BIDS/RFPS/CO-OPS/SINGLE SOURCES.**RECOMMENDED ACTION:****THAT THE BOARD AUTHORIZE THE FOLLOWING AWARDS:**

- (a) **Commodities Usage Report:**
 - **Bid #6565:** Topsoil, Mulch, Golf Course Construction Mix, and Ball Diamond Material (see page 25);
- (b) **RFP Renewal #6530:** Information Systems Staff Augmentation (see page 26);
- (c) **Bid #6689:** Pit Toilet Cleaning Services (see page 28);
- (d) **Bid #6694:** Testing and Repair of Backflow Preventers, and Emergency Water System Repairs (see page 30);
- (e) **Sourcewell Co-Op #6698:** 2023 Operational Purchases (Smallwares, Disposables) and Capital Equipment (see page 32);
- (f) **NCPA Co-Op #6703:** Various Office Supplies (see page 34);
- (g) **Single Source #6705:** Ice Cream (see page 35); and,
- (h) **Single Source #6706:** 2023 Beer, Wine and Spirits for Resale (see page 36).

AWARD OF BIDS/RFPS/CO-OPS/SINGLE SOURCES (cont.)

COMMODITIES USAGE REPORT - *“In the event the original estimate exceeds 90% consumption, an action item will be presented to the Board.”*

BID #6565: **TOPSOIL, MULCH, GOLF COURSE CONSTRUCTION MIX, AND BALL DIAMOND MATERIAL** to be supplied on an “as needed” basis to various locations throughout Cleveland Metroparks for a 29-month period beginning July 1, 2021 through November 30, 2023

ORIGINAL ESTIMATE \$250,000 (90% = \$225,000)

The estimated encumbrance was based upon a 29-month spend of topsoil, mulch, golf course construction mix, and diamond clay material for various locations throughout the Park District. With the variety of in-house projects, rehabilitation of property (at various reservations), the pump track at Ohio Erie & Canal Reservation, and the addition of five (5) months to the contract compared to prior years, additional funding is required. The requested commodity adjustment pays current invoices and anticipates remaining orders through November 30, 2023.

ORIGINAL AWARD (5/20/21):	\$250,000
<u>Additional Consumption/Final “Close-out” Estimate:</u>	<u>125,000</u>
REVISED TOTAL AWARD:	\$375,000

RECOMMENDED ACTION:

That the Board authorize the Chief Executive Officer to amend Resolution No. 21-05-065 to accommodate usage in excess of the original estimate as follows:

No. 21-05-065: It was moved by Vice President Rinker, seconded by Vice President Berry and carried, to authorize a split award for topsoil, mulch, golf course construction mix, and ball diamond material, as noted in the bid summary and at the unit prices set forth in the Bid #6565, to the following lowest and best bidders: **Pete & Pete Container Service, Inc., Arms Trucking Company, and Three Z, Inc.**, to be supplied “as needed” for a 29-month period beginning July 1, 2021 through November 30, 2023, for a **total cost not to exceed \$250,000 \$375,000**. In the event the log of consumption approaches 90 percent of the estimate, an action item will be presented to the Board requesting an increase. In the event a vendor cannot satisfy the bid, the award will be further divided between the remaining lowest and best bidders or given to the bidder who the Board, in its discretion, has reflected in the minutes as being the next lowest and best bidder who can satisfy the bid. The difference in cost and all related costs to the difference will be assumed by the original bidder and/or surety.

Vote on the motion was as follows:

Ayes: Ms. Berry, Messrs. Moore and Rinker.
Nays: None.

AWARD OF BIDS/RFPs/CO-OPS/SINGLE SOURCES (cont.)

**RFP RENEWAL #6530 SUMMARY: **INFORMATION SYSTEMS STAFF
AUGMENTATION****

HIGHLIGHTS AT A GLANCE
2022 YTD Estimated Expenditures = \$126,878.45
2023 Estimate = \$250,000.00

Background

Currently, the Information Technology Services (ITS) utilizes outside IT contracts and consultants to supplement the efforts of related IT projects and services. This includes but is not limited to database administration, desktop services, web development, and other system services. These contractors assist Cleveland Metroparks in a variety of ways, including but not limited to:

- a.) Additional projects in which outside knowledge is required,
- b.) IT services in order to expedite timelines, and
- c.) IT services for internal employment scenarios (departures, etc.)

Cleveland Metroparks staff issued a Request for Proposal (RFP) in 2020 for an initial two (2) year term (January 1, 2021 through December 31, 2022) with an option to renew for up to two (2) additional one-year (1-year) terms to select a list of companies for which Cleveland Metroparks could obtain certain contractors to assist Cleveland Metroparks with IT services. This competitive process allows Cleveland Metroparks to select the best contractors for the required job while maintaining financial objectivity. Therefore, the below companies were selected in order to provide IT related services on an “as-needed” basis. The RFP looked at various companies examining three criteria including: statement of capability (experience, resumes), prior work history & overall company (previous work with government, process, etc.), and average pricing. All of this concluded with an overall score highlighting the awarded clients below. The Board approved the following list of vendors as potential service providers for the prior two-year (2-year) period.

Anticipated Vendors (include, but are not limited to the following):

Vendor	Statement of Capability (Exp/Resumes) - 40%	Prior Work History - 30%	Pricing Score - 30%	Total
Beacon Systems, Inc	35	28	30	93
Convertex Technologies	40	20	30	90
Dataman USA	35	30	20	85
DevCare Solutions	40	25	20	85
Global Solutions Group	35	20	30	85
TMH Solutions	35	30	20	85
ComTec Consultants	33	20	30	83
Saigan Technologies	35	18	30	83
Robert Half	35	25	20	80
Vertex Computer Systems	35	25	20	80
Infojini	38	20	20	78

AWARD OF BIDS/RFPs/CO-OPS/SINGLE SOURCES (cont.)

Vendor	Statement of Capability (Exp/Resumes) - 40%	Prior Work History - 30%	Pricing Score - 30%	Total
Diskriter, Inc	30	15	30	75
Maven Workforce	30	15	30	75
Randstad Tech	30	25	20	75
SJN Data Center/Encore	30	25	20	75
Pomeroy	35	18	20	73
Provato	30	22	20	72
Beacon Hill Staffing Group	30	20	20	70
Paramount Software Solutions	18	20	30	68
SecurityZeal	20	18	30	68

*Please note other vendors/consultants may be chosen throughout 2023 through the State of Ohio Cooperative Contract or another cooperative agreement available to government entities.

Cleveland Metroparks reserves the right to not award any contracts to any of the vendors/consultants listed above.

The Purchasing Department recommends renewal of the contracted services from the vendors/consultants listed above to be provided on an “as needed” basis for an additional one (1) year period beginning January 1, 2023 through December 31, 2023, renewable for up to one (1) additional one (1) year term at Cleveland Metroparks’ sole discretion.

RECOMMENDED ACTION:

That the Board authorize the Chief Executive Officer to enter into an agreement, in a form approved by the Chief Legal & Ethics Officer, between Cleveland Metroparks and various consultants listed and summarized above, and maintained in the proposal file for RFP Renewal #6530, for a one (1) year contract beginning January 1, 2023 through December 31, 2023, with an option to renew for up to one (1) additional one (1) year term, for a **total one (1) year cost not to exceed \$250,000** and a **total four (4) year cost not to exceed \$800,000**. In the event the log of consumption approaches 90 percent of the estimate, an action item will be presented to the Board requesting an increase.

AWARD OF BIDS/RFPS/CO-OPS/SINGLE SOURCES (cont.)

BID #6689 SUMMARY: **PIT TOILET CLEANING SERVICES** to be supplied on an “as needed” basis throughout Cleveland Metroparks for a three (3) year period beginning January 1, 2023 through December 31, 2025 with an option to renew for an additional three (3) year period from January 1, 2026 through December 31, 2028

HIGHLIGHTS AT A GLANCE
2022 YTD Estimated Expenditure = \$69,754.01
2023-2025 Estimate = \$353,080.00

Background

In 2021, Cleveland Metroparks solicited bids on two (2) separate occasions to procure bundled services for sewer, pit toilet, and grease trap cleaning services. Bid invitations were provided to 474 potential vendors with the initial solicitation and 478 potential vendors for the second solicitation. These solicitations did not result in viable providers for these services. As a result, these services were split into three (3) categories: 1) Pit Toilet Cleaning Services, 2) Sewer and Sanitary Waste Removal Services, and 3) Grease Trap Cleaning Services.

Of the ±17 vendors contacted and/or invited to submit quotes for the pit toilet cleaning services, Purchasing received one viable quote from United Rentals. United Rentals was selected based on overall best value and positive historical, and existing, service partnerships with the Park District.

In October 2022, the Purchasing Department solicited bids for pit toilet cleaning services located in various areas throughout the Park District on an “as needed” basis. Cleveland Metroparks currently has approximately 75 such toilets (ranging in vault capacity from 500-3000 gallons each).

Bid invitations were provided to 521 potential vendors and United Rentals was the only respondent. Based on cost efficiencies, service response times, immediate availability, and overall best value, the Purchasing Department recommends United Rentals for pit toilet cleaning services. The bid unit prices will show an increase of 5-12% compared to the current contract.

The new contract term is for a three (3) year period beginning January 1, 2023 through December 31, 2025, with an option to renew for an additional three (3) year period from January 1, 2026 through December 31, 2028 at Cleveland Metroparks’ sole discretion. A five (5) percent escalation of all bid prices will be incurred annually.

RECOMMENDED ACTION:

That the Board authorize an award for the purchase of Pit Toilet Cleaning Services as specified in Bid #6689 throughout Cleveland Metroparks on an “as needed” basis, to be provided for a three year period beginning January 1, 2023 through December 31, 2025, from the lowest and best bidder, **United Rentals**, for an initial annual cost in the amount of \$112,000 or a total three (3) year cost in the amount of \$353,080, with an option to

AWARD OF BIDS/RFPS/CO-OPS/SINGLE SOURCES (cont.)

renew for an additional three (3) year period, and to include an annual five (5) percent cost escalation, for a total six (6) year cost in the amount of \$761,814.23. In the event the log of consumption exceeds 90 percent of the estimate, an action item will be presented to the Board requesting an increase. In the event this vendor cannot satisfy the bid, the award will be given to the bidder who the Board, in its discretion, has reflected in the minutes as being the next lowest and best bidder who can satisfy the bid. The difference in cost and all related costs to the difference will be assumed by the original bidder and/or surety. Form of contract to be approved by the Chief Legal and Ethics Officer.

AWARD OF BIDS/RFPS/CO-OPS/SINGLE SOURCES (cont.)

BID #6694 SUMMARY: **TESTING AND REPAIR OF BACKFLOW PREVENTERS, AND EMERGENCY WATER SYSTEM REPAIRS** to be supplied on an “as needed” basis throughout Cleveland Metroparks for a two (2) year period beginning January 1, 2023 through December 31, 2024 with an option to renew for an additional two (2) year period from January 1, 2025 through December 31, 2026

HIGHLIGHTS AT A GLANCE
2021/2022 YTD Estimated Expenditure = \$115,488.82 (plus \$16,000 in parts allowance)
2023/2024 Estimate = \$171,934.00 (plus \$30,000 in parts allowance)

Background

The Purchasing Department requested bidders to provide testing and repair of backflow preventers, and emergency water system repairs by location, size, manufacturer, and serial number throughout Cleveland Metroparks with an annual parts allowance of \$15,000 per year (allowance may fluctuate). The bid included 191 backflow devices that require annual testing.

Currently, Underground Construction Inc. DBA Gillespie Company provides testing and repair of backflow preventers, and emergency water system repairs and has provided this service since 2019.

The new contract term is for a two (2) year period beginning January 1, 2023 through December 31, 2024 with an option to renew for a two (2) year period from January 1, 2025 through December 31, 2026 at Cleveland Metroparks’ sole discretion. Bids were received from 3 vendors.

Vendors responding to the bid were:

- Underground Construction Inc. DBA Gillespie Company
- The John F. Gallagher Plumbing Company
- The Smith & Oby Company

Submitted bid prices were significantly higher than the current contract with percentage increases ranging from 17% to 2172%. Staff believes that recent inflation in both parts and labor costs resulted in the significant increase. After analyzing the annual service and repair costs by unit and hourly rates, Underground Construction Inc. DBA Gillespie Company provided the overall lowest and best bid.

The list of service and repair fees are compared with the previous contract below.

AWARD OF BIDS/RFPS/CO-OPS/SINGLE SOURCES (cont.)

COMPARATIVE PRICES				
DESCRIPTION	<u>NEW UNIT PRICES</u> <u>Bid #6694</u>	<u>PRIOR UNIT PRICES</u> <u>Bid #6381</u>	<u>UNIT PRICE DIFFERENCE</u>	<u>PERCENTAGE DIFFERENCE</u>
Testing Backflow Vaulted	\$293.95	\$129.95	\$164.00	126%
Testing Backflow Inside Building	\$93.95	\$79.95	\$14.00	17%
Repair Backflow Vaulted	\$362.50	\$120.00	\$242.50	202%
Repair Backflow Inside Building	\$262.50	\$80.00	\$182.50	228%
Water Service Repair 6" Inside	\$262.50	\$80.00	\$182.50	228%
Water Service Repair 3" Vaulted	\$262.50	\$110.00	\$152.50	139%
Water Service Repair 4" Vaulted	\$362.50	\$110.00	\$252.50	229%

RECOMMENDED ACTION:

That the Board authorize an award for the purchase of Testing and Repair of Backflow Preventers, and Emergency Water System Repairs as specified in Bid #6694 throughout Cleveland Metroparks, to be provided for a two year period beginning January 1, 2023 through December 31, 2024, from the lowest and best bidder, **Underground Construction Inc. DBA Gillespie** Company, for an annual cost in the amount of \$85,967/year (plus \$15,000/year in parts allowances) or a total two (2) year cost in the amount of \$171,934 (plus \$30,000 for a two (2) year parts allowance), for a total amount of \$201,934, at the unit prices indicated above, with an option to renew for an additional two (2) year period, with an additional four (4) percent cost escalation, for a total four (4) year cost in the amount of \$350,745.36 (plus \$60,000 for a four (4) year parts allowance), for a total amount of \$410,745.36. In the event the log of consumption exceeds 90 percent of the estimate, an action item will be presented to the Board requesting an increase. In the event this vendor cannot satisfy the bid, the award will be given to the bidder who the Board, in its discretion, has reflected in the minutes as being the next lowest and best bidder who can satisfy the bid. The difference in cost and all related costs to the difference will be assumed by the original bidder and/or surety. Form of contract to be approved by the Chief Legal and Ethics Officer.

AWARD OF BIDS/RFPS/CO-OPS/SINGLE SOURCES (cont.)

SOURCEWELL CO-OP #6698 SUMMARY: **2023 OPERATIONAL PURCHASES (SMALLWARES, DISPOSABLES) AND CAPITAL EQUIPMENT** for various locations throughout Cleveland Metroparks for a period of three (3) years and seven (7) months beginning January 1, 2023 through August 3, 2026

Background

The following represents the **Operational Purchases** (smallwares and disposables) for day-to-day business operations and **Capital Equipment** for any capital projects that come up in the food and beverage area. The dates are based on the existing term of the Sourcewell Government Purchasing Alliance cooperative purchasing program detailed below.

Recommended Operational Purchases and Capital Equipment

Operational purchases and capital equipment will be purchased through the Sourcewell Government Purchasing Alliance cooperative purchasing program and purchased based upon standard Cleveland Metroparks purchasing policies.

The following items are recommended for purchase from Sourcewell supplier, specifically Trimark SS Kemp (Sourcewell contract number 063022-SES).

Breakdown of Operational and Capital Equipment by location per year (included, but not limited to):

Location – Smallwares and Disposables	Estimated Cost
The Chalet	\$4,000
Wallace Lake Concessions	\$6,000
Huntington Beach Concessions	\$6,000
Edgewater Pier Concessions	\$4,000
Edgewater Beach House Concessions	\$35,000
Hinckley Spillway Concessions	\$1,500
Ledge Pool Concessions	\$1,500
E. 55 th Marina Concessions	\$25,000
Merwin’s Wharf	\$35,000
Euclid Beach Concessions	\$1,000
Wildwood Concessions	\$3,500
Emerald Necklace Marina Concessions	\$12,000
Operational Total	\$134,500
Location – Capital Equipment	Estimated Cost
Enterprise Locations	\$80,000
Capital Equipment Total	\$80,000
Total	\$214,500

AWARD OF BIDS/RFPS/CO-OPS/SINGLE SOURCES (cont.)**RECOMMENDED ACTION:**

That the Board authorize an award of Sourcewell Co-Op #6698 for the purchase of Operational Purchases and Capital Equipment from **Trimark SS Kemp**, in the **annual sum of \$214,500** as specified in the above summary, **for a total not to exceed amount of \$768,625** for the period beginning January 1, 2023 through August 3, 2026 in full cooperation of Sourcewell Contract Number 063022-SES and Cleveland Metroparks purchasing policies. In the event the log of consumption approaches 90 percent of the estimate, an action item will be presented to the Board requesting an increase.

AWARD OF BIDS/RFPS/CO-OPS/SINGLE SOURCES (cont.)

NCPA CO-OP #6703 SUMMARY: **VARIOUS OFFICE SUPPLIES** for various locations throughout Cleveland Metroparks to be supplied on an “as needed” basis beginning January 1, 2023 through December 31, 2024

HIGHLIGHTS AT A GLANCE
2021-2022 YTD Expenditure = \$74,622
2023-2024 Estimate = \$100,000

Background

Independence Business Supply is the current supplier of office supplies throughout Cleveland Metroparks. Staff utilizes a web-based electronic catalog concept for procurement of such supplies with a net-priced catalog custom-tailored for Cleveland Metroparks, which is protected by a username and password for an online security system. Independence Business Supply provides Just-In-Time/next day (24-hour) delivery for all items in the custom catalog to various locations throughout Cleveland Metroparks. The new contract term is for a two (2) year period beginning January 1, 2023 through December 31, 2024.

Independence Business Supply leveraged the National Cooperative Purchasing Alliance (NCPA) contract number 11-18 as an approved authorized distributor associated with the American Office Products Distributors (AOPD) to provide the best overall value. Purchasing staff compared the overall pricing structure and value added (online services, sustainable products, delivery, etc.) offered by Independence Business Supply to other possible cooperative contracts.

Recommendation

Purchasing staff recommends Independence Business Supply as the supplier of office supplies to Cleveland Metroparks for a two (2) year period beginning January 1, 2023 through December 31, 2024.

RECOMMENDED ACTION:

That the Board authorize the purchase of various office supplies, as specified in the above summary, for NCPA Co-Op #6703, to **Independence Business Supply (IBS)** to be purchased on an “as needed” basis for a two (2) year period beginning January 1, 2023 through December 31, 2024 **for a total cost not to exceed \$100,000**, in full utilization of the National Cooperative Purchasing Alliance (NCPA) contract number 11-18. In the event the log of consumption approaches 90 percent of the estimate, an action item will be presented to the Board requesting an increase.

AWARD OF BIDS/RFPS/CO-OPS/SINGLE SOURCES (cont.)

SINGLE SOURCE #6705 SUMMARY: **ICE CREAM** to be dispensed at various Cleveland Metroparks locations for 2023

HIGHLIGHTS AT A GLANCE
2022 YTD Expenditure = \$102,453.35
2023 Estimate = \$225,000.00

Background

Since 2017, Cleveland Metroparks has purchased premium quality, hand scooped and specialty item ice cream from single source vendor Honey Hut Ice Cream for resale at Edgewater Beach House, The Pier at Edgewater Beach, Quarry Rock Cafe at Wallace Lake, Hinckley Spillway, Huntington Beach, Wildwood Concessions, Euclid Beach Concessions and Emerald Necklace Marina. Honey Hut is a sole proprietor of its brand and its headquarters and manufacturing plant is located in or near Cleveland. The ice cream is available in 2.5 gallon or greater containers and the company reuses their ice cream tubs.

Recommendation

Purchasing staff recommends Honey Hut Ice Cream as the single source supplier for the purchase of hand scooped ice cream to Cleveland Metroparks for 2023.

RECOMMENDED ACTION:

That the Board authorize Single Source #6705 to purchase hand scooped ice cream to be dispensed at the various Cleveland Metroparks locations as noted above from **Honey Hut Ice Cream** throughout 2023, for a **total cost not to exceed \$225,000**. In the event the log of consumption approaches 90 percent of the total estimate, an action item will be presented to the Board requesting an increase.

AWARD OF BIDS/RFPS/CO-OPS/SINGLE SOURCES (cont.)

SINGLE SOURCE #6706 SUMMARY: **2023 BEER, WINE AND SPIRITS FOR RESALE** at various locations throughout Cleveland Metroparks for a one (1) year period beginning January 1, 2023 through December 31, 2023

HIGHLIGHTS AT A GLANCE
2022 YTD Expenditures = \$388,306.37
2023 Estimate = \$550,000.00

Background

This item provides for various beer, wine and spirits for resale at Cleveland Metroparks restaurants, concessions, golf courses, and special events on an “as-needed” basis for 2023.

The single source purchase of the various brands are exclusively sold in Northeast Ohio by the distributors listed in the table below. The mix and selected vendor allocations will be evaluated per event and/or per location to effectively and efficiently provide for the relevant target market(s) specific to each initiative.

The following is a summary of the anticipated vendors. Actual expenditures for a given vendor will depend on attendance determined at the location or during specific events. Therefore, the recommendation authorizes an overall “not to exceed” \$550,000 amount versus a specific spend allocation per vendor. It is the intention of staff to have all such purchases centralized under this action. If additional exclusive distributors of certain beverages become available, it is the intent to include those additional distributors in this Board action.

Anticipated vendors for beer, wine and spirits (include but are not limited to):

<u>Distribution Center</u>	<u>Brand</u>
Cavalier Distributing	Fat Heads and other certain craft beer
Sibling Revelry	Sibling Revelry
Superior Beverage	Great Lakes and other craft beers
Platform Brewing	Platform
Brick and Barrel Brewing	Brick & Barrel
Beverage Distributors	Miller
House of LaRose	Budweiser
Heidelberg Cleveland	Wine, craft beers, low proof spirits
R.L. Lipton	Corona and other certain craft beers
Valley View Beverage, Chagrin Wine & Beverage Co., Independence Beverage, Shore Center Beverage & Liquor	Approved liquor stores from State of Ohio

RECOMMENDED ACTION:

That the Board approve the purchase of various Beer, Wine and Spirits for resale as per Single Source #6706 for a **total cost not to exceed \$550,000** for the period of January 1, 2023 through December 31, 2023. In the event the log of consumption approaches 90 percent of the estimate, an action item will be presented to the Board requesting an increase.

GOODS AND SERVICES (\$10,000 - \$50,000) ACQUIRED
SINCE LAST BOARD MEETING (Presented 11/17/22)

Pursuant to Cleveland Metroparks By-Laws, Article 5 (Procurement), Section 5(a), “The CEO is authorized to enter into contracts and contract amendments for construction, change orders, and to purchase equipment, goods and services, and real estate, without prior approval of the Board in each instance, if the cost of the contract or contract amendment, for any single project, or the amount of the purchase, does not exceed \$50,000. Any contracts where the cost exceeds \$10,000 or any purchase where the amount exceeds \$10,000, and approved by the CEO, shall be reported to the Board at its next regularly scheduled meeting following the execution of said contract or said purchase,” the following is provided:

<u>REF. NO. / ITEM – SERVICE</u>	<u>VENDOR</u>	<u>COST</u>	<u>PROCEDURE</u>
Lunch services (Harvest Owl) for employees for 2022 with an option to renew for two (2) additional years through 2024; additional services.	Lunch Owl Cleveland LLC	\$15,000.00 <u>5,000.00</u> \$20,000.00	(3)
Golf Handicap Information Network (GHIN) handicap service fees for golf courses; additional service fees.	Northern Ohio Golf Association	\$11,971.00 960.00 480.00 210.00 <u>150.00</u> \$13,771.00	(3)
Installation of two (2) Residential Septic Modules (RSM) for W.J. Green Picnic Area pit toilets at Mill Stream Run Reservation.	IMET Corporation	\$18,500.00	(3)
Driving range mats for various golf courses; additional shipping expenses.	P and W Golf Supply	\$23,449.80 <u>585.12</u> \$24,034.92	(7)
Trail sensors and counters for various locations throughout the Park District.	ECO-Counter Inc.	\$11,744.00	(3)
Professional services to remove existing wall covering and repainting specified areas for Police Headquarters at Rocky River Reservation; additional services.	The Dependable Painting Company	\$35,036.00 <u>3,970.00</u> \$39,006.00	(7)

GOODS AND SERVICES (\$10,000 - \$50,000) ACQUIRED (cont.)

<u>REF. NO. / ITEM – SERVICE</u>	<u>VENDOR</u>	<u>COST</u>	<u>PROCEDURE</u>
Services to repair sanitary line for the Plotz Machine property adjacent to the Centennial Lake Link Trail North (Permanent Parcel No. 003-16-002).	Nerone & Sons, Inc.	\$15,000.00	(3)
Settlement payment to repair the sanitary line for the Plotz Machine property adjacent to the Centennial Lake Link Trail North (Permanent Parcel No. 003-16-002).	The WM Plotz Machine & Forge Company, Inc.	\$27,816.00	(3)
Tree removal services to remove 58 identified trees at Sleepy Hollow Golf Course.	Edwards Tree Service	\$20,000.00	(7)
Propane for 33.5 lb. and 100 lb. cylinders to be supplied on an “as needed” basis for a one (1) year period beginning November 1, 2022 through October 31, 2023.	AmeriGas	\$50,000.00	(2)
2023 Association of Zoos and Aquariums (AZA) Institutional Membership.	American Association of Zoos and Aquariums	\$31,142.00	(3)
Four (4) two (2) ton capacity electronic chain hoists with hook mount for the Zoo.	W.W. Grainer	\$16,938.96	(7)
Generator rental for LED light show for 2022 Wild Winter Lights at the Zoo.	Ohio Cat Power Systems	\$14,625.00	(7)
Ice carving services for 2022 Wild Winter Lights at the Zoo.	Dave Zajac	\$11,625.00	(3)
Meat processing services for a one (1) year period beginning November 1, 2022 through November 1, 2023 for the deer management program.	MFM Operations LTD	\$50,000.00	(7)

GOODS AND SERVICES (\$10,000 - \$50,000) ACQUIRED (cont.)

<u>REF. NO. / ITEM – SERVICE</u>	<u>VENDOR</u>	<u>COST</u>	<u>PROCEDURE</u>
Closing cost for DeStefano property in Mill Stream Run Reservation.	Guardian Title & Guaranty Agency, Inc.	\$33,721.57	(3)
Northern Ohio Watershed (NOW) Corps Program Host Site Fees from November 22, 2022 through September 30, 2023.	Tinker’s Creek Watershed Partners	\$22,000.00	(3)
Hustler Super Z Hyperdrive mower with mulch kit for Zoo.	Baker Vehicle Systems	\$12,556.00 <u>1,527.00</u> \$14,083.00	(2)
Audit management software for Finance.	AuditBoard, Inc.	\$49,500.00	(7)
Professional services to remove and dispose of propylene glycol solution and add new solution to the chiller system for The Chalet toboggan chutes at Mill Stream Run Reservation.	Heritage Crystal Clean, Inc.	\$27,500.00	(3)
Various roof replacements at Brecksville and Hinckley Reservation.	Legacy Roofing Services LLC	\$32,800.00	(7)
Consulting services to update Cleveland Metroparks Historical and Cultural Resource Management Plan (HCRMP).	Lawhon & Associates, Inc.	\$21,725.00	(7)
Technology training for ITS, GIS and Marketing.	United Training Commercial LLC	\$16,685.00	(7)
Installation services to install new chiller connections and temporary chiller tie in points to the chiller room for the toboggan chutes at The Chalet in Mill Stream Run Reservation.	C.D. Whitfield Company, Inc.	\$13,260.00	(7)
DJ dance party for 2022 Wild Winter Lights at the Zoo.	Rock the House	\$27,950.00	(3)

GOODS AND SERVICES (\$10,000 - \$50,000) ACQUIRED (cont.)

<u>REF. NO. / ITEM – SERVICE</u>	<u>VENDOR</u>	<u>COST</u>	<u>PROCEDURE</u>
2022 year-end solicitation mailing to non-donors; includes printing for Development.	Master Printing + Mailing	\$20,884.00	(7)
Fabrication and installation services for Mandel, Programs and Guest Resource Center signage for Zoo Administration Building.	Becker Signs Inc.	\$16,273.33 <u>1,507.85</u> \$17,781.18	(7)
One (1) New 2023 Dodge Ram Promaster high roof cargo van.	Ganley Chrysler Dodge Jeep Ram Inc.	\$49,290.00	(7)
One (1) New 2023 Dodge Ram Promaster high roof cargo van.	Haasz Automall of Ravenna	\$49,780.00	(7)

===== **KEY TO TERMS** =====

- (1) "**BID**" – Formal bid invitations sent and advertised in *The Plain Dealer* 15 days preceding the bid opening.
- (2) "**COOPERATIVE**" – Purchased through cooperative purchasing programs i.e. – State of Ohio, OMNIA, etc.
- (3) "**SINGLE SOURCE**" – Purchased from one source as competitive alternatives are not available.
- (4) "**PROPRIETARY**" – Products purchased for resale directly from the brand’s manufacturer.
- (5) "**PROFESSIONAL SERVICE**" – Services of an accountant, architect, attorney at law, physician, professional engineer, construction project manager, consultant, surveyor or appraiser as outlined under Article 5, Sections 1-4 of the Board By-Laws and defined by ORC 307.86.
- (6) "**COMPETITIVE QUOTE (up to \$10,000)**" – Originally estimated \$10,000 or less, quoted by three vendors.
- (7) "**COMPETITIVE QUOTE (over \$10,000 to \$50,000)**" – Chosen through the accumulation of three written quotes.

CONSTRUCTION CHANGE ORDERS OR AMENDMENTS TO PROFESSIONAL SERVICE CONTRACTS (11/17/22)

Pursuant to Cleveland Metroparks By-Laws, Article 5 (Procurement), Section 5(b) and (c), “...the CEO is not authorized to enter into any change orders to construction contracts, without prior approval of the Board in each instance, except that the CEO is authorized to enter into change orders to construction contracts, without prior approval of the Board in each instance, where the additional cost is less than THE LESSER OF: (i) \$50,000, or (ii) ten percent (10%) of the total cost of the contract at the time of the change order. Each change order by the CEO under this Article shall be reported to the Board at the next meeting of the Board following the execution of said change order. The aggregate value of all change orders authorized by the CEO shall not exceed fifty percent (50%) of the original contract value without prior approval of the Board. If the Board approves a revised contract value, then the aggregate value of all change orders issued after Board approval of the revised contract value shall not exceed fifty percent (50%) of the revised contract value without additional approval of the Board.”

I. “Amendment to Professional Service Contract. For professional service contracts greater than \$50,000, the CEO is not authorized to enter into any amendment to professional services or other special services agreement, without prior approval of the Board in each instance, except that the CEO is authorized to enter into amendments to professional services and other special services agreements for additional fees, without prior approval by the Board in each instance, where the additional fees for the agreement by the CEO pursuant to this Section, are less than THE LESSER OF: (i) \$50,000, or (ii) ten percent (10%) of the total cost of the agreement at the time of the amendment. Each amendment by the CEO under this Section shall be reported to the Board at the next meeting of the Board following the execution of said amendment. The aggregate value of all amendments authorized by the CEO shall not exceed fifty percent (50%) of the original contract value without prior approval of the Board. If the Board approves a revised contract value, then the aggregate value of all change orders issued after Board approval of the revised contract value shall not exceed fifty percent (50%) of the revised contract value without additional approval of the Board.”, the following is provided:

<u>Contract</u>	<u>Item/Service</u>	<u>Vendor</u>	<u>Change Order or Amendment</u>
<p><u>2022 Asphalt Pavement Improvements</u></p> <p><u>Contract Amount:</u> Original Contract Amount: \$1,018,000.00 Change Order No. 1 Amount: \$22,950.00 Change Order No. 2 Amount: \$39,537.85 Revised Contract Amount: \$1,080,487.85</p>	<p>Additional services for butt joint grinding, 1.5” asphalt overlay plus mobilization costs at Zoo.</p>	<p>Karvo Companies, Inc.</p>	<p>#2</p>
<p><u>Manakiki and Sleepy Hollow Golf Courses XGD Classic Greens Drainage System and Installation</u></p> <p><u>Contract Amount:</u> Original Contract Amount: \$59,406.50 Amendment No. 1 Amount: \$2,313.60 Revised Contract Amount: \$61,720.10</p>	<p>Additional services for the installation of 960 square foot at Manakiki Golf Course.</p>	<p>XGD Systems, LLC</p>	<p>#1</p>

RESOLUTION NO. 22-11-158

The following vouchers have been reviewed as to legality of expenditure and conformity with the Ohio Revised Code.

Attest: _____

Chief Financial Officer

BE IT RESOLVED, that the payment of the following items, which may include Then and Now Certificates, are ratified by the Board of Park Commissioners. All expenditures have been reviewed and approved for payment by the Chief Financial Officer and Chief Executive Officer in accordance with the by-laws of the Board of Park Commissioners.

Direct Disbursement dated October 14, 2022 in the amount of \$3,876.00

Wire Transfer dated October 14, 2022 in the amount of \$599,860.36

Printed Checks dated October 14, 2022 in the amount of \$341,740.55

Printed Checks dated October 21, 2022 in the amount of \$1,155,475.45

Printed Checks dated October 26, 2022 in the amount of \$27,816.00

Wire Transfer dated October 28, 2022 in the amount of \$602,187.02

Printed Checks dated October 28, 2022 in the amount of \$2,149,695.42

Printed Checks dated November 4, 2022 in the amount of \$727,841.04

Net Payroll dated September 25, 2022 to October 8, 2022 in the amount of \$1,432,266.91

Withholding Taxes in the amount of \$321,984.59

Net Payroll dated October 9, 2022 to October 22, 2022 in the amount of \$1,428,440.08

Withholding Taxes in the amount of \$323,029.64

Bank Fees/ADP Fees in the amount of \$55,595.31

Cigna Payments in the amount of \$667,333.29

ACH Debits (First Energy; Sales Tax) in the amount of \$94,831.88

JP Morgan Mastercard/Mastercard Travel Card dated October 1, 2022 to October 31, 2022 in the amount of \$660,281.00

Total amount: \$10,592,254.54

Attest: _____

President of The Board of Park Commissioners

Chief Executive Officer

RECOMMENDED ACTION: That the Board of Park Commissioners approves **Resolution No. 22-11-158** listed above.

RESOLUTION NO. 22-11-159

The following vouchers have been reviewed as to legality of expenditure and conformity with the Ohio Revised Code.

Attest: _____

Chief Financial Officer

BE IT RESOLVED, that the payment of the following items, which may include Then and Now Certificates, are ratified by the Board of Park Commissioners. All expenditures have been reviewed and approved for payment by the Chief Financial Officer and Chief Executive Officer in accordance with the by-laws of the Board of Park Commissioners.

JP Morgan Mastercard-Arborwear dated September 1, 2022 to September 30, 2022 in the amount \$45.19

JP Morgan Mastercard-Arborwear dated October 1, 2022 to October 31, 2022 in the amount of \$354.19

Total amount: \$399.38

Attest: _____

President of The Board of Park Commissioners

Chief Executive Officer

RECOMMENDED ACTION:

That the Board of Park Commissioners approves **Resolution No. 22-11-159** listed above.

INFORMATION/BRIEFING ITEMS/POLICY.**(a) First Reading: Multiple Policies**

(Originating Sources: Brian M. Zimmerman, Chief Executive Officer/Rosalina M. Fini, Chief Legal and Ethics Officer/Joseph V. Roszak, Chief Operating Officer/Kyle G. Baker, Senior Assistant Legal Counsel & Director of Real Estate/Stephanie A. Kutsko, Senior Real Estate Manager/Nate M. Hoover, Land Conservation Manager)

Pursuant to Article 1, Section 1(a) of its By-Laws, the following policies are being submitted to the Board for consideration and First Reading:

Property Line Encroachment Policy & Conservation Easement Stewardship Policy:

Protecting real property interests is essential to Cleveland Metroparks' mission of conservation and preservation of the natural and cultural resources within the Park District. Cleveland Metroparks has acquired over 24,400 acres of land throughout its over 100-year history, nearly 500 acres of which are protected through conservation easements, amassing over 400 miles of property boundaries that adjoin to over 6,000 neighboring properties that benefit from the adjacency to park land. It is the duty of Park District staff, as custodians for the public, to actively and consistently monitor park boundaries and conservation easements to protect Cleveland Metroparks' real property interests.

Developing standard procedures ensures that each property line encroachment and conservation easement is addressed in a fair and consistent manner across the Park District, and that the actions taken are documented appropriately. This approach discourages negative impacts to natural resources and maintains a positive relationship with the many neighbors of Cleveland Metroparks.

To further Cleveland Metroparks' efforts to protect its real property interests in a consistent manner, as the policy-making authority for Cleveland Metroparks, Cleveland Metroparks staff recommends that the Board establish a uniform guideline in order to protect Cleveland Metroparks' property interests in the proposed "Property Line Encroachment Policy" and "Conservation Easement Stewardship Policy." The Property Line Encroachment Policy was last updated on November 30, 2017, with a recommended review date of November 2022. The Conservation Easement Stewardship Policy was instituted on November 30, 2017, with a recommended review date of November 2022. The policies confirm Cleveland Metroparks' commitment to its core mission of protecting nature, connecting communities, and inspiring conservation of our world.

The full Policies can be found at pages 96 to 105.

INFORMATION/BRIEFING ITEMS/POLICY (cont.)

- (b) ***2022 The Institute of Public Procurement (NIGP) Accreditation for Quality Public Procurement Departments (QPPD) and 2022 National Procurement Institute (NPI) Achievement of Excellence Award***
(Originating Source: *Charlie Rosol, Director of Procurement*)

Cleveland Metroparks Procurement Team received a three (3) year accreditation through The Institute for Public Procurement (NIGP) in May 2022. The accreditation for Quality Public Procurement Departments (QPPD) formally recognizes excellence in public procurement through the establishment of a body of standards and overall best practices. Procurement departments must meet the minimum score of 107 points out of 125 points to receive the accreditation.

NIGP membership represents over 3,000 governmental agencies throughout the US and Canada, however, only 160 governmental agencies have attained this distinction. Cleveland Metroparks Purchasing Department is now one of the 160 governmental agencies to achieve the QPPD.

Cleveland Metroparks Procurement Team also has been awarded the prestigious 27th Annual Achievement of Excellence in Procurement® (AEP) for 2022 from the National Procurement Institute, Inc. (NPI). The AEP Award is earned by public and non-profit organizations that obtain a high application score based on standardized criteria. The AEP is awarded annually to recognize overall Best Practices, Innovation, Professionalism, E-Procurement, Productivity, and Leadership in the procurement function. This is the 13th time (12th consecutive) Cleveland Metroparks Procurement Team has won this award.

For 2022, there were 172 successful applicants, including 74 cities, 36 counties, 15 special districts, 17 school districts, 14 higher education agencies, 5 state/provincial agencies and 11 other municipalities. Cleveland Metroparks was one of only two Ohio agencies and one of the 17 special districts in the US and Canada to win the award.

- (c) ***2023 Budget Preview***
(Originating Source: *Wade Steen, Chief Financial Officer*)

Cleveland Metroparks is making substantial progress towards preparing its 2023 annual appropriations budget. While a work-in-progress, this preview represents a general overview of the draft budget to give directional guidance as we work towards seeking budget approval at the December 15, 2022 board meeting.

INFORMATION/BRIEFING ITEMS/POLICY (cont.)**(d) *Natural Resources Update: A Decade of Rare Species Discoveries in Cleveland Metroparks***

(Originating Sources: Joseph V. Roszak, Chief Operating Officer/Jennifer Grieser, Director of Natural Resources/John E. Reinier, Wetland Ecologist)

With over a hundred years of land acquisition and conservation, Cleveland Metroparks has proven to be a hotspot for rare species in Northeast Ohio. Despite the urban/suburban matrix of much of the Park District, habitat inventory and monitoring activities, led by the Natural Resources Division, have produced many previously unknown populations of plants and animals that are of special conservation interest. In some cases, these discoveries represent small remnants of what were, historically, much larger and more widespread populations that have nearly disappeared. In other cases, species never before documented from the region or state were found hiding in plain sight. These findings span a wide range of habitat type and condition, and they highlight the importance of continuing land protection, careful management and survey efforts in the region. This work has also helped establish Cleveland Metroparks as a leader among Ohio's conservation organizations and contributed significantly to our land acquisition and protection successes over the years. And in a time of seemingly endless bad news about the state of biodiversity worldwide, these discoveries reinforce the importance and benefit of the work we're doing.

(e) *History Moment: Structurally Speaking*

(Originating Sources: Joseph V. Roszak, Chief Operating Officer/Judy MacKeigan, Historian and Archivist)

From our earliest years as a park system, Cleveland Metroparks has worked to balance our natural areas with human-built structures to enhance the visitor experience. Judy MacKeigan shares photos and stories of some of our most iconic structures, old and new.

(f) *Summary of Zoo Conservation Funds 2022*

(Originating Sources: Christopher Kuhar, Zoo Executive Director/Kristen Lukas, Director of Conservation and Science)

Background

Cleveland Metroparks Zoo's commitment to securing a future for wildlife includes both supporting and conducting target conservation efforts and enabling our guests to take action to positively impact wildlife conservation. To this end, the Zoo maintains a number of donation opportunities for our guests and partners. In 2022 these opportunities included a successful rhino naming campaign that raised \$10,956 for rhino conservation and \$18,380 generated through the first successful Future for Wildlife 5K. Wildlife conservation funds generated at the Zoo and through donations are held in multiple restricted Cleveland Metroparks accounts to be disbursed in support of targeted wildlife conservation efforts in the field around the world.

INFORMATION/BRIEFING ITEMS/POLICY (cont.)

These include:

- **Andean Bear Conservation Fund (#2017006)**
- **Future for Wildlife (FFW) Make a Difference Fund (#2017712)**
- **Future for Wildlife Fund (#2017717)**
- **Aramark Conservation Fund (#2017718)**
- **Event Networks/Zoo Gift Concession Conservation Fund (#2017740)**

In addition to these funds, Cleveland Zoological Society provides funds to support the Zoo's wildlife conservation program utilizing funds raised through Zoo memberships, general fundraising, and targeted conservation donations.

The Zoo conservation funds summarized below and detailed here include all funds that have been/will be disbursed in 2022 by Cleveland Zoological Society (CZS) and Cleveland Metroparks Zoo (CMZ) to support Zoo conservation efforts. Funds from the FFW Make a Difference Fund, Future for Wildlife (FFW) Fund, Aramark Conservation Fund, and Event Networks/Zoo Gift Concession Conservation Fund will be distributed in November 2022.

Cleveland Metroparks Restricted Funds	<u>Amount</u>
Andean Bear Conservation Fund - #2017006	\$46,774
Andean Bear SAFE Fund - #2017012	\$5,000
FFW Make a Difference Fund - #2017712	\$151,390
FFW Fund - #2017717	\$23,825
Aramark Conservation Fund - #2017718	\$266
Event Networks Conservation Fund - #2017740	\$30,000
TOTAL	\$257,255
Cleveland Zoological Society FFW Funds	
CZS FFW Fund	\$375,000
Additional/One-time FFW funds	\$115,559
TOTAL	\$490,559
GRAND TOTAL	\$747,814

Lion & Cheetah Conservation Program

Cleveland Metroparks Zoo and Cleveland Zoological Society will contribute a total of \$108,099 in support of the Zoo's Lion & Cheetah Conservation Program through the following partnerships and activities.

Ruaha Carnivore Project/Lion Landscapes Core Program & Project Support

The Ruaha Carnivore Project (RCP) of Lion Landscapes studies and monitors populations of lions and other large carnivores in and around Ruaha National Park in Tanzania - a critical area for the conservation of large carnivores. The project works to develop effective conservation strategies for large carnivores by working with local pastoral communities to address human-lion conflicts as well as help reduce the negative

INFORMATION/BRIEFING ITEMS/POLICY (cont.)

impacts of carnivore presence by providing important conservation-related benefits to local communities.

A large-scale camera trapping effort which spread 260 cameras over 1,500 km collecting 3,000 images is in the data analysis stage this year. As a result of the camera trapping program, which seeks to link the presence of wildlife with tangible benefits, 1,239 households from 12 villages were enrolled in the health care program this year. In addition, four men and women from the local community have been hired as “Lion Extension Officers (LEOs)” in a new capacity building endeavor which will expand the reach of RCP’s human-wildlife conflict mitigation efforts through poison prevention and livestock protection strategies. Lion Landscapes has also been involved in developing a “Lion Friendly Livestock” certification. This certification aims to increase the value of livestock raised in a conservation-minded way, enabling communities to manage the land and enhance their livelihoods more sustainably.

- **Cleveland Zoological Society FFW Conservation Fund = \$60,000**
- **Cleveland Metroparks Zoo Conservation Funds = \$43,099**

Action for Cheetahs Kenya

Action for Cheetahs Kenya (ACK) promotes the conservation of cheetahs through research, awareness, and community participation in Kenya. ACK works closely with local wildlife authorities and landholders to develop policies and programs that support wildlife conservation and human livelihoods for the long-term development of sustainable human and wildlife zones. ACK also works to evaluate cheetah habitats, to assess human interactions and tolerance in areas that support cheetah populations on ranchlands and wildlife dispersal areas.

- **Cleveland Zoological Society FFW Conservation Fund = \$5,000**

Gorilla Conservation Program

Cleveland Metroparks Zoo and Cleveland Zoological Society will contribute a total of \$107,305 in support of the Zoo’s Gorilla Conservation Program through the following partnerships and activities.

Zoo staff travel to Rwanda - Dian Fossey Gorilla Fund

As part of the Dian Fossey Gorilla Fund’s (DFGF) Memoirs Program, members of Zoo staff travel annually to Rwanda to conduct training for students from the University of Rwanda. The goal of this program is to help develop the next generation of conservation scientists in Rwanda. The Zoo team, led by Dr. Kristen Lukas, is a key part of this program, teaching and sharing their research expertise. DFGF is particularly interested in developing women in positions of science leadership, and Dr. Lukas supported this by leading development training with 15 women on the DFGF staff, as well as continued mentoring of Memoirs students. She also traveled to participate in the opening of the New Ellen DeGeneres Campus, including Cleveland Metroparks Zoo Interpretive Trails, and support DFGF’s continuing Gender Equity and Transformation work that began in 2021. This fall, Dr. Lukas became the Chair of the Dian Fossey Gorilla Fund Board and will continue her work to support the organization’s mission to save gorillas through

INFORMATION/BRIEFING ITEMS/POLICY (cont.)

daily gorilla protection, scientific research, training the next generation of conservationists in Africa, and helping local communities.

- **Cleveland Zoological Society FFW Conservation Fund = \$27,000**

Dian Fossey Gorilla Fund Core & Project Support

DFGF is dedicated to the conservation and protection of gorillas and their habitats in Africa through research, education, health, training and development initiatives. The Zoo works with DFGF to secure a future for gorillas.

DFGF was proud to open the doors of the new Ellen DeGeneres Campus this year. Located in the foothills of Rwanda's Volcanoes National Park, this new home represents the first permanent headquarters of the Fossey Fund in Rwanda. The new site boasts state-of-the-art labs, sustainable architecture, an interactive exhibit, indoor and outdoor classrooms, and a living laboratory featuring local flora. In addition to the long-lasting contribution this campus will have on gorilla conservation, it is also an investment in the livelihoods of local people through the jobs and ecotourism it has created.

- **Cleveland Zoological Society FFW Conservation Fund = \$35,000**

Dian Fossey Gorilla Fund Grauer's Gorilla Program Support

DFGF strives to protect endangered Eastern lowland gorillas, only found in in Democratic Republic of Congo (DRC). Fewer than 2,500 of these gorillas remain in wild. DFGFI is a long-standing partner of Cleveland Metroparks and a leader in gorilla conservation, representing the longest continuous gorilla conservation project in the world. DFGF is protecting 150 gorillas in the Nkuba-Biruwe Conservation Area in DRC using monitoring and protection programs modeled after proven programs that protect Mountain Gorillas in Rwanda. This year, the Fossey Fund announced that it increased the amount of land under its protection in the Democratic Republic of the Congo by 50%, from 1,583 square km to 2,379 square km., helping to make it a safer place for the 200-300 critically endangered Grauer's gorillas who reside there.

- **Cleveland Metroparks Zoo Conservation Funds = \$32,806**

Gorilla SAFE (Saving Animals From Extinction) – Cross River Gorilla

The AZA (Association of Zoos & Aquariums) SAFE program focuses the conservation potential within AZA accredited zoos and aquariums to increase our collective impact through work in the field and public engagement – leveraging our unique expertise, partnerships, and massive audiences to save species. Harnessing the power of AZA zoos and aquarium and our visitors, partners and donors, we are creating a movement for conservation that will increase conservation impact and public participation in conservation actions. This support targets work being done in Nigeria by the Wildlife Conservation Society to protect critically endangered Cross River Gorilla.

- **Cleveland Zoological Society FFW Conservation Fund = \$5,000**

Dian Fossey Gorilla Fund Women in Science

DFGF is dedicated to providing young African scientists with the skills they need to become future leaders in conservation, science, and education. As a female-founded and

INFORMATION/BRIEFING ITEMS/POLICY (cont.)

female-led organization, DFGF has a particular interest in seeing African women succeed and works to empower and support their efforts through training, scholarships, professional internships, and building capacity of the national parks staff.

- **Cleveland Zoological Society FFW Conservation Fund = \$5,000**

Giraffe Conservation Program

Cleveland Metroparks Zoo and Cleveland Zoological Society will contribute a total of \$94,435 in support of the Zoo's Giraffe Conservation Program through the following partnerships and activities.

Giraffe Conservation Foundation Core & Project Support

The Giraffe Conservation Foundation (GCF) is the only organization in the world focused solely on giraffe conservation. GCF is dedicated to the conservation of giraffe and works closely with African and international government and non-government organizations, universities, and other partners to conduct and promote giraffe conservation and support innovative research on giraffe ecology, genetics, conservation, and management. Two of the nine subspecies of giraffe are endangered and the need for accurate information about giraffe populations and conservation threats across the continent has never been more important.

After several years of drought conditions in northwest Namibia, rain resulted in an abundance of food and water and the birth of 15 giraffe calves - bringing the total to 446 individually identified giraffes in the area. In Uganda, GCF's translocation efforts have expanded the range of Nubian giraffe from only two populations in 2014 to five today. In four Ugandan protected areas, a total of 348 giraffe calves were born. Since 2015, the number of Nubian giraffe in Uganda has nearly doubled - from 1,220 to 2,001 recorded in September of 2022.

- **Cleveland Zoological Society Additional/One-time Funds (Maltz Fund) = \$60,000**
- **Cleveland Metroparks Zoo Conservation Funds = \$34,659**

Asian Turtle Conservation Program

Cleveland Metroparks Zoo and Cleveland Zoological Society will contribute a total of \$101,659 in support of the Zoos Asian Turtle Program and the following partnerships and activities.

Asian Turtle Program Core & Project Support

The Asian Turtle Program (ATP) was created by the Zoo in 2003 to address the major threats to turtles through a wide range of conservation, education and related activities that strengthen conservation efforts and foster local and regional conservation leadership. The program works with Asian government and non-governmental organizations, and other conservation institutions to confront the Asian turtle crisis in a direct and comprehensive way by implementing strategic interventions that safeguard priority globally threatened tortoise and freshwater turtle species in Indochina. The ATP carries out collaborative and targeted turtle conservation interventions, education and public

INFORMATION/BRIEFING ITEMS/POLICY (cont.)

awareness efforts, training of students and wildlife protection officers, and provides support for rescue and management of turtles confiscated from the wildlife trade through the Turtle Conservation Center in Cuc Phuong National Park.

This year ATP conducted interviews of rangers, retired traders, and hunters in Bach Ma, Vietnam to assess awareness and attitudes toward the critically endangered Bourett's box turtle and inform the development of outreach activities to protect it. ATP also continues its long-term efforts around protection of the critically endangered Swinhoe's Softshell Turtle, only three of which are known to exist- one in China and two found in Vietnam through the efforts of ATP. The ATP/IMC team continues to visit, monitor, and hire local counterparts at other potential sites to search for other individuals and utilize environmental DNA to help confirm their presence.

- **Cleveland Zoological Society FFW Conservation Fund = \$62,000**
- **Cleveland Metroparks Zoo Conservation Funds = \$34,659**

Turtle Survival Alliance

The goal of the TSA is to create a broad-based, international partnership network for the conservation and sustainable management of freshwater turtles and tortoises. TSA initiates and supports range country efforts in education and law enforcement, field research, identification of protected natural areas, and establishment of in-country rescue centers and genetically viable "assurance colonies" for endangered turtle species. The Zoo was a founding member in 2001 and the TSA is now the leading turtle conservation organization in the world - recognized as a global force for turtle conservation.

- **Cleveland Metroparks Zoo Conservation Funds = \$5,000**

Andean Bear Conservation Program

Cleveland Metroparks Zoo and Cleveland Zoological Society will contribute a total of \$136,378 in support of the Zoo's Andean Bear Conservation Program as part of its Andean Bear Conservation Alliance and the following partnerships and activities.

Andean Bear Conservation Alliance Core Program/Staff Support

The Zoo's Andean Bear Conservation Alliance (ABCA) was created in partnership with the Wildlife Conservation Society in 2010 to provide a cohesive, coordinated, efficient and effective approach to Andean bear conservation throughout its range. ABCA develops and implements new tools and protocols to evaluate and understand the distribution and status of Andean bear populations. We strengthen Andean bear conservation and monitoring through national, regional and local training efforts so that national parks and conservation professionals can utilize ABCA monitoring tools and establish Andean bear population monitoring programs. ABCA also facilitates the development of these local, regional, and national Andean bear monitoring programs and the creation and implementation of national strategies for Andean bear conservation. The ABCA Program and all projects on the ground in Colombia, Peru, Bolivia Ecuador, and Venezuela are managed by our ABCA Program Coordinator Robert Marquez, ABCA Senior Advisor Isaac Goldstein, and ABCA Manager, Kym Gopp.

INFORMATION/BRIEFING ITEMS/POLICY (cont.)

- **Cleveland Metroparks Zoo Conservation Funds = \$46,774**
- **Cleveland Zoological Society FFW Conservation Fund = \$36,507**

Andean Bear Conservation Alliance Core Program/Projects

ABCA is working collaboratively with national parks, government agencies, and other conservation partners to protect Andean bears and their habitats including studying bear populations in 37 protected areas across Colombia, Ecuador, Peru and Bolivia. ABCA monitoring tools and are continually refined in collaboration with Cornell University and other partners and are currently being used in more than a dozen protected areas across the Andean bear range and are the national standard for the National Park Systems of Colombia and Peru.

Key ABCA activities completed this year included a new training course on managing coexistence between large carnivores and people developed in partnerships with the National Natural Parks of Colombia (PNN Colombia), the National Service of Protected Areas of Peru (SERNANP), and the National Forest Service, and Wildlife of Peru (SERFOR). The online component of the course was attended by nearly 100 people representing 33 protected areas, 21 conservation areas, and 20 Universities and NGOs from Colombia and Peru. Additional training was completed as part of an intensive in-person Occupancy Monitoring Program Development workshop in the Yanachaga Chemillén National Park (Peru). The workshop was attended by 36 SERNANP officials and managers, representing eight protected areas with Andean bears and included the establishment of a new Andean bear monitoring program in the region.

- **Cleveland Zoological Society Funds - Additional (Scott Neotropical Fund) = \$44,603**

Andean Bear SAFE (Saving Animals From Extinction)

The AZA (Association of Zoos & Aquariums) SAFE program focuses the conservation potential within AZA accredited zoos and aquariums to increase our collective impact through work in the field and public engagement – leveraging our unique expertise, partnerships, and massive audiences to save species. Harnessing the power of AZA zoos and aquarium and our visitors, partners, and donors, we are creating a movement for conservation that will increase conservation impact and public participation in conservation actions. Significant progress has been made on the advancement of the Range Wide Priority Setting project for conservation of the Andean bear this year. This large-scale project will be coordinated by ABCA, WCS and other partners and will engage hundreds of stakeholders in Venezuela, Colombia, Ecuador, Peru, and Bolivia to protect vulnerable Andean Bear populations through strategic range-wide planning as well as habitat protection and connectivity.

- **Cleveland Zoological Society FFW Conservation Fund = \$3,493**
- **Cleveland Metroparks Zoo Conservation Funds = \$5,000**

INFORMATION/BRIEFING ITEMS/POLICY (cont.)**Illegal Wildlife Trade Mitigation Program**

Cleveland Metroparks Zoo and Cleveland Zoological Society will contribute a total of \$138,939 in support of the Zoo's Illegal Wildlife Trade Mitigation Program through the following partnerships and activities.

Education for Nature Vietnam

Education for Nature-Vietnam (ENV) works with law enforcement agencies to gather intelligence and investigate illegal wildlife trade cases and networks. ENV's National Wildlife Crime Hotline, outreach activities, and awareness campaigns actively engage the public in combating wildlife crime and reduce demand for wildlife products. Advocacy efforts promote stronger legislation and legal protection for wildlife. ENV's National Wildlife Protection Network - more than 4,000 volunteers in 32 province - monitor and survey consumer wildlife trade hotspots and conduct valuable investigations that have led to documentation and resolution of more than 10,000 cases of wildlife crime since 2005.

ENV is currently advancing legislation to create a "Clean List" which would designate exactly which species of animal are eligible to be farmed in Vietnam, making it more difficult for legal commercial wildlife farms to be involved in illegal laundering of animals. ENV's Wildlife Crime Unit receives an average of 8 new reports via their hotline every day. Of these, about 70% have resulted in successful outcomes (seizure of wildlife, arrest, and prosecution, as well as administrative penalty or voluntary compliance because of warnings issued by the authorities or ENV). ENV also has engaged wildlife trade conflict in the frontier of cyberspace, addressing 482 online advertisements and deactivating 22 online seller groups in 2022.

- **Cleveland Zoological Society FFW Conservation Fund = \$20,000**
- **Cleveland Metroparks Zoo Conservation Funds = \$12,674**

Little Fireface Project

The Little Fireface Project (LFP) protects slow lorises by studying their ecology and by conducting education, awareness and conservation projects aimed at addressing slow loris trade - empowering people locally and globally to help save this unique and threatened primate. In addition to pioneering field research and community-based conservation and awareness efforts, LFP has produced hundreds of valuable scientific, professional, and general publications, media and online resources on slow loris ecology and behavior, illegal wildlife trade, the even the effects of online video viewing behavior on public perceptions of slow loris and their conservation.

- **Cleveland Zoological Society FFW Conservation Fund = \$15,000**

Oxford Wildlife Trade Research Group/Little Fireface - Monitoring trade in wildlife

Indonesia's live animal trade is vast in scale and volume involved and poses an immense threat to the conservation of an ever-growing list of species. This collaborative project is conducting online studies based on systematic data collection, analysis, and distribution of results. These efforts document trade activity and trends over time, help target law enforcement efforts, and generate data-supported evidence of illegal trade routes and

INFORMATION/BRIEFING ITEMS/POLICY (cont.)

networks. This project is collecting and systematically analyzing data on the trade in the wildlife online, sharing data with key stakeholders and the public, and assessing and proposing possible solutions to help curb and better regulate trade.

- **Cleveland Zoological Society FFW Conservation Fund = \$15,000**

Danau Girang Field Center – Combating Illegal Wildlife Trade

Danau Girang Field Center has become increasingly involved in combating illegal wildlife trade in Malaysian Borneo. This latest project, “Combating illegal hunting and wildlife trafficking in Sabah” aims to reduce wildlife trafficking by improving the quality of prosecution and increasing the conviction of wildlife crimes in Sabah by having specialized teams within the Sabah Wildlife Department. These teams will work in close relationship with relevant agencies and stakeholders, generating key intelligence information, disseminating it through the most efficient channels, and securing and processing evidence locally for more expedient and effective processing of cases.

- **Cleveland Zoological Society FFW Conservation Fund = \$10,000**

African Wildlife Foundation – Conservation K9 Unit

Poaching is at an all-time high in Africa with elephants and rhinos targeted by well-funded and well-equipped poachers motivated by a lucrative illegal trade. African Wildlife Foundation’s K9 program trains and deploys detection dogs to critical trafficking hubs like airports and seaports to help law enforcement detect illegal wildlife products and head off traffickers before they can export illegal products. These highly trained dogs can detect even the smallest amounts of wildlife contraband and boast a 90 percent accuracy rate.

- **Cleveland Metroparks Zoo Conservation Funds = \$5,941**

African Wildlife Foundation – Wildlife Judicial and Prosecutorial Assistance Trainings

Wildlife Judicial and Prosecutorial Assistance Training helps strengthen cases against wildlife offenders. In addition to covering the application of national wildlife laws to individual cases of wildlife crime and various aspects of prosecution, these trainings outline how to handle, preserve, and present material evidence, and how to manage wildlife crime scene investigations. AWF has carried out 45 such trainings since 2015 targeting judicial officers, prosecutors, investigators, law enforcement and customs agents, and rangers benefitting more than 1,550 participants from 16 African countries.

- **Cleveland Metroparks Zoo Conservation Funds = \$5,941**

Wildlife Trafficking Alliance

The Wildlife Trafficking Alliance (WTA) is a coalition of leading non-profit organizations, companies, foundations, and media interests working together to reduce the purchase and sale of illegal wildlife products. Goals include raising public awareness on the wildlife trafficking crisis, reducing demand for wildlife products, and mobilizing companies to adopt best practices and educate consumers. The WTA and American Zoo and Aquarium Association (AZA) formally joined forces in 2018 in a united effort to fight the global epidemic in wildlife trafficking by expanding WTA efforts and better

INFORMATION/BRIEFING ITEMS/POLICY (cont.)

integrating important activities to combat wildlife trafficking into the broader mission of AZA and harness the reach of AZA member institutions.

- **Cleveland Zoological Society FFW Conservation Fund = \$25,000**

TRAFFIC International - TRAFFIC Bulletin

TRAFFIC, the wildlife trade monitoring network, is the leading non-governmental organization working globally on wildlife trade. TRAFFIC's mission is to ensure that trade in wild plants and animals is not a threat to the conservation of nature. The globally distributed TRAFFIC bulletin is the only journal devoted exclusively to wildlife trade issue and includes valuable news on the trade in wildlife resources, the latest in related legislation, investigations and seizures, and original global and regional reports.

- **Cleveland Metroparks Zoo Conservation Funds = \$5,000**

Tiger Conservation Campaign

The Tiger Conservation Campaign (TCC) focuses efforts on the three most threatened tigers, including the endangered Amur tiger in the Russian Far East. The Russian Far East is home to 95% of the world's remaining Amur tigers. Fewer than 500 animals remain in the wild. The TCC supports efforts to mitigate human-tiger conflicts and curb tiger poaching by holding anti-poaching teams accountable, providing incentives for good work, and generating information to improve patrolling efforts.

- **Cleveland Metroparks Zoo Conservation Funds = \$5,000**

International Rhino Foundation

For 25 years, the International Rhino Foundation (IRF) has championed the survival of the world's rhinos through conservation and research. IRF operates on-the-ground programs in all areas of the world where rhinos live in the wild, helping to secure viable populations of the five remaining rhino species and the communities that coexist with them. IRF protects particularly threatened rhino populations and their habitats in the wild. Conservation efforts for African rhinos include the Lowveld Rhino Conservation Program in Zimbabwe, and anti-poaching efforts in South Africa.

- **Cleveland Metroparks Zoo Conservation Funds = \$8,426**
- **Cleveland Zoological Society Additional/One-time Funds (Baby rhino naming) = \$10,956**

Collaborative Conservation Partnerships

Cleveland Metroparks Zoo and Cleveland Zoological Society will contribute a total of \$61,000 in support of collaborative conservation efforts supporting key conservation issues, activities and wildlife species targeted by the Zoo's Future for Wildlife Program through the following partnerships and activities.

Center for Conservation Peacebuilding

The Center for Conservation Peacebuilding (CPeace) is addressing the practical, urgent needs in human-wildlife conflict, on both the local and global scale, through a global partnership that supports greater collaboration on human-wildlife conflict & coexistence across disciplines, sites, institutions and policy areas. CPeace aims to prevent and

INFORMATION/BRIEFING ITEMS/POLICY (cont.)

mitigate human-wildlife conflicts by facilitating collaborative learning, innovation, scientific analysis and development of best practices and an active and engaged community of practice. CPeace's resources, tools, trainings and active community of practice are widely recognized as critically important resources for conservation practitioners dealing with human-wildlife coexistence issues around the world.

- **Cleveland Zoological Society FFW Conservation Fund = \$5,000**
- **Cleveland Metroparks Zoo Conservation Funds = \$5,000**

Kinabatangan Orangutan Conservation Program

The Kinabatangan Orangutan Conservation Program in Malaysian Borneo studies orangutans and their habitat in the Kinabatangan River forest, creates forest corridors, and employs local people to address human-wildlife conflict and create opportunities for sustainable livelihoods. The goal of the KOCP is to achieve long-term viability of orangutan populations by fostering harmonious relationships between people and the orangutan and promoting local socio-economic development compatible with conservation. The project studies and protects important secondary forest habitat and investigates the effects of habitat degradation and fragmentation. This sheds light on how orangutans cope with changes in their natural habitat and helps to develop important tools for conservation and realistic solutions for the long-term survival of wildlife in the area.

- **Cleveland Zoological Society FFW Conservation Fund = \$10,000**

UNITE for the Environment Uganda

UNITE for the Environment is a conservation education and teacher training program conducted by the North Carolina Zoo. UNITE currently focuses on conservation education in Kibale National Park. UNITE's mission is to conserve wild areas in and around Kibale National Park by inspiring the next generation of Ugandan conservationists and fostering an appreciation of nature and wildlife in rural communities. UNITE has four full-time staff in Bigodi, Uganda who work on a daily basis with teachers and students in rural communities in the Kibale National Park area. By having staff on the ground 365 days a year they are able to measure and work to increase the impact and scope of conservation education activities.

- **Cleveland Zoological Society FFW Conservation Fund = \$15,000**

AZA Conservation Grants Fund

The AZA Conservation Grants Fund (CGF) supports the cooperative conservation-related scientific and educational initiatives of AZA-accredited zoos and aquariums. CGF grants are awarded in the categories of animal health, animal welfare, conservation education, field conservation, management/captive breeding, and research. AZA-accredited zoos and aquariums of all sizes, including Cleveland Metroparks Zoo have received CGF grants. Many grants have been awarded to collaborations among AZA-accredited institutions; state, federal and international wildlife agencies; academia; and major conservation NGOs. The program has provided more than \$7 million to over 400 projects worldwide since 1991.

- **Cleveland Zoological Society FFW Conservation Fund = \$2,000**

INFORMATION/BRIEFING ITEMS/POLICY (cont.)**Snow Leopard Trust**

The Snow Leopard Trust (SLT) is the oldest and largest snow leopard conservation organization in the world. The Zoo participates in the “Natural Partnerships Program” which brings the global Zoo community and the SLT together in a united effort to ensure the survival of the endangered snow leopard. Through this program we support high priority conservation projects identified and implemented by SLT staff in snow leopard range countries, including China, India, Kyrgyzstan, Mongolia and Pakistan. SLT projects in remote monitoring of snow leopards using camera traps has recently been highlighted in a high-profile tech TV commercial explaining how artificial intelligence software is helping to quickly analyze and classify thousands of these camera trap images.

- **Cleveland Zoological Society FFW Conservation Fund = \$5,000**

Red Panda Conservation Network

Red Panda Conservation Network (RPN) develops community-based initiatives that protect red panda and their habitats and benefit the livelihoods of local people. RPN works with local communities to protect and restore red panda habitat, monitor red pandas and their bamboo forest habitat and increase red panda awareness among local communities. The Forest Guardian program, along with ecotourism, anti-poaching network, alternative energy production, organic farming and medicinal plant cultivation programs enhance local livelihoods and foster red panda stewardship.

- **Cleveland Metroparks Zoo Conservation Funds = \$5,000**

Tree Kangaroo Conservation Program

For over a decade the Tree Kangaroo Conservation Project TKCP has been working with local landowners in Papua New Guinea to create and manage the country’s first Conservation Area, encompassing pristine cloud forest and endangered tree kangaroo habitat. TKCP has grown and evolved over the years from a conservation research project into a holistic program, addressing the goals of species and habitat protection through a community-based approach, involving local landowners in decision-making and providing communities with real and tangible conservation benefits.

- **Cleveland Zoological Society FFW Conservation Fund = \$5,000**

IUCN CPSG

The Conservation Planning Specialist Group (CPSG) is a specialist group of the International Union for the Conservation of Nature (IUCN) whose mission is to save threatened species by increasing the effectiveness of conservation efforts worldwide. CPSG efforts include developing and disseminating innovative and interdisciplinary science-based tools and methodologies, providing culturally sensitive and respectful facilitation that results in conservation action plans, and promoting global partnerships and collaborations that support species conservation.

- **Cleveland Zoological Society FFW Conservation Fund = \$2,000**

INFORMATION/BRIEFING ITEMS/POLICY (cont.)

Amphibian Ark

The Amphibian Ark is a joint effort of the World Association of Zoos and Aquariums (WAZA), the IUCN SSC Conservation Breeding Specialist Group (CBSG), and the Amphibian Specialist Group (ASG). AArk works to ensure the survival and diversity of amphibian species focusing on those that cannot currently be safe guarded in their natural environments. AArk partners evaluate the conservation needs for amphibian species and regions; develop and implement amphibian conservation training programs for individuals and institutions; and promote awareness and action on behalf of amphibian conservation.

- **Cleveland Zoological Society FFW Conservation Fund = \$2,000**

Madagascar Fauna and Flora Group

The MFG is an international non-government organization that brings together zoos, aquariums, botanical gardens and related institutions for the united purpose of conserving Madagascar’s biodiversity. In operation since 1988, the MFG includes AZA zoo professionals, field biologists, Malagasy government officials and regional and local communities working together to promote the conservation of Madagascar. The MFG is a holistic and integrated program that works to conserve Madagascar’s unique biodiversity through research, environmental education, capacity-building and conservation action.

- **Cleveland Metroparks Zoo Conservation Funds = \$5,000**

2022 Zoo Conservation Funds	CZS Funds	CMZ FFW Funds
Lion & Cheetah Conservation		
Ruaha Carnivore Project	\$60,000	\$43,099
Action for Cheetahs Kenya	\$5,000	
Gorilla Conservation		
Dian Fossey Gorilla Fund (DFGF)	\$35,000	
Zoo staff travel to Rwanda	\$27,000	
DFGF Grauer's Gorilla Protection		\$32,806
Gorilla SAFE - Cross River Gorilla	\$5,000	
DFGF Gorilla Fund Women in Science	\$5,000	
DFGF Gorilla Thermoregulation and Heart Health		\$2,499
Dian Fossey Gorilla Fund (DFGF)	\$35,000	
Giraffe Conservation		

INFORMATION/BRIEFING ITEMS/POLICY (cont.)

2022 Zoo Conservation Funds	CZS Funds	CMZ FFW Funds
Giraffe Conservation Foundation	\$60,000	\$34,435
Asian Turtle Conservation		
Asian Turtle Program Core/Project Support & Turtle Centre	\$62,000	\$34,659
Turtle Survival Alliance	\$5,000	
Andean Bear Conservation		
ABCA Core Program/Staff		\$46,774
ABCA Core Program/Projects	\$81,110	
Andean Bear SAFE	\$3,493	\$5,000
Illegal Wildlife Trade (IWT) Mitigation Program		
Education for Nature Vietnam	\$20,000	\$12,674
Little Fireface Project (LFP)	\$15,000	
Oxford Wildlife Trade Research Group/LFP IWT Project	\$15,000	
Danau Girang Field Centre IWT Project	\$10,000	
African Wildlife Foundation (AWF) K9 Unit		\$5,941
AWF Judicial & Prosecutorial Assistance Trainings		\$5,941
AZA-Wildlife Trafficking Alliance	\$25,000	
TRAFFIC - Bulletin		\$5,000
Tiger Conservation Campaign		\$5,000
International Rhino Foundation	\$10,956	\$8,426
Collaborative Conservation Partnerships		
Center for Conservation Peacebuilding	\$5,000	\$5,000
HUTAN/Kinabatangan Orangutan Conservation Program	\$10,000	
UNITE for the Environment Uganda	\$15,000	
AZA Conservation Grants Fund	\$2,000	
Snow Leopard Trust	\$5,000	
Red Panda Conservation Network		\$5,000
Tree Kangaroo Conservation Project	\$5,000	
IUCN CPSG	\$2,000	

INFORMATION/BRIEFING ITEMS/POLICY (cont.)

2022 Zoo Conservation Funds	CZS Funds	CMZ FFW Funds
Amphibian Ark	\$2,000	
Madagascar Fauna Group		\$5,000
TOTALS	\$490,559	\$257,255
TOTAL FUNDS	\$747,814	

(g) *GIS Enhancements to Support Park District Initiatives*
(Originating Sources: Laura Schuch, PhD., GIS Manager)

Geographic Information Systems (GIS) technologies have been supporting Park District initiatives for over 20 years. On November 15, Cleveland Metroparks celebrated GIS Day, a virtual event which highlights the ways in which 11 staff (from five departments) are currently leveraging geospatial technology through natural surface trail mapping, 360-degree walk-throughs of trails, drone imagery, 3D modeling and rendering, natural resource mapping and analysis, and web applications. The most recent addition to Cleveland Metroparks’ GIS toolbox is a web mapping application for internal use, MapStore, which facilitates access to data, promotes security of data and provides tools to interact with data in new ways through dashboards and interactive GeoStories. Future enhancements to GIS include integration of GIS databases and utility mapping. GIS staff will provide a summary to the Board of the initiatives underway.

CLEVELAND METROPARKS
Appropriation Summary - 2022

Object Code	Object Description	Original Budget			Total Prior Budget Amendments	Proposed Amendment #11 11/17/2022	Total
		Baseline Budget	Carry Over Encumbrances	Total			
OPERATING							
51	Salaries	\$ 59,806,913	\$ -	\$ 59,806,913	\$ 105,368	\$ -	\$ 59,912,281
52	Employee Fringe Benefits	19,059,340	397,108	19,456,448	331,164	(1,951,219) A	17,836,393
53	Contractual Services	15,366,699	5,491,290	20,857,989	(42,972)	100,916 B	20,915,933
54	Office Operations	25,134,495	3,531,243	28,665,738	679,974	278,767 C	29,624,479
	Operating Subtotal	119,367,447	9,419,641	128,787,088	1,073,534	(1,571,536)	128,289,086
CAPITAL							
571	Capital Labor	800,000	-	800,000	-	-	800,000
572	Capital Construction Expenses	25,598,296	7,601,218	33,199,514	22,549,477	1,668,727 D	57,417,718
574	Capital Equipment	3,656,575	1,435,810	5,092,385	705,126	79,300 E	5,876,811
575	Zoo Animals	75,000	-	75,000	-	-	75,000
576	Land	2,078,500	39,800	2,118,300	-	-	2,118,300
	Capital Subtotal	32,208,371	9,076,828	41,285,199	23,254,603	1,748,027	66,287,829
TOTALS							
Grand totals		\$ 151,575,818	\$ 18,496,469	\$ 170,072,287	\$ 24,328,137	\$ 176,491	\$ 194,576,915

OPERATING

52 FRINGE BENEFITS

\$ (1,951,219) Transfer of appropriations from Hospitalization Expense to Capital Project Expenses
 Net budget effect is zero

A \$ (1,951,219) Total increase (decrease) to Fringe Benefits

53 CONTRACTUAL SERVICES

\$ 27,816 Transfer of appropriations from Capital Project Expenses to Claims and Settlements to cover a settlement
 Net budget effect is zero

\$ 15,000 Increase in restricted fund appropriations for Claims and Settlements to cover a settlement
 Appropriation increase will be covered by a vendor reimbursement

\$ 17,500 Transfer of appropriations from Capital Projects to Other Contractual Services for Finance audit software
 Net budget effect is zero

\$ 29,000 Transfer of appropriations from Capital Projects to Other Contractual Services for Retail POS
 Net budget effect is zero

\$ 3,500 Increase in appropriations for Veterinary Consulting for the Zoo
 Appropriation increase will be covered by existing restricted funds

\$ 5,000 Increase in appropriations for Lab Fees for the Zoo
 Appropriation increase will be covered by existing restricted funds

\$ 25,000 Increase in appropriations for Other Contractual Services for the Green Initiatives program
 Appropriation increase will be covered by existing restricted funds

\$ (26,600) Transfer of appropriations from Other Contractual Services to Technology Equipment and Office Furniture/Equipment
 for P&D needs
 Net budget effect is zero

\$ 25 Transfer of appropriations from Books and Publications to Maintenance Service Contracts for the Police Department
 Net budget effect is zero

\$ 3,375 Transfer of appropriations from Capital Contracts to Other Contractual Services for the Planning and Design Department
 Net budget effect is zero

\$ (2,400) Transfer of appropriations from Other Contractual Services to Minor Computer Equipment for the Planning and Design
 Department
 Net budget effect is zero

\$ 3,700 Transfer of appropriations from Training/Conferences Expense to Other Contractual Services for the Development
 Department
 Net budget effect is zero

B \$ 100,916 Total increase (decrease) to Contractual Services

54 OFFICE OPERATIONS

\$ (533) Transfer of appropriations from Business Meeting Expense to Capital Contracts for Sleepy Hollow Turf
 Net budget effect is zero

\$ 5,000 Increase in restricted fund appropriations for property maintenance supplies for legacy benches and repairs
 Appropriation increase will be covered by the existing cash balance in the restricted fund

\$ 7,325 Transfer of appropriations from Capital Projects to Minor Computer Equipment for Retail POS hardware
 Net budget effect is zero

\$ 150,000 Transfer of appropriations from Capital Projects to Gasoline/Diesel Fuel for Park Operations fuel
 Net budget effect is zero

\$ 5,000 Increase in appropriations for Program Supplies for Wellness Initiatives
 Appropriation increase will be covered by new restricted funds

\$ (1,500) Transfer of appropriations from Program Supplies to Technology Equipment for the Development Department
 Net budget effect is zero

Appropriations 2022 - Legend - Amendment #11

\$	(3,200)	Transfer of appropriations from Printing Supplies to Technology Equipment for the Development Department Net budget effect is zero
\$	30,000	Increase in appropriations for Sponsorship Expense for the Zoo Appropriation increase will be covered by existing restricted funds
\$	8,000	Increase in appropriations for Sponsorship Expense for the Zoo Appropriation increase will be covered by existing restricted funds
\$	5,000	Increase in appropriations for Minor Computer Equipment for the Zoo Appropriation increase will be covered by existing restricted funds
\$	5,000	Increase in appropriations for Animal Care for the Zoo Appropriation increase will be covered by existing restricted funds
\$	20,000	Increase in appropriations for Animal Food for the Zoo Appropriation increase will be covered by existing restricted funds
\$	5,000	Increase in appropriations for Research Supplies for the Zoo Appropriation increase will be covered by existing restricted funds
\$	(25)	Transfer of appropriations from Books and Publications to Maintenance Service Contracts for the Police Department Net budget effect is zero
\$	15,000	Increase in appropriations for Plant Material for Park Operations Appropriation increase will be covered by existing restricted funds
\$	2,400	Transfer of appropriations from Other Contractual Services to Minor Computer Equipment for the Planning and Design Department Net budget effect is zero
\$	30,000	Increase in appropriations for Miscellaneous Animal Food for the Zoo Appropriation increase will be covered by existing restricted funds
\$	(3,700)	Transfer of appropriations from Training/Conferences Expense to Other Contractual Services for the Development Department Net budget effect is zero

C	\$	<u>278,767</u>	Total increase (decrease) to Office Operations
----------	----	----------------	--

\$	<u>(1,571,536)</u>	TOTAL INCREASE (DECREASE) TO OPERATIONS
----	--------------------	--

CAPITAL

572 CAPITAL CONSTRUCTION EXPENSES

- \$ (27,816) Transfer of appropriations from Capital Project Expenses to Claims and Settlements to cover a settlement
Net budget effect is zero

- \$ 1,400,000 Transfer of appropriations from Hospitalization to Capital Project Expense for the Hawthorn Bridge replacement
Net budget effect is zero

- \$ 551,210 Transfer of appropriations from Hospitalization to Capital Project Expense for Admin projects
Net budget effect is zero

- \$ (233,825) Transfer of appropriations from Capital Projects to Other Contractual Services, Minor Computer Equipment, Miscellaneous Capital Equipment, and Gasoline/Diesel Fuel
Net budget effect is zero

- \$ (18,000) Transfer of appropriations from Capital Projects to Office Furniture/Equipment for P&D needs at OEC Management Center
Net budget effect is zero

- \$ (3,375) Transfer of appropriations from Capital Contracts to Other Contractual Services for the Planning and Design Department
Net budget effect is zero

- \$ 533 Transfer of appropriations from Business Meeting Expense to Capital Contracts for Sleepy Hollow Turf
Net budget effect is zero

D	\$ 1,668,727	Total increase (decrease) to Capital Construction Expenses
----------	--------------	--

574 CAPITAL EQUIPMENT

- \$ 30,000 Transfer of appropriations from Capital Projects to Miscellaneous Capital Equipment for P&D equipment
Net budget effect is zero

- \$ 18,000 Transfer of appropriations from Capital Contracts to Office Furniture/Equipment for P&D needs at the OEC Management Center
Net budget effect is zero

- \$ 4,700 Transfer of appropriations from Program Supplies and Printing Supplies to Technology Equipment for the Development Department
Net budget effect is zero

- \$ 10,300 Transfer of appropriations from Contractual Services to Technology Equipment for P&D needs
Net budget effect is zero

- \$ 16,300 Transfer of appropriations from Contractual Services to Office Furniture/Equipment for the P&D needs
Net budget effect is zero

E	\$ 79,300	Total increase (decrease) to Capital Equipment
----------	-----------	--

\$ 1,748,027 TOTAL INCREASE (DECREASE) TO CAPITAL

\$ 176,491 GRAND TOTAL - INCREASE (DECREASE) FOR AMENDMENT

2023 RATES & USER FEES

DESCRIPTION	GOLF DURING PEAK USE (MARCH-OCTOBER)	2022 RATES	PROPOSED 2023 RATES
BIG MET/SENECA/SHAWNEE HILLS			
Greens Fees	18-hole Weekdays (Monday-Thursday)	\$28	\$28
	9-hole Weekdays (Monday-Thursday)	\$16	\$16
	18-hole Friday before 2 pm	-	\$31
	9-hole Friday before 2 pm	-	\$18
	18-hole Friday after 2 pm	-	\$28
	9-hole Friday after 2 pm	-	\$16
	18-hole Weekends/Holidays before 2 pm	\$34	\$34
	9-hole Weekends/Holidays before 2 pm	\$20	\$21
	18-hole Weekends/Holidays after 2 pm	\$28	\$31
	9-hole Weekends/Holidays after 2 pm	\$16	\$18
	Jr./Sr. 18-hole Weekdays (Monday-Thursday)	\$18	\$18/\$21
	Jr./Sr. 9-hole Weekdays (Monday-Thursday)	\$11	\$10/\$13
	Jr./Sr. 18-hole Friday before 2pm	-	\$18/\$24
	Jr./Sr. 9-hole Friday before 2pm	-	\$10/\$15
	Jr./Sr. 18-hole Friday after 2 pm	-	\$18/\$21
	Jr./Sr. 9-hole Friday after 2pm	-	\$10/\$13
	Jr./Sr. 18-hole Weekends/Holidays after 2pm	-	\$18/\$24
	Jr./Sr. 9-hole Weekends/Holidays after 2pm	-	\$10/\$15
	Par 3 Weekdays (SHAWNEE ONLY)	\$11	\$12
	Par 3 Weekends/Holidays (SHAWNEE ONLY)	\$13	\$14
	Jr./Sr. Par 3 Weekdays Only (SHAWNEE ONLY)	\$8	\$7/\$8
	9-hole Replay Weekdays	\$12	\$12
	18-hole Replay Weekdays	-	\$18
9-hole Replay Weekends/Holidays before 2pm	\$14	\$14	
18-hole Replay Weekends/Holidays before 2pm	-	\$20	
Spectator (Walking) with signed waiver	\$5	\$0	
USGA Handicap Service	Handicap Fee	\$40	\$45
Foot Golf (Shawnee Hills Only)	18-hole Regular	\$11	\$11
	18-hole Weekends/Holidays before 2pm	\$13	\$13
	Jr./Sr. 18-hole Weekdays, Weekends/Holidays after 2pm	\$8	\$8
Power Cars	9-hole (per player/spectator; includes tax)	\$8	\$8
	18-hole (per player/spectator; includes tax)	\$14	\$14
	Extra 9-hole (per player/spectator; includes tax)	\$6	\$8
	Extra 18-hole (per player/spectator; includes tax)	-	\$14
Hand Carts	9-holes	\$5	\$5
	18-holes	\$7	\$7
Club Rentals	9-hole regular clubs	\$10	\$10
	18-hole regular clubs	\$19	\$19
	9-hole junior clubs	\$7	\$5
	18-hole junior clubs	\$10	\$8
Soccer Ball/ Foot Golf Rental (Shawnee Hills Only)	Soccer Ball Rental	\$4	\$4

DESCRIPTION	GOLF DURING PEAK USE (MARCH-OCTOBER)	2022 RATES	PROPOSED 2023 RATES
Driving Range (Shawnee Hills Only)	Small/Medium/Large	\$5/\$8/\$12	\$5/\$9/\$13
Golf Pro Lessons	Individual (Clubhouse Manager/PGA Pro)	\$35/half hr. \$55/hr.	\$35/\$55 half hr. \$55/\$85 hr.
	Group Lesson, Two Students (Clubhouse Manager/PGA Pro)	\$30 each/half hr. \$45 each hr.	\$30/\$45 each half hr. \$45/\$75 each hr.
	Group Lesson, Three Students (Clubhouse Manager/PGA Pro)	\$25 each/half hr. \$35 each hr.	\$25/\$35 each half hr. \$35/\$60 each hr.
Golf Outings	Tee time or Shotgun Events	Maximum \$80 Greens & Cart Fees/Additional fees for food and beverage	Variable
Ski Rentals (Big Met Only)	Cross Country Ski Rental – Adult Weekdays	\$10 first hr., \$5 each extra hr.	\$12 first hr., \$7 each extra hr.
	Cross Country Ski Rental – Child (12 & under), Weekdays	\$7 first hr., \$3 each extra hr.	\$7 first hr., \$3 each extra hr.
	Cross Country Ski Rental – Adult, Weekends & Holidays	\$12 first hr., \$5 each extra hr.	\$14 first hr., \$7 each extra hr.
	Cross Country Ski Rental –Child (12 & under), Weekends & Holidays	\$8 first hr., \$3 each extra hr.	\$8 first hr., \$3 each extra hr.
Snowshoe Rentals (Big Met Only)	Snowshoe Rental – Adult, Weekdays	\$8 first hr., \$3 each extra hr.	\$10 first hr., \$5 each extra hr.
	Snowshoe Rental – Child (12 & under) Weekdays	\$5 first hr., \$2 each extra hr.	\$5 first hr., \$2 each extra hr.
	Snowshoe Rental – Adult, Weekends/Holidays	\$10 first hr., \$3 each extra hr.	\$12 first hr., \$5 each extra hr.
	Snowshoe Rental – Child (12 & under), Weekends/Holidays	\$6 first hr., \$2 each extra hr.	\$6 first hr., \$2 each extra hr.
Clubhouse Room Rental	Year Round	See Concessions	See Concessions
LITTLE MET/MASTICK WOODS/WASHINGTON			
Greens Fees	9-hole Weekdays	\$12	\$13
	9-hole Weekends/Holidays before 2 pm	\$14	\$15
	9-hole Weekends/Holidays after 2 pm	\$12	\$13
	Jr./Sr. 9-hole Weekdays	\$8	\$7/\$9
	Jr./Sr. 9-hole Weekends/Holidays after 2 pm	\$8	\$7/\$9
	9-hole Replay (Space Available) Weekdays; Weekends/Holidays before 2 pm	-	\$7
	9-hole Replay (Space Available) Weekdays; Weekends/Holidays after 2 pm	-	\$5
	First Tee Junior 9-hole Weekdays Only (Washington Only)	-	\$1
	Spectator (Walking)	\$5	\$0
Foot Golf (Mastick Woods Only)	18-hole Regular	\$11	\$11
	18-hole Weekends/Holidays	\$13	\$13

DESCRIPTION	GOLF DURING PEAK USE (MARCH-OCTOBER)	2022 RATES	PROPOSED 2023 RATES
Power Cars	9-hole (per player/spectator; includes tax)	\$8	\$8
Hand Carts	9-hole	\$5	\$5
Club Rentals	9-hole regular clubs	\$10	\$10
	9-hole jr. clubs	\$7	\$5
Soccer Ball Foot Golf Rental (Mastick Woods Only)	Soccer Ball Rental	\$4	\$4
Driving Range (Washington Only)	Small/Medium/Large	\$5/\$8/\$12	\$5/\$9/\$13
Short Game Practice Area/ Putting Green (Washington Only)	Short Game Area – Ball Stem and one hour use	\$5	\$6
	Short Game Combo-Ball Stem Combo Tube (one hour use & driving range)	\$7	\$8
Golf Pro Lessons	Individual – Clubhouse Manager or Lead Instructor/PGA Head Professional	\$35 half hr.	\$35/\$55 half hr. \$55/\$85 hr.
	Group Lesson, Two Students - Clubhouse Manager or Lead Instructor/PGA Head Professional	\$30 each/half hr. \$45 each/hr.	\$30/\$45 each half hr. \$45/\$75 each hr.
	Group Lesson, Three Students - Clubhouse Manager or Lead Instructor/PGA Head Professional	\$25 each/half hr. \$35/hr.	\$25/\$35 each half hr. \$35/\$60 each hr.
Golf Outings	Tee time or Shotgun Events	Maximum \$35 Greens & Cart Fees/Additional fees for food and beverage	Variable
MANAKIKI/SLEEPY HOLLOW			
Greens Fees	18-hole Weekdays, (Monday-Thursday)	\$34	\$34
	9-hole Weekdays, (Monday-Thursday)	\$19	\$19
	18-hole Friday before 2 pm	\$41	\$41
	9-hole Friday before 2 pm	\$24	\$24
	18-hole Friday after 2 pm	\$34	\$34
	9-hole Friday after 2 pm	\$19	\$19
	18-hole Weekends/Holidays before 2 pm	\$47	\$47
	9-hole Weekends/Holidays before 2 pm	\$27	\$27
	18-hole Weekends/Holidays after 2 pm	\$34	\$41
	9-hole Weekends/Holidays after 2 pm	\$19	\$21
	Jr./Sr. 18-hole Weekdays (Mondays-Thursday)	\$21	\$21/\$24
	Jr./Sr. 9-hole Weekdays (Monday-Thursday)	\$13	\$13/\$15
	Jr./Sr. 18-hole Friday before 2 pm	\$21	\$21/\$27
	Jr./Sr. 9-hole Friday before 2 pm	\$13	\$15/\$18
	Jr./Sr. 18-hole Friday after 2 pm	\$21	\$21/\$24
	Jr./Sr. 9-hole Friday after 2 pm	\$13	\$13/\$15
	Jr./Sr. 18-hole Weekends/Holidays after 2 pm	\$21	\$21/\$27
	Jr./Sr. 9-hole Weekends/Holidays after 2 pm	\$13	\$15/\$18
	9-hole Replay Weekdays, Weekends/Holidays after 2 pm	\$15	\$16
	18-hole Replay Weekdays, Weekends/Holidays after 2	-	\$25

DESCRIPTION	GOLF DURING PEAK USE (MARCH-OCTOBER)	2022 RATES	PROPOSED 2023 RATES
	pm		
	9-hole Replay Weekends/Holidays before 2 pm	\$17	\$20
	18-hole Replay Weekends/Holidays before 2 pm	-	\$32
	Jr./Sr. 9-hole Replay Weekdays, Weekends/Holidays after 2 pm	\$9	\$9/\$11
	Jr./Sr. 18-hole Replay Weekdays, Weekends/Holidays after 2 pm	-	\$11/\$15
	Spectator (Walking) with signed waiver	\$5	\$0
USGA Handicap Service	Handicap Fee	\$40	\$45
	Practice Tee - Manakiki	\$5	\$5
Power Cars	9-hole (per player/spectator; includes tax)	\$8	\$8
	18-hole (per player/spectator; includes tax)	\$14	\$14
	Extra 9-hole (per player/spectator; includes tax)	\$6	\$8
	Extra 18-hole (per player/spectator; includes tax)	-	\$14
Hand Carts	9-hole	\$5	\$5
	18-hole	\$7	\$7
Club Rental	9-hole regular clubs	\$10	\$10
	18-hole regular clubs	\$19	\$19
	9-hole premium club rental	\$15	\$20
	18-hole premium club rental	\$30	\$35
	9-hole junior clubs	\$7	\$5
	18-hole junior clubs	\$10	\$5
Driving Range (Sleepy Hollow Only)	Small/Medium/Large	\$5/\$8/\$12	\$5/\$9/\$13
Golf Pro Lessons	Individual-Clubhouse Manager/PGA Head Professional	\$55/half hr. \$85/hr.	\$55/half hr. \$85/hr.
	Group Lesson, Two Students - Clubhouse Manager/PGA Head Professional	\$45 each/half hr. \$75 each/hr.	\$45 each/half hr. \$75 each/hr.
	Group Lesson, Three Students Clubhouse Manager/PGA Head Professional -	\$35 each/half hr. \$60 each/hr.	\$35 each/half hr. \$60 each/hr.
Golf Outings	Tee time or Shotgun Events	Maximum \$100 Greens & Cart Fees/Additional fees for food and beverage	Variable
ALL COURSES			
Bonus Rounds Loyalty Program	Bonus Rounds Loyalty Program	\$30	\$30
GOLF CONCESSIONS			
Concession	<i>Menu prices will fluctuate with suppliers, market value, availability and brands; however, prices will be set at fair and equitable value. Menu prices will be determined at the beginning of each respective season and will be available upon request.</i>		
Canopy Rental	Shawnee Hills & Seneca	\$50 fee waived with \$100 concession purchase	

DESCRIPTION	GOLF DURING PEAK USE (MARCH-OCTOBER)	2022 RATES	PROPOSED 2023 RATES
	Big Met Grille Terrace Rental	\$100 an hr., or \$600 for 6 hrs or more. Fee waived for golf outings that purchase greens fees, along with food & beverage.	
	Sleepy Hollow Valley View Rental	\$125 an hr., or \$750 for 6 hrs or more. Fee waived for golf outings that purchase greens fees along with food & beverage.	
	<p><i>Rates for juniors (17 & under) and seniors (persons age 60 and over) apply all day, Monday thru Friday, and weekends and holidays after 2 pm from the opening of the course through Tuesday after Columbus Day. Replay rates are space available.</i></p> <p><i>Leagues are eligible for Bonus Rounds; however, individual golfers must each buy a membership. Individual golf outings, league or shotgun rates may vary based on course availability and/or market at the discretion of the Director of Golf Operations.</i></p> <p><i>“Spring/Fall” and discounted rates (up to and including the fall rate) are dependent on weather, course conditions and market.</i></p> <p><i>Note: Power car, hand cart and club rentals include sales tax. Golf outings/small group outings must be scheduled in advance by contract.</i></p> <p><i>Price modification can be initiated by the Director of Golf Operations when utilizing marketing solutions like “Golf Now” or CMP website.</i></p>		

DESCRIPTION	DURING LOW USE (SPRING/FALL)	2022 RATES	PROPOSED 2023 RATES
BIG MET/SENECA/SHAWNEE HILLS			
Greens Fees	9-hole Weekends/Holidays	\$12	\$14
	9-hole Weekday	\$12	\$12
	18-hole Weekends/Holidays	\$21	\$23
	18-hole Weekday	\$21	\$21
	9-hole Replay Weekdays, Weekends/Holidays	\$9	\$10
	18-hole Replay Weekdays, Weekends/Holidays	-	\$15
	Jr./Sr. 9-hole Weekdays, Weekends/Holidays	\$10	\$10/\$11
	Jr./Sr. 18-hole Weekdays, Weekends/Holidays	\$16	\$14/\$16
	Jr./Sr. 9-hole Replay Weekdays, Weekends/Holidays	\$7	\$7/\$9
Par 3 (Shawnee Hills Only)	9-holes (All Golfers)	\$8	\$9
Foot Golf (Shawnee Hills Only)	18-hole (All Golfers)	\$8	\$9
LITTLE MET/MASTICK WOODS/WASHINGTON			
Greens Fees	9-hole Weekdays, Weekends/Holidays (All Golfers)	\$9	\$10
Foot Golf (Mastick Woods Only)	18-hole (All golfers)	\$8	\$9
MANAKIKI/SLEEPY HOLLOW			
Greens Fees	9-hole Weekdays	\$15	\$15
	9-hole Weekends	\$16	\$18
	18-hole Weekdays	\$24	\$24
	18-hole Weekends	\$26	\$27
	9-hole Replay Weekdays, Weekends/Holidays	\$9	\$9
	18-hole Replay Weekdays, Weekends/Holidays	\$18	\$18
	Jr./Sr. 9-hole Weekdays	\$12	\$12/\$13
	Jr./Sr. 9-hole Weekends	\$13	\$12/\$15
	Jr./Sr. 18-hole Weekdays	\$19	\$16/\$19
	Jr./Sr. 18-hole Weekends	\$21	\$18/\$22
	Jr./Sr. 9-hole Replay Weekdays, Weekends/Holidays	\$8	\$8
	Jr./Sr. 18-hole Replay (Space Available) Weekdays, Weekends/Holidays	-	\$12

2023 RATES & USER FEES

DESCRIPTION	ZOO	2022 RATES	PROPOSED 2023 RATES	
Admissions	Adult (ages 12 and over)	\$18.00*	\$19.50*	
	Senior (ages 62 and over)	\$16.00*	\$17.50*	
	Junior (ages 2 to 11)	\$14.00*	\$15.50*	
	Child (under 2 years of age)	Free	Free	
	Zoo Society members <i>(general membership fees are remitted to Cleveland Metroparks semi-annually)</i>	Free	Free	
	In-County School Groups – Ages 2-17	\$2.00**	\$4.00**	
	In-County School Group Chaperones – Ages 18+	\$2.00**	\$4.00**	
	Out-of-County School Groups – Ages 2-17	\$6.50	\$8.00	
	Out-of-County School Group Chaperones – Ages 18+	\$6.50	\$8.00	
	Youth Groups – Ages 2- 17	\$6.50	\$8.00	
	Youth Group Chaperones – Ages 18+	\$6.50	\$8.00	
	Groups	\$12.00-13.00	\$14.00-\$15.00	
	Walks and Runs	\$6.00-\$12.00	\$8.00-\$13.00	
	Military (and immediate family)	\$11.00	\$12.50	
	Reciprocal Zoo Membership	\$10.00	\$12.00	
	Rainforest Admission on Free Monday	\$6.00	\$7.50	
	<i>Free Hours: Residents of Cuyahoga County and Hinckley Township of Medina County will receive fee-exempt Zoo only admission on Mondays except legal holidays that fall between Memorial Day-Labor Day.</i>			
Giraffe Feeding	General Public (ages 2 and older)	\$2.50 (3 for \$6)	\$2.50 (3 for \$6)	
	Zoo Society Members	\$2.50 (3 for \$6)	\$2.50 (3 for \$6)	
Packages	<i>Admission to Zoo and The RainForest, selected food packages. Arrangements are made in advance through the Special Events and Experiences office, maximum of 20 guests. (Aramark remits food sales monthly).</i>			
	Birthday Party Package	\$400-\$800	\$400-\$800	
	Live Animal Encounter	\$250	\$300	
Other Fees	4D Theater	\$4.00	\$5.00	
	Budgie Feed Stick – General Public	\$3.00	\$5.00	
	Budgie Feed Stick – Member	\$2.75	\$3.50	
	Train (per person charge) General Public	\$3.00	\$4.00	
	Train (per person charge) Member	\$2.75	\$3.00	
	Eagle Zip Adventure (single ride) General Public	\$9.00	\$9.00	
	Eagle Zip Adventure (single ride) Member	\$8.00	\$8.00	
	Total Experience Package: (includes unlimited Train, 4D Theater & Carousel; also receive \$1.00 off Giraffe Feed, Budgie Feed Stick, Zipline)			
	- General Public	\$9.95****	\$11.00****	
	- Zoo Society Members	\$9.25****	\$10.00****	
	Eagle Zip Adventure Pass (includes admission) – non-members only	\$25.00	\$26.00	
	Annual Total Experience Package (for CZS Members): (includes, Train, 4D Theater & Carousel; also receive \$1.00 off Giraffe Feed, Budgie Feed Stick, Zipline)			
	-Family, Family Plus and Family Select Memberships	\$84.00	\$84.00	
	-Zoo Society Members	\$54.00	\$54.00	
	Education Classes <i>(depending upon nature of program)</i>	\$4-\$7,000	\$4-\$7,000	
	“Traveling Professor Wylde”	\$250-\$8,000	\$250-\$8,000	
	Carousel - General Public	\$3.00	\$4.00	
Carousel - Zoo Society Members	\$2.75	\$3.00		
Unlimited Carousel Ride Pass General Public	\$8.00	\$8.00		
Unlimited Carousel Ride Pass Zoo Society Members	\$6.00	\$6.00		

DESCRIPTION	ZOO	2022 RATES	PROPOSED 2023 RATES
Zoo Rentals	Total Zoo Rental	\$100-\$150,000	\$100-\$150,000
	The RainForest	\$100-\$3,000	\$100-\$3,000
	Stillwater Place <i>(Price to be quoted based on number of attendees and additional needs including food)</i>	\$100-\$30,000	\$100-\$30,000
	Windows on the World Room	\$150-\$3,000	\$150-\$3,000
	Auditorium	\$150-\$3,000	\$150-\$3,000
	Palava Hut	\$500-\$5,000	\$500-\$5,000
	Tucker Court	\$300-\$3,000/day	\$300-\$3,000/day
	Primate Canopy	\$300-\$3,000/day	\$300-\$3,000/day
	Waterfowl Lake Tent	\$300-\$3,000/day	\$300-\$3,000/day
	Carousel 1 (Nature Nook)	\$300-\$3,000/day	\$300-\$3,000/day
	Carousel 2 (Wild Wonder)	\$300-\$3,000/day	\$300-\$3,000/day
	Primate, Cat & Aquatics	\$100-\$1,200	\$100-\$1,200
	Reinberger Homestead	\$800/night	\$800/night
	Wolf Cabin	\$800/night	\$800/night
	African Elephant Crossing	\$100-\$3,000/day	\$100-\$3,000/day
	Wade Hall and Deck	\$100-\$3,000/day	\$100-\$3,000/day
	Photos	\$100/hr	\$100/hr
	Premium Live Animal Encounter - Events	\$500	\$500
	Live Animal Encounter - Events	\$250	\$300
	Ceremonies	\$500/90 min.	\$500/90 min.
	Zip Line after hours	\$250/60min 1 zip	\$250/60min 1 zip
		\$500/60min 2 zip	\$500/60min 2 zip

Groups: A group shall consist of 20 or more people. Arrangements for rates shall be made at least two weeks prior to visit. Payment must be received at least 72 hours prior to visit.

- Groups that have not paid in advance will be cancelled and charged full admission at the gate.
- Groups/admissions/rental fees may vary based on availability and/or market at the discretion of the Executive Director of Cleveland Metroparks Zoo.

School groups: All school and groups, public or private, registered with the State Department of Education as a school and having an IRN number. Minimum group size: five (5) students and one (1) teacher.

Youth groups: Groups such as youth groups, church groups, boy and girl scouts and YMCA/YWCA, pre-schools and headstarts not contained in a school building. Minimum group size: five (5) students and one (1) adult.

- All School groups and Youth Groups may receive one free chaperone admission for each set of 10 juniors (ages 2-17) registered in advance. Additional chaperones will receive discounted admission if registered in advance.**
- A ratio of one (1) chaperone for every 10 students is the minimum required for all School Groups and Youth Groups. Bus driver for pre-registered group enters free.

Visitors with Disabilities: With a reservation, and at least five (5) clients, all groups of people with disabilities (physical and developmental) are admitted for \$2.00 per person, regardless of residency status. This group type cannot receive discounted admission for more chaperones than clients (max 1:1 ratio). One caregiver complimentary pass is available for guest who brings a child with accessibility/disability needs.

Zoo-related organizations: Upon presentation of identification and/or membership cards, members of these organizations will be admitted free to the Zoo and The RainForest: AZA, AAZK, AAZV and Intermuseum Council.

* \$2.00 discount for admission tickets purchased online

** One chaperone receives free admission per 10 junior admissions (ages 2-17) in advance. Additional chaperones for In-County School Groups (\$2.00), Out-of-County School Groups (\$6.50) and Youth Groups (\$6.50) at discounted rate.

*** Price range pending finalization of group bundling conversation

DESCRIPTION	CHALET	2022-2023	PROPOSED	
		SEASON RATES	2023-2024 SEASON RATES	
Spring, Summer & Fall Rentals				
<i>March 16-Nov. 14 Sat/Sun</i>	Basic Chalet/Tent	\$650	\$700	
	Chalet/Tent/Concessions	\$700	\$750	
<i>10:30am-10:30pm</i>	Early Entry	\$85/hr	\$100/hr	
	3-Hour Pre-Event Planning	\$350	\$400/\$150 each add'l hr.	
<i>10:30pm-midnight Sat/Sun</i>	After Hours Fee	\$150/hr	\$200/hr	
	Wedding & Special Event Package <i>(Includes building, concession, 2-tents, 3-hours pre-event planning, janitorial services after event – 150 guests or less)</i>	\$1,400	\$1,600	
<i>Mon-Fri 10:30am-10:30pm</i>	Wedding & Special Event Package <i>(Includes building, concession, 2-tents, 3-hours pre-event planning, janitorial services after event – 150 guests or less)</i>	\$1,350	\$1,500	
	Add Wedding Arch and Chair Rental – 100 guests	-	\$250	
	Over 150 guest – additional fee per 100 guests	-	\$100	
	Police	Current Rate	Current Rate	
<i>10:30pm-midnight Half Day - PM</i>	After Hours Fee	\$150/hr	\$200/hr	
	Basic Chalet/Tent	\$450	\$500	
<i>Fri. Evening 5:00pm-10:30pm</i>	Chalet Concession	\$500	\$550	
	Early Entry	\$85/hr	\$100/hr	
Hayride Private Events	Hourly Rental (3 hour minimum) as available-October or as available Sunday-Thursday, Friday & Saturday after 5pm only	\$100/hr	\$150/hr	
	Additional Charges:			
	Polices	Current Rate	Current Rate	
	Hayride: 4 trips minimum/maximum 25 riders	\$350	\$400	
	4-6 trips	\$75/each trip over 4	\$90/each trip over 4	
	7-12 trips	\$75/each trip over 6	\$90/each trip over 6	
	13 or more trips	\$75/each trip over 12	\$90/each trip over 12	
	Tent Rental (small size available)	\$50-\$375	\$60-\$400	
	<i>Business Day Mon-Fri 8am-4pm</i>	Basic Chalet/Tent	\$500	\$600
		Chalet/Refrigerator/Tent	\$550	\$650
		Early Entry	\$85/hr.	\$100/hr.
		Birthday Party Rental <i>(During Public Hours-Designated Times. Food must be purchased from Concession. May bring a birthday cake).</i>	\$75	\$100-\$600
Season Passes				
	-Individual Adult	\$75	\$85	
	-Individual Child	\$60	\$70	
	-Family (up to 4)	\$185	\$200	
Pre-Holiday Season Pass (through December 24th)				
	-Individual Adult	\$70	\$85	
	-Individual Child	\$60	\$70	
	-Family (up to 4)	\$170	\$190	
<i>Weekends/Holidays</i>	Admission			
	-Adult	\$14	\$15	
	-Child	\$12	\$13	
	-One Ride Ticket	\$8	\$8	
	-One Ride Upgrade (adult/child)	\$7/5	\$7/5	

DESCRIPTION	CHALET	2022-2023 SEASON RATES	PROPOSED 2023-2024 SEASON RATES
	Group Admission		
	-Adult	\$13	\$14
	-Child	\$11	\$12
	Locker Fees	\$0.75	\$0.75
<i>Discount</i>	Military Discount (maximum 6 people – Military ID required)	\$11 each/ max 6	\$12 each/ max 6
	Private Rental		
	-100 patrons, 3-hr rental	\$900	\$1,200
	-Over 100 patrons	\$11/each	\$12/each
	-Additional hour of private tobogganing following initial 3 hr rental – 100 patrons	\$300	\$500
	Early Entry (Set Up)	\$85/hr	\$100/hr
	-After Event Building Use (Non-Tobogganing)	\$150/hr	\$200/hr
	Additional Charges		
	-Police	Current Rate	Current Rate
	Small Group Party Rental (Maximum 150 Riders) <i>(Available Fridays Public Hours Only, excludes Holiday Hours. Other discounts and rates do apply.)</i>		
	-30 riders for 4-hour period	\$350	\$400
	-Maximum 50 riders per group – Rate Per Person over 30	\$11/each	\$12/each
<i>Sat. Evening 6-10pm Hayrides, Square Dance, Designated Dates Only</i>	Public Per-Person admission		
	Saturday/Tractor/Dance (6-10 pm)		
	-Adult	\$10	\$12
	-Child	\$8	\$10
<i>Designated Dates, 10am-2pm Saturday Evenings 6-10 pm</i>	Group Rates – Building, Grounds and Concession Open		
	Day Rides		
	-Preschool & Seniors pre-arranged	\$140/wagon	\$175/wagon
	-Tractor-Drawn Wagons	\$185/wagon	\$200/wagon
	Public Hayrides pre-arranged tractor-drawn wagons	\$185/wagon	\$200/wagon
	Saturday Hayrides		
	-Tent Rental Only	\$250	\$300
	-Tent and 1 Hay Wagon	\$400	\$450
	-Tent and 2 Hay Wagons	\$550	\$600
	-Tent and 3 Hay Wagons	\$700	\$750
	-Tent and 4 Hay Wagons	\$850	\$900
	No Public Hayrides on Sunday		
	Concessions		
<i>Oct. 14-March 16</i>	Menu prices will fluctuate with suppliers, market value, availability and brands; however, prices will be set at fair and equitable value. Menu prices will be determined at the beginning of each respective season, and will be available upon request		
<i>With rental, 2 weeks advance notice; payment 2 weeks prior to event with final deposit</i>	Carbonated beverages (includes ice) – 12oz cans	\$20/case	\$22/case
	Ice (per bag)	\$3	\$4
	Coffee – 64oz pot, 20oz coffee packet filter, cream, sugar & stirrers	\$12	\$15
	Coffee Cups – Sleeve of 50, 12oz, hot cups	\$8	\$10
	Manager approved discounted rates may apply based on market and/or availability. Non-profit organizations receive a 10% discount on spring, summer and fall rentals.		

DESCRIPTION	LEDGE POOL/WALLACE LAKE	2022 RATES	PROPOSED 2023 RATES	
Ledge Pool & Recreation Area	<u>Advanced Sale – Season Pass</u>			
	-Individual (tax district)	\$75	\$80	
	-Individual (senior tax district)	-	\$40	
	-Individual (non-tax district)	\$90	\$95	
	-Individual (senior non-tax district)	-	\$47.50	
	-Family (2-6 people, tax district)	\$125	\$130	
	-Family (senior – 2-6 people, tax district)	-	\$65	
	-Family (2-6 people, non-tax district)	\$155	\$160	
	-Family (senior – 2-6 people, non-tax district)	-	\$80	
	<i>(Pre-Season; December – May 1st \$10 Discount for Individual and \$15 Discount for Family)</i>			
		<u>Season Pass</u>		
	-Individual (tax district)	\$85	\$90	
	-Individual (senior tax district)	-	\$45	
	-Individual (non-tax district)	\$100	\$105	
	-Individual (senior non-tax district)	-	\$52.50	
	-Family (2-6 people, tax district)	\$140	\$145	
	-Family (senior 2-6 people, tax district)	-	\$72.50	
	-Family (2-6 people, non-tax district)	\$170	\$175	
	-Family (senior 2-6 people, non tax district)	-	\$87.50	
	-Season Pass ID Replacement	\$3	\$8	
	-Child Care Provider/Additional Family Member Pass	\$50	\$55	
		<u>Admissions</u>		
	-Adult	\$8	\$8	
	-Child (3-11 years)	\$7	\$7	
	-Child (2 years and under)	Free	Free	
	-Senior (65 and over)	\$4	\$4	
	-Advanced sale swim ticket	\$6	\$6	
	Admission Discount	<u>Military Discount (maximum 6 people – Military ID required)</u>	50% off	50% off
		<u>Swim Lessons</u>		
	-Non-member	\$70	\$75	
	-Member	\$50	\$55	
		<u>Junior Lifeguarding Course</u>		
	-Non-member	\$70	\$75	
	-Member	\$50	\$55	
		<u>Lifeguard Course</u>		
	-Full Course	\$215	\$225	
	-Review Course	\$90	\$100	
	-Waterfront Lifeguard Module	\$90	\$100	
		<u>Lifeguard Instructor Course</u>	\$215	\$225
		<u>Water Safety Instructor Course</u>	\$215	\$225
		<u>Pool Party Rental Package (tent/tables plus admission for up to 10)</u>		
	-Non-member	\$100	\$105	
	-Member	\$75	\$80	
		<u>ARC CPR for the Professional Rescuer Challenge Course</u>	\$50-\$80	\$55-\$85
		<u>ARC Community CPR/First Aid</u>	\$50-\$80	\$55-\$85
	<u>Private Swim Lesson</u>	\$30	\$30	
	<u>Boy Scout/Girl Scout Swim Badge Assessment</u>	\$15	\$20	
Ledge Rock Café	<i>Menu Prices will fluctuate with suppliers, market value, availability and brands; however, prices will be set at a fair and equitable value. Menu prices will be determined at the beginning of each respective season and will be available upon request.</i>			
Food Concession				
Wallace Lake	<u>Paddleboats</u>			
	-2-3 Person Rental for ½ hour	\$12	\$20	
	-4-5 Person Rental for ½ hour	\$12	\$20	
	-2-3 Person Rental for 1 hour	\$15	\$26	
	-4-5 Person Rental for 1 hour	\$15	\$26	

DESCRIPTION	<u>LEDGE POOL/WALLACE LAKE</u>	2022 RATES	PROPOSED 2023 RATES
Wallace Lake Concession	<i>Kayaks</i>		
	-1-Person Rental for 1 hour	\$20	\$20
	<i>Stand-up Paddle Board Rental</i>		
	-1 hour	\$20	\$20
	<i>Menu Prices will fluctuate with suppliers, market value, availability and brands; however, prices will be set at a fair and equitable value. Menu prices will be determined at the beginning of each respective season and will be available upon request.</i>		

DESCRIPTION	<u>OUTDOOR EXPERIENCES</u>	2022 RATES	PROPOSED 2023 RATES
Outdoor Experiences	Classrooms and Conference Rooms	\$25-\$100/hr	\$25-\$100/hr
	Bus Tours	\$15-\$1,500	\$15-\$1,500
	Brecksville Nature Center Water Lab (<i>Groups up to 30 participants</i>) (<i>May-Oct.</i>)	\$30-\$70	\$30-\$70
	Summer Day Camps	\$30-\$500	\$30-\$500
	Value added public programs	\$2-\$5,500	\$2-\$5,500
	O.R. Programs (<i>See specific course offerings in catalogs</i>)	\$5-\$1,200	\$5-\$1,200
	O.E. Equipment Rentals	\$5-\$100	\$5-\$100
	Group Programs	\$30-\$1,000	\$30-\$1,000
	Out of County Programs	\$50-\$500	\$50-\$500
Virtual Programs	\$25-\$200	\$25-\$200	

DESCRIPTION	PARK OPERATIONS/POLICE DEPARTMENT/MARINAS	2022 RATES	PROPOSED 2023 RATES	
Park Operations	<u>Conference Room Rentals – Weekdays & Weekends</u>			
	- <u>Hickory Room</u> (seats 70 max. auditorium style 50 max. classroom style)	\$75/hr(2hr. min.)	\$75/hr(2hr. min.)	
	(Includes use of room, kitchen with microwave and refrigerator (no stove) and building host fee; room set up; dishes/silverware/tablecloths/pitchers/cups/glasses, dry erase board with markers)			
	<u>Overhead Computer Projector Rental</u>	\$25/hr.	\$25/hr.	
	<u>Fishing Guide Permit</u>			
	-In County	\$50/annually	\$60/annually	
	-Out of County	\$100/annually	\$100/annually	
	Note: Rentals are not available for groups or organizations who produce revenue from event or program taking place while renting a facility.			
	Police Department	<u>Parking/Boat Launch Violation Fees</u>		
		General Offense Parking/Boat Launch Ticket		
-Fine remitted within 30 days		\$30	\$30	
-Fine remitted within 31-59 days		\$50	\$50	
-Fine remitted within 60-90 days		\$100	\$100	
Handicapped Parking Violation Fees				
-Fine remitted within 30 days		\$250	\$250	
-Fine remitted within 31-59 days		\$350	\$350	
-Fine remitted within 60-90 days		\$500	\$500	
Rivergate Heritage Parking		351.03 Prohibited Standing or Parking Spaces:		
	-A1 On sidewalk or trail; within 10 days	\$25	\$25	
	-A1 On sidewalk or trail; after 10 days	\$35	\$35	
	-A2 In front of driveway; within 10 days	\$25	\$25	
	-A2 In front of driveway; after 10 days	\$35	\$35	
	-A4 Within 10 ft of fire hydrant; within 10 days	\$25	\$25	
	-A4 Within 10 ft of fire hydrant; after 10 days	\$35	\$35	
	-A5 On crosswalk; within 10 days	\$25	\$25	
	-A5 On crosswalk; after 10 days	\$35	\$35	
	-A14 Where signs prohibit parking; within 10 days	\$25	\$25	
	-A14 Where signs prohibit parking; after 10 days	\$35	\$35	
	-A15 Within one foot of another parked vehicle; within 10 days	\$25	\$25	
	-A15 Within one foot of another parked vehicle; after 10 days	\$35	\$35	
	-A16 Parking lot, fee required; within 10 days	\$30	\$30	
	-A16 Parking lot, fee required; after 10 days	\$40	\$40	
	-351.04 Parking; handicapped location; within 30 days	\$250	\$250	
	-351.04 Parking; handicapped location; within 31-50 days	\$350	\$350	
	-351.04 Parking; handicapped location; within 51-90 days	\$500	\$500	
	Police Special Detail Fees for patron-reserved park events	\$45	\$45	
	Tow General	\$40	\$40	
	E. 55 th Marina	(January 1-December 31)		
		24' Dock (April 15-October 16)	\$1,330	\$1,475
		28' Dock (April 15-October 16)	\$1,553	\$1,725
		30' Dock (April 15-October 16)	\$1,664	\$1,830
		32' Dock (April 15-October 16)	\$1,774	\$1,950
36' Dock (April 15-October 16)		\$1,994	\$2,190	
40' Dock (April 15-October 16)		\$2,210	\$2,430	
Winter Storage (October 16-April 15)		\$18.99/foot	\$18.99/foot	
Fall Extended Transient Dockage		\$175/November	\$250/November	
Additional Watercraft (with prior office approval)		-	\$200	
Transient Dockage		\$2/Ft./Night	\$2/Ft./Night	
EN Marina		7' Beam & under (May 1 st – October 16 th)	\$1,495	\$1,645
		7'1" – 7'6" Beam (May 1 st – October 16 th)	\$1,620	\$1,785
		7'7" – 8' Beam (May 1 st – October 16 th)	\$1,690	\$1,860

DESCRIPTION	PARK OPERATIONS/POLICE DEPARTMENT/MARINAS	2022 RATES	PROPOSED 2023 RATES
	8'1" – 8'6" Beam (May 1 st – October 16 th)	\$1,835	\$2,020
	8'7" – 9' Beam (May 1 st – October 16 th)	\$1,935	\$2,130
	9'1" – 9'6" Beam (May 1 st – October 16 th)	\$2,035	\$2,240
	9'7" – 10' Beam (May 1 st – October 16 th)	\$2,140	\$2,355
	10'1" – 10'6" Beam (May 1 st – October 16 th)	\$2,245	\$2,470
	10'7" – 11' Beam (May 1 st – October 16 th)	\$2,330	\$2,565
	11'1" – 11'6" Beam (May 1 st – October 16 th)	\$2,435	\$2,680
	11'7" – 12' Beam (May 1 st – October 16 th)	\$2,540	\$2,795
	Jet Ski In-Water (May 1 st – October 16 th)	\$405	\$450
	Rack Dockage (May 1 st – April 30 th)	\$1,880	\$2,100
	Summer Boat Storage (May 15 th – Sept. 30 th)	\$3.50/ sq.ft.	\$4.25/sq ft
	Summer Trailer Storage (May 15 th – Sept.30 th)	-	\$225
	Winter Storage (October 15 th – May 14 th)	\$18.99/ft.	\$18.99/ft
	Kayak Locker	\$250	\$275
Wildwood Marina	Docks 1-6; East & West Side	\$910	\$1,000
	Docks 7-10; East & West Side	\$1,270	\$1,400
Boat Launch Facilities	Launch Fees (daily/seasonal/special event)	\$5-\$50	\$5-\$50
	Rivergate and Heritage Park Transient Docks	\$10-\$50	\$10-\$50
Food & Beverage Rental Spaces	Scenic Valley Room (Emerald Necklace Marina)	\$200/hr (min. 2 hrs)	\$225/hr (min. 2 hrs)
	Lock 44 Room (Merwin's Wharf)	\$100/hr (min. 2 hrs)	\$150/hr (min. 2 hrs)
	Green Space adjacent to Merwin's Wharf	\$50/hr (min. 2 hrs)	\$100/hr (min. 2 hrs)
	Merwin's Wharf Entire Restaurant (only on days when restaurant is closed to public)	\$150/hr (min. 2 hrs)	\$200/hr (min. 2 hrs)
	E.55 On the Lake Patio	\$50/hr (min. 2 hrs)	\$100/hr (min. 2 hrs)
	E.55 On the Lake Sand Volleyball Court (only available when leagues are not scheduled) & Bocce Court	\$25/hr (min. 2 hrs)	\$30/hr (min. 2 hrs)
*Water Taxi	Boarding Pass	\$0-\$25	\$0-\$25
	Private Boat Rental (weddings/company outings) subject to limits of water taxi schedule	\$150/hr	\$200/hr (min. 2 hrs)
Parking Lots	Daily Rate	\$2-\$10	\$5-\$15
	Special Event Rate	\$5-\$40	\$10-\$50

*Cleveland Metroparks may decide to waive water taxi fees if corporate Sponsorship is secured.

DESCRIPTION	<u>MARKETING/SPECIAL EVENTS/EXPERIENCES/FINANCE</u>	2022 RATES	PROPOSED 2023 RATES	
MARKETING SPECIAL EVENTS EXPERIENCES	Shelters – Tier I – (Weekdays – Mon.-Fri.)	\$150	\$175	
	(Weekends - Sat., Sun. & Holidays)	\$225	\$250	
	Shelters – Tier II – (Weekdays – Mon.-Fri.)	\$100	\$125	
	(Weekends – Sat., Sun. & Holidays)	\$175	\$200	
	All Park Reservations:			
	Special Event (Monday – Sunday)	\$50-\$50,000	\$100-\$50,000	
	Ball Diamonds (Monday – Friday)	\$75/4hrs	\$100/4hrs	
	Athletic & Multipurpose Fields (Monday – Sunday)	\$75/4hrs	\$100/4hrs.	
	Nature Centers – (Monday-Sunday as available)			
	-Rocky River	\$150 - \$3,000	\$200 - \$3,000	
	-North Chagrin	\$150 - \$3,000	\$200 - \$3,000	
	-CanalWay Center	\$150 - \$3,000	\$200 - \$3,000	
	-Watershed Stewardship Center	\$150 - \$3,000	\$200 - \$3,000	
	-Look About Lodge	\$150 - \$3,000	\$200 - \$3,000	
	All Nature Centers – (6PM – Midnight)	\$800	\$800	
	Birthday Parties	\$175/2hrs	\$200/2hr	
	AV Rentals	\$25	\$30	
	Clean Up Fee	Included in Fee	Included in Fee	
	Commercial Photo			
	-Half Day	\$375(6 hrs. or less)	\$400(6 hrs. or less)	
	-Full Day	\$750(6-24 hrs) consecutive	\$775(6-24 hrs) consecutive	
	Fishing Permit	\$50	\$60	
	Common use of existing photo, slide, video or illustrations			
	Image use	\$150/image	\$200/image	
	Minute	\$50/minute	\$75/minute	
	Speakers Bureau			
	Presentation within tax district	<i>No Charge</i>	<i>No Charge</i>	
	Presentation outside tax district	<i>No Charge</i>	<i>No Charge</i>	
	Exercise/Fitness/Dog Training, etc. (for profit groups) (Scheduled in general area – limited to 25 registrants per session, depending on area used).			
	(Equipment offered in nine picnic areas when permit issued for reservable picnic shelters)			
*Lakefront	\$50-\$50,000	\$100-\$50,000		
**Races & A-thons	\$100-\$20,000	\$200-\$20,000		
***Rivergate	\$150-\$50,000	\$250-\$50,000		
Weddings	\$100-\$500	\$150-\$500		
Ceremonies scheduled in general/shared-use areas (never in general public shelters) or any Park District Facility	per (2) hrs.	per (2) hrs		
“Emerald Necklace” Publication				
-Annual subscription fee in tax district	Free	Free		
-Annual subscription fee non-tax district	Free	Free		
Hinkley Lake Boathouse – (Rowboats, Canoes, Single Kayaks, Stand-up Paddleboard, and Corcl)				
1 hour	\$20	\$20		
Tandem Kayaks				
1 hour	\$24	\$24		
Paddle Boat with Canopy				
1 hour	\$24	\$26		
Pontoon Boat – 9 persons (2-hour limit per renter)	\$70	\$75		
Pontoon Boat – 12 persons (2-hour limit per renter)	\$80	\$85		
*Wendy Park	\$50-\$50,000	\$100-\$50,000		

DESCRIPTION	<u>MARKETING/SPECIAL EVENTS/EXPERIENCES/FINANCE</u>	2022 RATES	PROPOSED 2023 RATES
<p><i>*Price to be quoted based on number of attendees and or square footage utilized, as well as additional needs such as fencing, portable restrooms, refuse, operations, marketing and police staff support, food and beverage. Price ranges from \$100-\$50,000.</i></p>			
<p><i>** Price to be quoted based on number of attendees and or square footage utilized, as well as additional needs such as fencing, portable restrooms, refuse, operations, marketing and police staff support, food and beverage. Price ranges from \$200-\$20,000.</i></p>			
<p><i>*** Price to be quoted based on number of attendees and or square footage utilized, as well as additional needs such as fencing, portable restrooms, refuse, operations, marketing and police staff support, food and beverage. Price ranges from \$250-\$50,000.</i></p>			
FINANCE DEPARTMENT			
Fees	Non-clearing,* returned checks	\$30/check	\$30/check
<p><i>*As defined by administrative procedure.</i></p>			

**BOARD OF PARK COMMISSIONERS OF THE CLEVELAND METROPOLITAN
PARK DISTRICT (“CLEVELAND METROPARKS”)**

POLICY STATEMENT

SUBJECT: Trademark and Logo Usage Policy

EFFECTIVE DATE: November 17, 2022—

I. PURPOSE

The Board of Park Commissioners of the Cleveland Metropolitan Park District (Cleveland Metroparks) owns brands, marks, names, and logos which are very important organizational assets. See the attached Exhibit A which includes all of Cleveland Metroparks’ list of trademarks.

The Cleveland Metroparks Trademark and Logo Usage Policy sets forth the authorized policies for using or referring to Cleveland Metroparks brands, trademarks, product and service names, logos and slogans.

II. CLEVELAND METROPARKS’S TRADEMARK RIGHTS

As the owner of its trademarks, Cleveland Metroparks has the exclusive right to use its trademarks, as well as the right to stop others from using its trademarks improperly or without authorization.

Identification of Cleveland Metroparks products or services is the sole permissible use of Cleveland Metroparks trademarks and logos. The following is a non-exhaustive list of impermissible uses of Cleveland Metroparks trademarks and logos:

- A. No Cleveland Metroparks trademark or logo may be incorporated into or used as part of a third party’s own logo, company name, product logo or otherwise.
- B. No Cleveland Metroparks trademark or logo may be used in any way that is likely to be confusing, misleading or deceptive as to the true identity or source of products, services, materials, courses or programs.
- C. No mark that is misleadingly similar in design or appearance to any Cleveland Metroparks mark or infringes on Cleveland Metroparks trademark rights may be used.
- D. No Cleveland Metroparks trademark or logo may be used in any manner that is likely to disparage, dilute or negatively affect Cleveland Metroparks reputation.
- E. No Cleveland Metroparks trademark or logo may be used in a way that is likely to imply that the user, its products, or its services are endorsed by, sponsored or affiliated with Cleveland Metroparks, without written permission from Cleveland Metroparks.

Cleveland Metroparks will pursue its legal rights against those who engage in any of the aforementioned activities or any other activities that infringe on Cleveland Metroparks trademark rights.

**BOARD OF PARK COMMISSIONERS OF THE CLEVELAND METROPOLITAN
PARK DISTRICT (“CLEVELAND METROPARKS”)**

POLICY STATEMENT

SUBJECT: Trademark and Logo Usage Policy

EFFECTIVE DATE: November 17, 2022—

III. PROPER USE OF TRADEMARKS AND SYMBOLS

Cleveland Metroparks trademarks and service marks shall be used so long as such references (a) are truthful, fair, and not misleading, and (b) comply with this Policy.

- A. When referencing Cleveland Metroparks, Cleveland Metroparks Zoo, Emerald Necklace, or Merwin’s Wharf entities, CLEVELAND METROPARKS, CLEVELAND METROPARKS ZOO, EMERALD NECKLACE, or MERWIN’S WHARF names may be used as a proper nouns. Cleveland Metroparks, Cleveland Metroparks Zoo, Emerald Necklace, or Merwin’s Wharf names may, in that instance, be used as a trade name, and no trademark symbol is needed when referring to the company.

Correct: Today, Cleveland Metroparks announced the opening of the new Fort Hill Staircase.

Incorrect: Today, Cleveland Metroparks® announced the opening of the new Fort Hill Staircase.

- B. Trademarks may not be used in the plural or the possessive.

Correct: Cleveland Metroparks Emerald Necklace.

Incorrect: Cleveland Metroparks’ Emerald Necklace.

Trademarks must not be used in the possessive.

Correct: Cleveland Metroparks Emerald Necklace.

Incorrect: Cleveland Metropark’s Emerald Necklace.

- C. Cleveland Metroparks trademarks may not be shortened, abbreviated or made into acronyms.

Correct: “Cleveland Metroparks”

Incorrect: “CMP.”

IV. PROPER TRADEMARK ATTRIBUTION

- A. Include a trademark notice when referring to a trademark. Place an appropriate trademark notice symbol (®) adjacent to the first or most prominent reference to the trademark. Do not add a space between the trademark name and the symbol. The symbol should be in superscript or subscript. In the absence of those symbols, a parenthetical notation such as (R) is acceptable.

**BOARD OF PARK COMMISSIONERS OF THE CLEVELAND METROPOLITAN
PARK DISTRICT (“CLEVELAND METROPARKS”)**

POLICY STATEMENT

SUBJECT: Trademark and Logo Usage Policy

EFFECTIVE DATE: November 17, 2022—

Correct: Edgewater LIVE®

Incorrect: Edgewater LIVE ®

- B. Use the appropriate trademark symbol. When referring to Cleveland Metroparks trademarks, use the “®” symbol in accordance with the status of the particular Cleveland Metroparks product or service.
- C. Use the trademark legend. In addition to applying the appropriate symbol to the trademark being used, third parties must attribute all Cleveland Metroparks Trademarks in an appropriate trademark legend. The legend may be printed in small print; however, it must be large enough to be legible. Permissible locations to place the legend include, but are not limited to, the end of a document, on the back of a package or on the bottom of a web page.
1. Use the following standard trademark legend in all material referencing any Cleveland Metroparks trademark:

“Cleveland Metroparks, [insert all other trademarks, product names, service names, program names, etc., that are referred to or displayed in the document] are registered trademarks of Cleveland Metroparks.”

V. USE OF CLEVELAND METROPARKS LOGOS

Cleveland Metroparks logos may only be shown independently. A logo may not be used in the context of a written description. Additionally, Cleveland Metroparks logos shall only be used in accordance with the Cleveland Metroparks Style Guide, and as may be amended from time to time, available on the employee portal.

VI. THIRD PARTY USE OF CLEVELAND METROPARKS TRADEMARKS

- A. Affiliates of Cleveland Metroparks, licensees, and other third parties are limited to specific, approved uses of Cleveland Metroparks trademarks. Affiliates may not use any Cleveland Metroparks trademark as part of their own logo or company name or in third party advertising, product packaging, website or other promotional materials.
- B. Non-affiliate third parties must use Cleveland Metroparks trademarks within the parameters outlined below. Unauthorized or improper use of Cleveland Metroparks trademarks may infringe on Cleveland Metroparks trademark rights.
 1. Cleveland Metroparks trademarks may not be used in third party company or product names without a written trademark license agreement.

**BOARD OF PARK COMMISSIONERS OF THE CLEVELAND METROPOLITAN
PARK DISTRICT (“CLEVELAND METROPARKS”)**

POLICY STATEMENT

SUBJECT: Trademark and Logo Usage Policy

EFFECTIVE DATE: November 17, 2022—

2. A licensed third party shall not use any other trademark or service mark in close proximity to any of the Cleveland Metroparks trademarks or combine marks in either case so as to effectively create a unitary composite mark, *without the prior written approval of Cleveland Metroparks*; provided, however, nothing herein shall prevent such licensed third party from preparing and distributing marketing materials in which the Cleveland Metroparks Trademarks and the licensed third party’s marks appear on the same page or slide as discrete marks. Notwithstanding the foregoing, each use of Cleveland Metroparks trademarks is subject to Cleveland Metroparks pre-approval, such approval may be withheld at its sole discretion.
3. Prior to publication or release, written approval by Cleveland Metroparks must be received by all third parties of advertising and/or marketing collateral or other materials that use Cleveland Metroparks trademarks.
4. Neither domain names nor metatags in third party websites may use or include Cleveland Metroparks trademarks without Cleveland Metroparks advance written consent.
5. Additionally, without Cleveland Metroparks advance written consent, third parties may not hyperlink or deeplink to Cleveland Metroparks webpages, unless the third party provides clear and unmistakable notice that the end user is exiting that website and entering the Cleveland Metroparks website. The sole circumstance under which deeplinking is permissible is when a need for information on Cleveland Metroparks products, programs, services or technologies exists on the third party website.
6. Proper references to Cleveland Metroparks products or services by third parties is permissible. To refer to Cleveland Metroparks products and services, third parties may use Cleveland Metroparks trademarks but only if used properly and accompany the trademarks with the appropriate trademark symbol and legend. For further guidance, please refer to Section 2 of this policy entitled “Proper Use of Trademarks and Symbols.”

C. THIRD PARTY USE OF CLEVELAND METROPARKS LOGOS

Cleveland Metroparks logos may be used only when licensed from Cleveland Metroparks. If a company or individual has a valid written license agreement in effect with Cleveland Metroparks, that company or individual must use the logo in accordance with the specifications described in the license agreement. Those guidelines are license specific, and will not be addressed in this general Policy. In the event that the terms of an individual license and this

**BOARD OF PARK COMMISSIONERS OF THE CLEVELAND METROPOLITAN
PARK DISTRICT (“CLEVELAND METROPARKS”)**

POLICY STATEMENT

SUBJECT: Trademark and Logo Usage Policy

EFFECTIVE DATE: November 17, 2022—

Policy conflict, the terms of the individual license shall govern. A logo licensee whose license does not describe limitations on use of the logo should follow the guidelines found in Section 2.

References:

Federal Trademark Act (also known as the Trademark Act of 1946 and the Lanham Act). 15 U.S.C. §§ 1051–1127.

Trade name registration. Ohio Rev. Code Ann. §§ 1329.01–1329.10.

Trademark registration. Ohio Rev. Code Ann. §§ 1329.54–1329.99.

Rules of practice in trademark cases. 37 C.F.R. §§ 2.1–2.189.

Assignment and recording of trademark applications and registrations. 37 C.F.R. §§ 3.1–3.85.

Classification of goods and services under Trademark Act. 37 C.F.R. §§ 6.1–6.4.

Replaces and Supersedes: Trademark and Logo Usage Policy, November 30, 2017n/a










Approved:

Chief Executive Officer-Secretary

Board President

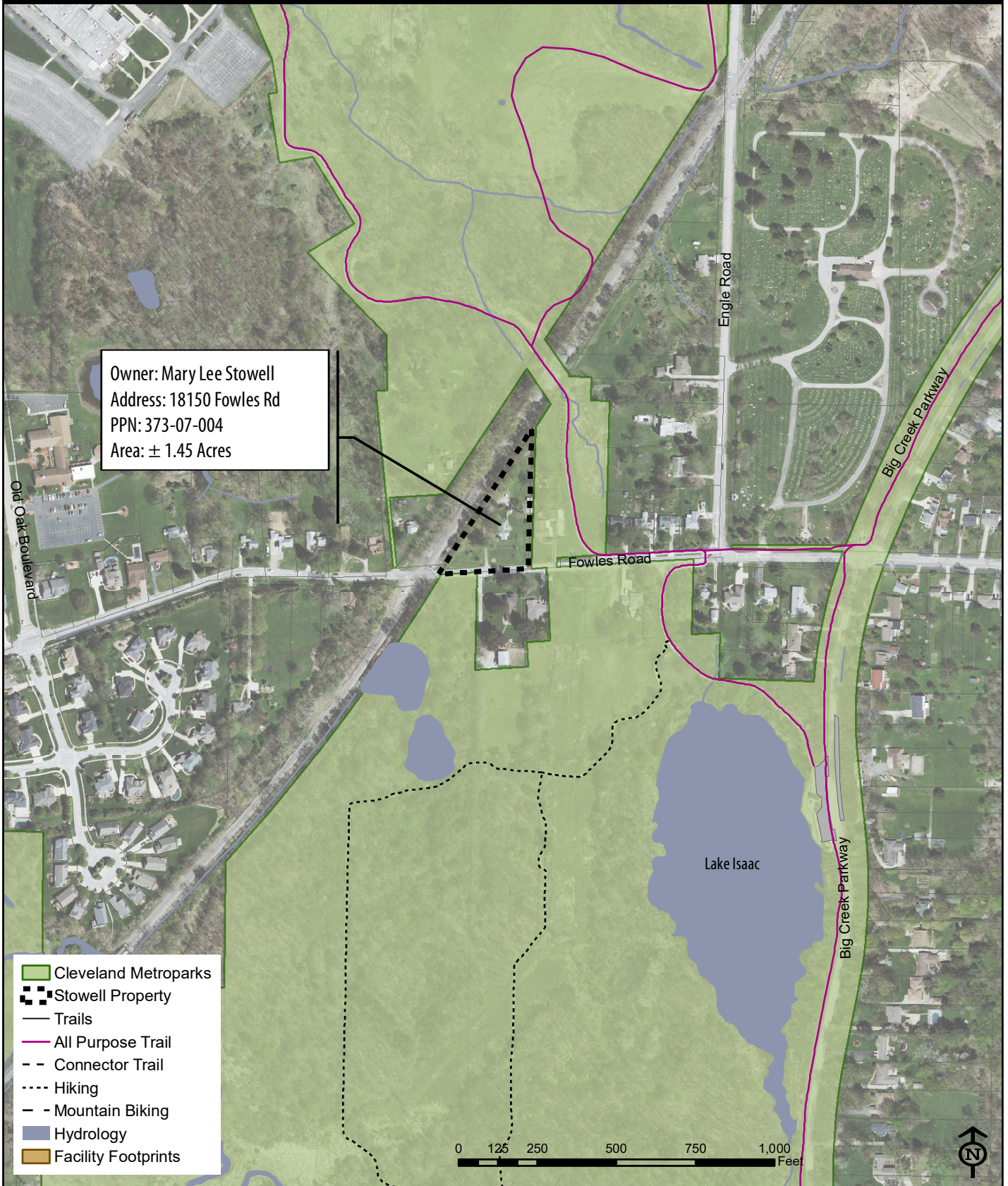
Approval Date

Review Date

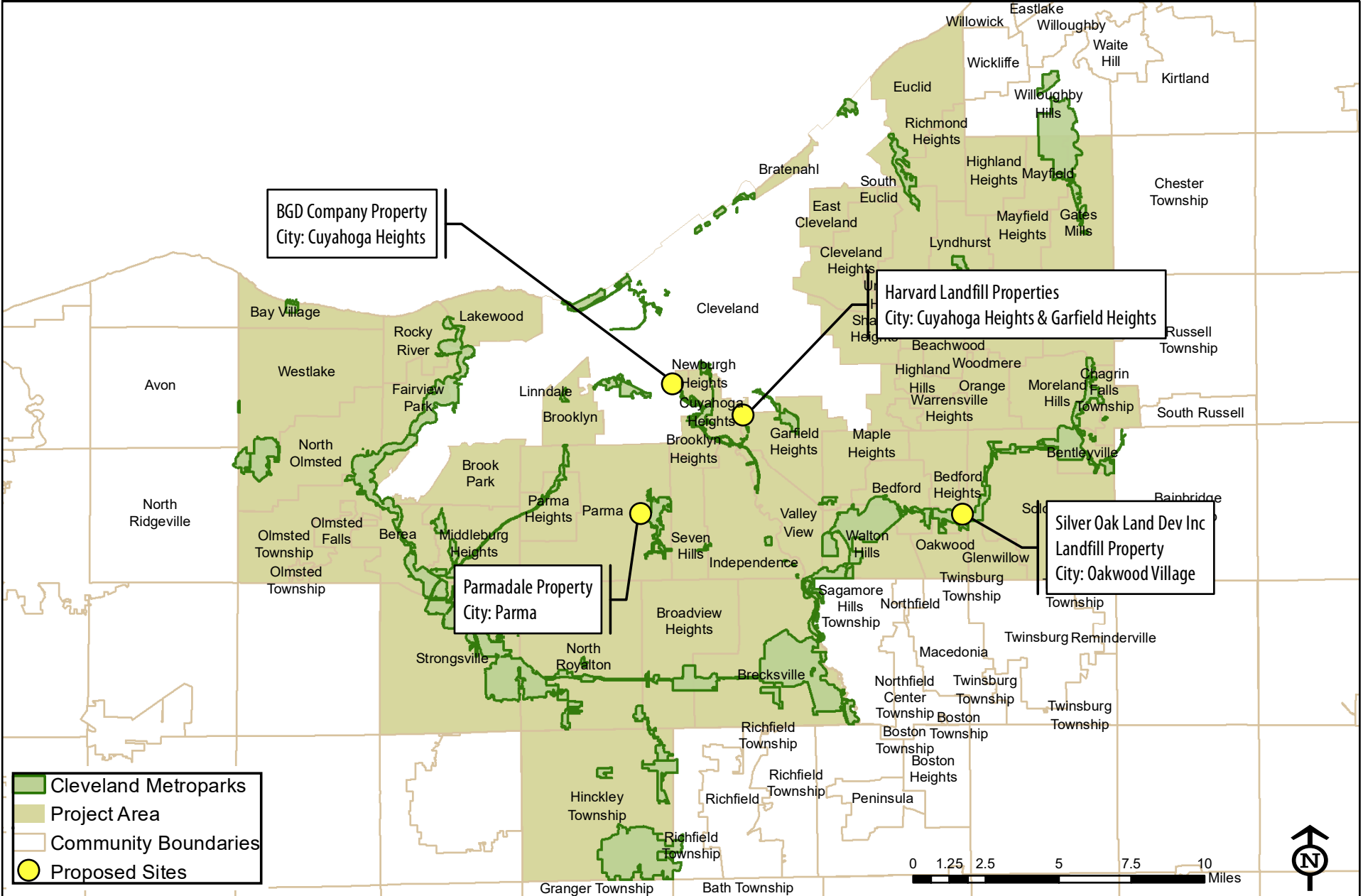
EXHIBIT A

CLEVELAND METROPARKS
CLEVELAND METROPARKS Logo 
CLEVELAND METROPARKS ZOO

 CLEVELAND METROPARKS ZOO SECURING A FUTURE FOR WILDLIFE
 CLEVELAND METROPARKS ZOO SECURING A FUTURE FOR WILDLIFE
EDGEWATER LIVE

EMERALD NECKLACE
MERWIN'S WHARF

RED LINE GREENWAY

WILD WINTER LIGHTS
WILD WINTER LIGHTS


Big Creek Reservation

Stowell Property - Middleburg Heights



USEPA Brownfields Assessment Grants Program



**Resolution of Authorization
U.S. Environmental Protection Agency
Brownfields Community-Wide Assessment Grants**

November 17, 2022

WHEREAS, the U.S. Environmental Protection Agency, through the Brownfields Assessment Grants program, administers financial assistance for the inventory, assessment, and plan development for known or potential brownfield sites; and

WHEREAS, Cleveland Metroparks has a vested interest in protecting and stewarding additional greenspace throughout Cuyahoga County; and

WHEREAS, Cleveland Metroparks plans to assess properties in Cuyahoga County for potential contamination prior to acquisition or restoration; and

WHEREAS, Cleveland Metroparks desires financial assistance under the Brownfields Assessment Grant program,

NOW, THEREFORE, be it resolved by the Board of Park Commissioners of the Cleveland Metropolitan Park District:

That the Board of Park Commissioners of the Cleveland Metropolitan Park District approves filing this application for financial assistance.

That Brian M. Zimmerman is hereby authorized and directed to execute and file an application with the U.S. Environmental Protection Agency and to provide all information and documentation required to become eligible for possible funding assistance.

That the Board of Park Commissioners of the Cleveland Metropolitan Park District does agree to obligate the funds required to satisfactorily complete the proposed project and become eligible for reimbursement under the terms of the grant program.

Debra K. Berry, President
Board of Park Commissioners

CERTIFICATE OF RECORDING OFFICER

I, the undersigned, hereby certify that the foregoing is a true and correct copy of the resolution adopted by Cleveland Metroparks on the 17th day of November 2022, and that I am duly authorized to execute this certificate.

Brian M. Zimmerman
Chief Executive Officer

**Resolution Authorizing Applications to the Ohio Department of Natural Resources
Division of Parks and Watercraft for Navigational Aids**
November 17, 2022

WHEREAS, The State of Ohio, through the Ohio Department of Natural Resources Division of Parks and Watercraft, provides navigational aids to mark Ohio's waterways through the Navigational Aids program, and

WHEREAS, Cleveland Metroparks desires navigational aids for Huntington Beach and Euclid/Villa Angela Beach to designate "No Wake Zones" and "No Boats" areas.

NOW THEREFORE, be it resolved by the Board of Park Commissioners of the Cleveland Metropolitan Park District as follows:

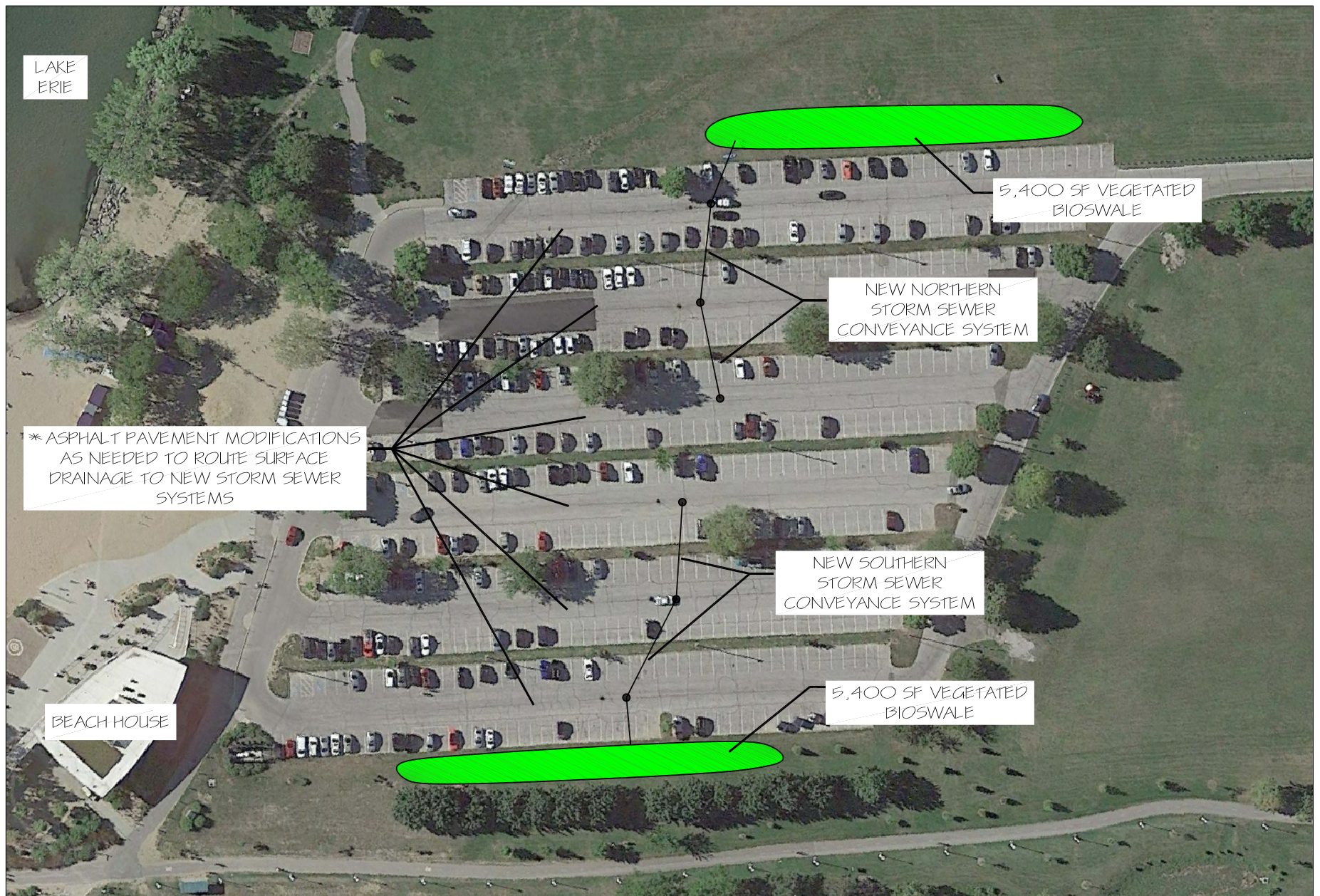
1. That the Board of Park Commissioners of the Cleveland Metropolitan Park District approves filing two applications for navigational aids for Huntington Beach and Euclid/Villa Angela Beach through the Navigational Aids program.
2. That Brian M. Zimmerman, Chief Executive Officer, is hereby authorized and directed to execute and file an application with the Ohio Department of Natural Resources and to provide all information and documentation required to become eligible for possible assistance through the Navigational Aids program.
3. That Brian M. Zimmerman, Chief Executive Officer, is authorized to enter into any agreements necessary and appropriate for obtaining the navigational aids.
4. That the Board of Park Commissioners of the Cleveland Metropolitan Park District does agree to install and maintain the navigational aids under the terms and conditions of the Navigational Aids program.

Debra K. Berry
President, Board of Park Commissioners
Cleveland Metropolitan Park District


CERTIFICATE OF RECORDING OFFICER

I, the undersigned, hereby certify that the foregoing is a true and correct copy of the resolution adopted by Cleveland Metroparks on the 17th day of November 2022, and that I am duly authorized to execute this certificate.

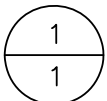
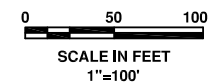
Brian M. Zimmerman
Chief Executive Officer

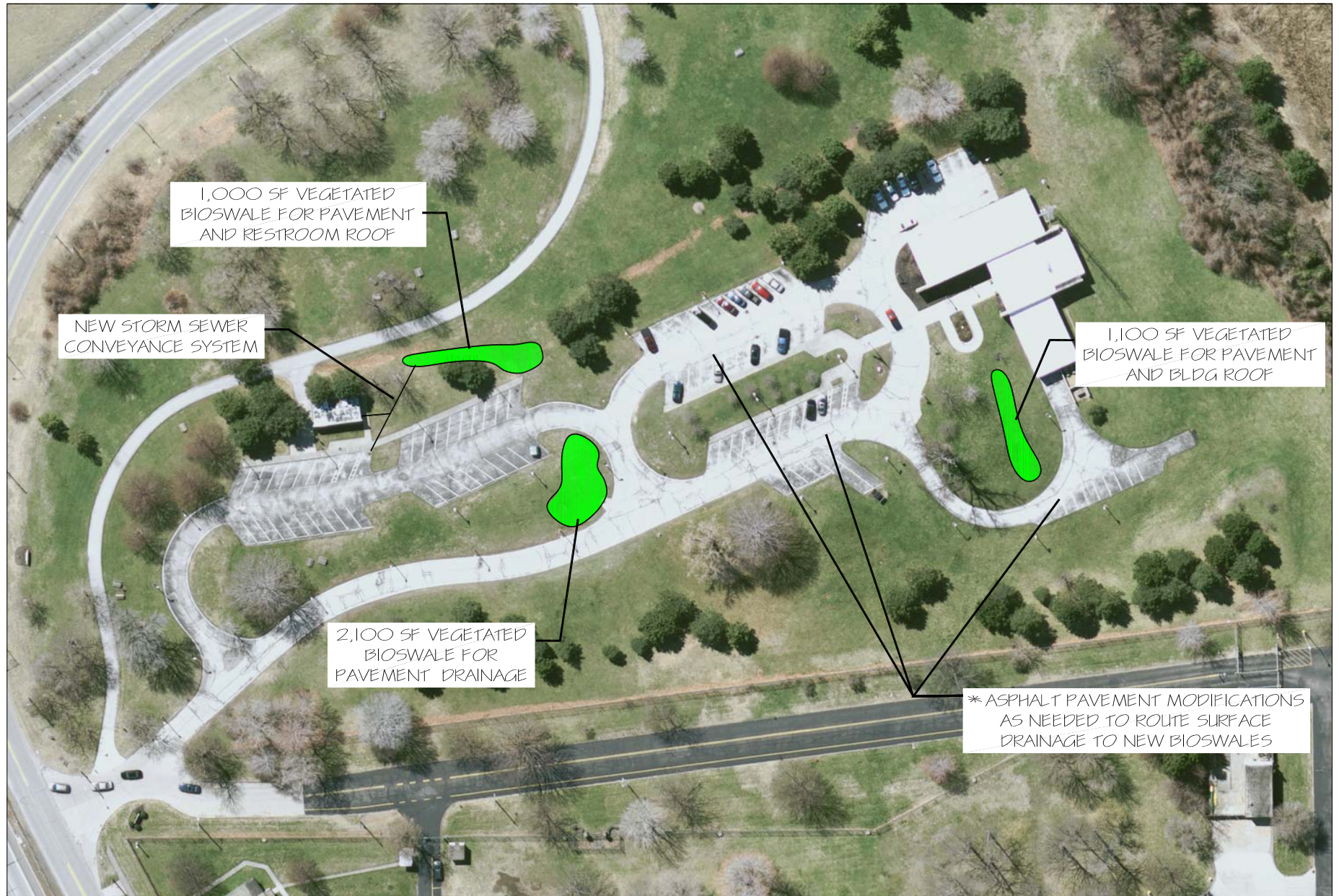


**Cleveland
Metroparks**




**GREEN INFRASTRUCTURE IMPROVEMENTS
EDGEWATER BEACH HOUSE**





**Cleveland
Metroparks**



**GREEN INFRASTRUCTURE IMPROVEMENTS
LAKEFRONT ADMINISTRATION BUILDING**

0 50 100
SCALE IN FEET
1"=100'

1
1

LEGISLATION CONSENT

Rev. 8/5/2022

Ordinance/Resolution #: _____

ODOT Project Title: Municipal Bridge Inspection Program

The following is a/an Resolution enacted by the Cleveland Metroparks of Cuyahoga
(Ordinance/Resolution) (Local Public Agency)
County, Ohio, hereinafter referred to as the Local Public Agency (LPA).

SECTION I – Project Description

WHEREAS the (LPA) has determined the need for the described project:

Bridge Inspection Program Services, including, but not limited to routine inspections, element level inspections, critical findings report, fracture critical member inspections, load rating calculations and reports, weight limits posting sign recommendations, scour assessments, scour plan of actions, development of fracture critical plans, and underwater dive inspection reports if needed.

NOW THEREFORE, be it ordained by the Cleveland Metroparks of Cuyahoga County, Ohio.
(LPA)

SECTION II – Consent Statement

Being in the public interest, the LPA gives consent to the Director of Transportation to complete the above described project.

SECTION III – Cooperation Statement

The LPA shall cooperate with the Director of Transportation in the above-described project as follows:

The State shall assume and bear 100% of all the cost for Bridge Inspection Program Services requested by the Park District and agreed to by the State. Eligible Bridge Inspection Services are described in the Consultant’s Scope of Services Task Order Contract (Exhibit A).

The LPA agrees to pay 100% of the cost of those features which are not included in Exhibit A. Those features may include but not limited to the purchasing and erecting the recommended weight limits postings signs, the implementation of critical findings reports such as partial or total bridge closures, the implementation of the scour plan of actions. When recommendations affect public safety, ODOT expects full implementation by the Park District. As of October 2019, FHWA requires installing weight limits posting signs within 30 days from the official date of the approved recommendations. Timely implementation is essential to the success of this program.

SECTION IV – Utilities and Right-of-Way Statement

The LPA agrees that all right-of-way required for the described project will be made available in accordance with current State and Federal regulations.

SECTION V – Project Duration and Consent Applicability

The Project is based on the available funds provided by ODOT aimed at assisting the LPA in reaching compliance with State and Federal laws and policies for bridge inspection. The Project specifics (program duration, PID number, and consultant scope of services (Exhibit A)) shall be provided to the designated LPA Contractual Agent via email sent by ODOT Office of Structural Engineering (OSE).

ODOT will seek additional funds to renew the project in future years. If such funds are allocated, ODOT will send an email with the Project specifics to the designated LPA Contractual Agent seeking approval for the new Project. ODOT will not proceed with any Project that does not have written authorization via email from the designated LPA Contractual Agent.

SECTION VI – Authorization of Project

Brian Zimmerman – Chief Executive Officer of the Cleveland Metroparks is hereby empowered on behalf of the
(Contractual Agent – Designated Position) (LPA)
Board of Park Commissioners of the Cleveland Metropolitan Park District to provide written authorization via email to the Director of Transportation to
(LPA)
complete the above-described project and any renewals.

Passed: _____, 20 22 .
(Date)

Attested: _____
(Clerk)

(Contractual Agent of LPA – Chief Executive Officer)

Attested: _____
(Title)

(President of the Bd. of Park Commissioners)

The Resolution is hereby declared to be an emergency measure to expedite the highway project and
(Ordinance/Resolution)
to promote highway safety. Following appropriate legislative action, it shall take effect and be in force immediately upon its passage and approval, otherwise it shall take effect and be in force from and after the earliest period allowed by law.

**CERTIFICATE OF COPY
STATE OF OHIO**

The Cleveland Metroparks of Cuyahoga County, Ohio
(LPA)

I, _____, as Clerk of the Cleveland Metroparks
(LPA)
of Cuyahoga County, Ohio, do hereby certify that the foregoing is a true and correct copy of
Resolution adopted by the legislative Authority of the said
(Ordinance/Resolution)
Cleveland Metroparks on the _____ day of _____, 20 22.
(LPA)

That the publication of such Resolution has been made and certified of record according to
(Ordinance/Resolution)
Law; that no proceedings looking to a referendum upon such Resolution have been taken;
(Ordinance/Resolution)
and that such certificate of publication thereof are of record in Resolution,
Page _____,
(Record No.) (Ordinance/Resolution)

IN WITNESS WHEREOF, I have hereunto subscribed my name and affixed my official seal, if applicable,
this _____ day of _____ 20 22.

(Clerk)

(PARK DISTRICT SEAL)

Cleveland Metroparks of Cuyahoga County, Ohio
(LPA)

(If the LPA is designated as a City then the "City Seal" is required. If no Seal, then a letter stating "No Seal is required to accompany the executed legislation.)

The foregoing is accepted as a basis for proceeding with the project herein described.
For the Cleveland Metroparks of Cuyahoga County, Ohio.
(LPA)

Attested: _____ Date _____
(Contractual Agent)



For the State of Ohio

Attested: _____ Date _____
(Director, Ohio Department of Transportation)

**BOARD OF PARK COMMISSIONERS OF THE
CLEVELAND METROPOLITAN PARK DISTRICT
POLICY STATEMENT**

SUBJECT: Property Line Encroachment Policy

EFFECTIVE DATE:

I. PURPOSE

Cleveland Metroparks consists of over 24,000 acres of park land and has several hundred miles of property boundaries and thousands of neighbors. While Cleveland Metroparks property lines are respected by many adjoining landowners, encroachments onto Park District property do occur. An encroachment is defined as the unauthorized use of Cleveland Metroparks property, typically for the private benefit of an adjacent property owner.

Examples of encroachments include, but are not limited to, the following:

- Structures erected on Cleveland Metroparks property (e.g., buildings, sheds, garages, fences, invisible pet fences, decks, playhouses, play equipment, stairs, bridges, lean-tos, deer stands, etc.)
- Cutting or maintaining vegetation on Cleveland Metroparks property (e.g., mowing vegetation, cutting or killing trees, planting vegetation, including planting hedges or trees for privacy, etc.)
- Landscaping and private use areas on Cleveland Metroparks property (e.g., private trails, ATV trails and use, patios, firepits, picnic tables and other outdoor furniture, gardens, ballfields, sport areas, parking spaces, etc.)
- Storage of materials on Cleveland Metroparks property (e.g., firewood, trash and compost bins, machinery, tools, construction materials and equipment, landscaping materials and equipment, boats, RVs, cars, etc.)
- Disposal of materials on Cleveland Metroparks property (e.g., dumping of grass clippings, leaves, brush, and other yard waste, dumping of trash and other refuse, etc.)

Encroachments damage the natural resources Cleveland Metroparks is tasked with protecting, limit public access to public lands, and detract from public enjoyment of public lands. As a steward of these public lands, it is necessary for Cleveland Metroparks to attentively monitor its park boundaries for encroachments and restore encroached upon areas to park use for public good.

II. POLICY

Cleveland Metroparks regularly inspects its property boundaries to identify encroachments. These regular inspections are conducted by Park Managers and Park Operations staff, as they regularly manage and maintain Park District property and are recognized as the first line of defense against property line encroachments. Additional support is provided by the Real Estate Division, which monitors property boundaries and areas of concern using GIS, aerial photography, and field inspections.

As encroachments are identified and verified, Cleveland Metroparks staff will contact the property owner suspected of the encroaching activity and request a resolution to the issue. A significant percentage of property line encroachments are due to property owners not knowing the location of the

**BOARD OF PARK COMMISSIONERS OF THE
CLEVELAND METROPOLITAN PARK DISTRICT
POLICY STATEMENT**

SUBJECT: Property Line Encroachment Policy

EFFECTIVE DATE:

property line or not knowing the negative impacts caused by encroachments. It is, therefore, the Park District's policy that the encroachment resolution process begins as an educational process, rather than a punitive one. Cleveland Metroparks created the Good Neighbor Guide, attached as Exhibit A, to educate the public on how to be a good neighbor to the Park District and the important role neighbors can play in preserving natural resources and public enjoyment of public lands.

III. PROCEDURES

A. Property line inspection

Cleveland Metroparks will inspect the property boundaries for each Reservation at least once every three (3) years. The triennial property line inspections will be conducted by the Real Estate Division using GIS and aerial photography to identify and document potential encroachments.

In addition to the property line inspection process, Cleveland Metroparks staff, through day-to-day park operations, will periodically identify, or be notified of, encroachments on park property. Cleveland Metroparks staff will notify the Real Estate Division and Park Manager upon discovery of a suspected encroachment.

B. Problem verification

Upon identification of a suspected encroachment, the Real Estate Division, with support from the Park Manager, will inspect property boundaries to field verify that an encroachment exists. A log of the inspection will be kept, including the date of the inspection, a description of the issue, and photo documentation of the issue. If an area is difficult to access in the field, aerial imagery may be used for documentation of an encroachment.

Cleveland Metroparks Surveyors can assist in delineating park boundaries to help verify encroachments. Natural Resources staff are also available to assess impacts to the Park District's natural resources by encroaching activities.

C. Problem resolution

1. In all property line violations, the Real Estate Division or Park Manager will mail, or personally deliver, a standard letter to the suspected encroaching property owner describing the type of encroachment(s) identified and requesting a resolution to the problem within a reasonable period of time. A copy of the Good Neighbor Guide will be attached to the encroachment letter (Attachment A). The Real Estate Division, in coordination with the Park Manager, will keep an inspection log documenting the encroachment, correspondence with the property owner suspected of the encroaching activity, and the resolution of the issue.

**BOARD OF PARK COMMISSIONERS OF THE
CLEVELAND METROPOLITAN PARK DISTRICT
POLICY STATEMENT**

SUBJECT: Property Line Encroachment Policy

EFFECTIVE DATE:

Appeal - If the property owner receiving a letter wishes to challenge the existence of an encroachment, they may hire a surveyor, or obtain other professional services, at their own cost.

2. The Real Estate Division or Park Manager shall monitor compliance with the established resolution deadline outlined in the encroachment letter. If a resolution to the problem has not been achieved within the given deadline, then a follow-up letter will be mailed to the encroaching property owner.
3. If an acceptable resolution still has not occurred after the deadline given in the follow-up letter, then, based on the discretion of the Real Estate Division and the Park Manager, the problem may be elevated to the Cleveland Metroparks Police Department and/or the Cleveland Metroparks Legal Department, with attention to the Chief Executive Officer or Chief Operating Officer.

Severe or actively occurring encroachments may be elevated directly to the Cleveland Metroparks Police Department and/or the Cleveland Metroparks Legal Department, where necessary.

Cleveland Metroparks retains the right to directly resolve unauthorized encroachments on Park District property at any time and for any reason (eg., demolishing structures, removing stored materials, cleaning up dumped materials, etc.). Cleveland Metroparks will assess costs associated with resolving encroachments against the encroaching property owner.

IV. DESTRUCTION OF VEGETATION AND NATURAL RESOURCES

When the Park District's vegetation and natural resources are damaged by encroaching property owners, Cleveland Metroparks may seek compensation for the value of the destroyed natural resource. The most common example of destruction of vegetation is a neighboring property owner cutting trees on Cleveland Metroparks property. To determine the value of damaged or destroyed vegetation, the Natural Resources Division will utilize the *Guide for Plant Appraisal, 10th Edition, Revised* (or subsequent editions), published by the Council of Tree and Landscape Appraisers, or other methodology in line with best practices for the valuation of vegetation and natural resources. As part of the encroachment resolution process, the appraised value of the damaged vegetation will be requested from the encroaching property owner, and the funds will be added to the Cleveland Metroparks Legacy Fund. Cleveland Metroparks uses the Legacy Fund to purchase trees and plants to help create a healthy environment for wildlife and preserve and enhance the natural beauty of Cleveland Metroparks.

**BOARD OF PARK COMMISSIONERS OF THE
CLEVELAND METROPOLITAN PARK DISTRICT
POLICY STATEMENT**

SUBJECT: Property Line Encroachment Policy

EFFECTIVE DATE:

References:

Replaces and Supersedes: Property Line Encroachment Policy – 11/30/2017

Approved:

Chief Executive Officer-Secretary

Board President

Approval Date

Review Date



Cleveland Metroparks Good Neighbor Guide

The primary mission of Cleveland Metroparks is protecting nature, connecting communities, and inspiring the conservation of our world. The Park District serves as a steward to over 24,000 acres of land in 18 reservations, including 8 golf courses and the Cleveland Metroparks Zoo.

Neighbors living adjacent to Cleveland Metroparks Reservations play an important role in the Park District's conservation mission. Cleveland Metroparks has hundreds of miles of property boundaries and thousands of neighbors. The goal of the Good Neighbor Guide is to educate Cleveland Metroparks' neighbors on how they can support the Park District's conservation goals by being attentive to their property boundaries.

The Good Neighbor Guide supplements the Cleveland Metroparks Property Line Encroachment Policy, which guides how the Park District monitors its property boundaries and resolves issues with encroaching property owners. An encroachment is defined as the unauthorized use of Cleveland Metroparks property, typically for the private benefit of an adjacent property owner. The Good Neighbor Guide seeks to prevent encroachments from occurring on Park District property by stating the Park District's expectations for neighboring property owners.

Encroachments onto Park District property damage natural resources and detract from public enjoyment of public lands. Encroachments can include, but are not limited to, the following:

- Erecting structures on Cleveland Metroparks property (e.g., buildings, sheds, garages, fences, invisible pet fences, decks, playhouses, play equipment, stairs, bridges, lean-tos, deer stands, etc.)
- Cutting or maintaining vegetation on Cleveland Metroparks property (mowing vegetation, cutting or killing trees, planting vegetation, including planting hedges or trees for privacy, etc.)
- Landscaping and creating private use areas on Cleveland Metroparks property (private trails, ATV trails and use, patios, firepits, picnic tables and other outdoor furniture, gardens, ballfields, sport areas, parking spaces, etc.)
- Storage of materials on Cleveland Metroparks property (firewood, trash and compost bins, machinery, tools, construction materials and equipment, landscaping materials and equipment, boats, RVs, cars, etc.)
- Disposal of materials on Cleveland Metroparks property (dumping of grass clippings, leaves, brush, and other yard waste, dumping of trash and other refuse, etc.)

Cleveland Metroparks neighbors can assist in the preservation of the Park District's natural resources by avoiding the types of encroaching activities listed above. The first step in being a good neighbor is knowing your property boundaries. Other ways to be a good neighbor can include planting native plants in your garden, utilizing rain barrels to capture rainfall, and keeping pets contained on your property to prevent them from disturbing wildlife and park users.

If you are a neighbor to the Park District and have questions regarding the Cleveland Metroparks Property Line Encroachment Policy, Good Neighbor Guide, or Cleveland Metroparks property boundaries, please contact Cleveland Metroparks at 216-635-3200 or generalinfo@clevelandmetroparks.com. Maps of the Cleveland Metroparks are also available at www.clevelandmetroparks.com and on the Cleveland Metroparks mobile app.

**BOARD OF PARK COMMISSIONERS OF THE
CLEVELAND METROPOLITAN PARK DISTRICT
POLICY STATEMENT**

SUBJECT: Conservation Easement Stewardship Policy

EFFECTIVE DATE:

I. PURPOSE

When the Board of Park Commissioners of the Cleveland Metropolitan Park District (Cleveland Metroparks) was established on July 23, 1917, the Park District began acquiring land interests to preserve the pristine landscape and provide access to nature for the citizens of Cuyahoga County and Hinckley Township. Cleveland Metroparks has utilized a number of acquisition tools since its establishment to expand the Park District to over 24,000 acres of protected land. Fee acquisition of land has been the most commonly used method of preserving land, however, beginning in 1996, the Park District began strategically acquiring Conservation Easements on properties containing significant natural resources.

Conservation Easements (CE) are voluntary legal agreements between a landowner and Cleveland Metroparks that permanently limit the use of the land to protect its conservation value. In cases where a property contains a high-quality natural resource, and the property holder wishes to retain ownership of their land but desires to preserve the natural resource, a CE can be entered into between Cleveland Metroparks and the property owner to ensure the resource is protected in perpetuity. The terms of these agreements vary from property to property. Typically a CE will place specific restrictions upon the use of the land preventing the disturbance of the landscape and natural resources while also granting on-going access to Cleveland Metroparks for natural resource management activities. Public access is also often included in the terms of the CE. Between 1996 and 2022, Cleveland Metroparks has preserved nearly 500 acres of land using CEs.

To ensure that the terms of the agreements are met, Cleveland Metroparks must periodically inspect the properties protected by CEs. These property inspections are intended to identify any activities that might endanger the undisturbed, natural, scenic, and open or wooded state of the protected property. Examples of land uses that may not be permitted include:

- Construction of buildings, structures, roadways, or other improvements which affect the protected property.
- Clearing or harvesting of trees and vegetation.
- Manipulation or alteration of natural water courses, lake shores, wetlands or other water bodies.
- Storage of hazardous materials or equipment which may damage the land.
- Unauthorized drilling of oil and gas wells or mining of mineral interests.
- ATV and other motor vehicle use and associated impacts on the landscape.

It is important for Cleveland Metroparks to identify any land use that conflicts with the recorded CE and address it immediately with the landowner to ensure that the landowner understands the terms of the agreement and halts any activity that may further damage the preserved natural resources.

**BOARD OF PARK COMMISSIONERS OF THE
CLEVELAND METROPOLITAN PARK DISTRICT
POLICY STATEMENT**

SUBJECT: Conservation Easement Stewardship Policy

EFFECTIVE DATE:

II. POLICY

Cleveland Metroparks inspects its conservation easements at least once every three (3) years. These stewardship visits are conducted by the Real Estate Division, in coordination with the Park Manager and Natural Resources Division, and are specific to the terms of each respective CE. A monitoring form is completed for each CE property during the stewardship visit. The completed form is utilized to document the conditions of the property and any activities that may conflict with the CE.

After each stewardship visit, a letter is drafted to the landowner to summarize the observations made on the visit. If a land use or activity exists that conflicts with the CE, it is documented within the letter and a follow-up meeting with the landowner is requested to review the CE and develop a plan to correct the conflicting land use.

In some instances, severe violations of the CE terms and conditions may exist. Activities such as timber harvesting, construction of a permanent structure, destruction of wetlands, and other actions that cause permanent impacts to the preserved natural resources of the property may require restoration or restitution from the landowner. These instances will be reviewed on a case-by-case basis and will require engaging the Chief Executive Officer, Chief Legal & Ethics Officer, Chief Operations Officer, and Cleveland Metroparks Police Department to review the implications of the land use conflict.

Cleveland Metroparks will work to establish a Baseline Documentation Report or Current Conditions Report for each conservation easement it holds. These reports document the existing conditions on a conservation easement property at the time an easement is agreed to, in the case of a Baseline Documentation Report, or at the time of the report, in the case of a Current Conditions Report. These reports, by providing a description of the natural resources that exist on a preserved property, as well as photos, can be used as a reference if there is a suspected land use conflict.

Cleveland Metroparks utilizes CEs as a vital tool for conserving the natural resources of Northeast Ohio and will continue to enforce the recorded land use restrictions protecting these properties.

III. PROCEDURES

The following procedures define the role of the Real Estate Division in administering the Conservation Easement Stewardship Policy:

- A. Stewardship Visit – The Real Estate Division will inspect each conservation easement held by Cleveland Metroparks at least once every three (3) years. Notice of the stewardship visit will be sent to the property owner in advance of the visit. The visit

**BOARD OF PARK COMMISSIONERS OF THE
CLEVELAND METROPOLITAN PARK DISTRICT
POLICY STATEMENT**

SUBJECT: Conservation Easement Stewardship Policy

EFFECTIVE DATE:

will be scheduled to ensure maximum visibility of land use. The property owner may participate in the stewardship visit if they desire to. During the stewardship visit, the property will be walked to identify any land use that may be in conflict with the conservation easement language. A property inspection log will be kept using a standard monitoring form, including photographs. A letter will be sent to the landowner summarizing the findings of the stewardship visit.

B. Problem verification – If a problem or conflicting land use is identified upon the preserved property during the stewardship visit, a follow-up phone call, letter, or email to the landowner will be used to confirm the field observations. Cleveland Metroparks surveyors, GIS, and aerial imagery may be used to verify and assess the extent of a land use conflict. If the conservation easement has a Baseline Documentation Report or Current Conditions Report on file, the report may be referenced to compare the baseline condition of the property to the conditions of the property observed during the stewardship visit.

C. Problem resolution

1. With all conservation easement restriction conflicts, a summary of the verified violations will be included in the stewardship visit follow-up letter sent to the landowner. The Real Estate Division, in coordination with the Park Manager and Natural Resources Division, will request an appropriate remedy to the problem. A follow-up meeting will be scheduled to review the conservation easement conflict and to create an action plan to remedy the issue, including a timeline for completion. The follow-up meeting is intended to be educational, not punitive, as many conflicts arise from a lack of information rather than a malicious intent. It is the responsibility of the landowner to remedy the issue as quickly as possible, regardless of whether he/she is the source of the violation or not. If the conflicting land use is originating from a neighboring landowner, the Real Estate Division will support the landowner of the preserved property by communicating the terms of the agreement and pursuing a resolution to the conflicting land use with the neighboring landowner.
2. The Real Estate Division, in coordination with the Park Manager and Natural Resources Division, will monitor the resolution of the conservation easement violation in accordance with the resolution timeline established. If a resolution has not been achieved within the allotted timeframe, and no extenuating circumstances exist, then the problem may be elevated to the Cleveland Metroparks Legal Department.
3. If an acceptable resolution has not been reached after the follow-up letter, then the violation will be referred to the Cleveland Metroparks Chief Legal & Ethics Officer and Chief Executive Officer. The Chief Legal & Ethics Officer and

**BOARD OF PARK COMMISSIONERS OF THE
CLEVELAND METROPOLITAN PARK DISTRICT
POLICY STATEMENT**

SUBJECT: Conservation Easement Stewardship Policy

EFFECTIVE DATE:

Chief Executive Officer will, with notice to the Chief Operating Officer, Park Manager, and Real Estate Division, determine the appropriate next steps to resolving the violation, which may include the initiation of legal action, up to and including criminal prosecution.

4. In addition to being guided by the Conservation Easement Stewardship Policy, problem resolution will be dictated by, and superseded by, the terms of each respective conservation easement.

D. Severe land use violation and resolution – In rare cases, the damage caused by a conflicting land use may require funds for restoration, or necessitate other restitution to Cleveland Metroparks. Examples of such violations are:

- Clear cutting of forest and timber harvesting
- Filling in or destruction of wetlands
- Oil & gas well drilling or mining operations
- Construction of permanent structures

Such rare and extreme cases will be reviewed on a case-by-case basis and require engaging the Chief Executive Officer, Chief Operating Officer, Chief Legal & Ethics Officer, and the Cleveland Metroparks Police Department.

E. Destruction of vegetation and natural resources – To determine the value of damaged or destroyed vegetation, the Natural Resources Division will utilize the *Guide for Plant Appraisal, 10th Edition, Revised* (or subsequent editions), published by the Council of Tree and Landscape Appraisers, or other methodology in line with best practices for the valuation of vegetation and natural resources. As part of the problem resolution process, the appraised value of the damaged vegetation may be requested from the property owner or responsible party, and the funds will be added to the Cleveland Metroparks Legacy Fund. Cleveland Metroparks uses the Legacy Fund to purchase trees and plants to help create a healthy environment for wildlife and preserve and enhance the natural beauty of Cleveland Metroparks.

F. Baseline Documentation Reports and Current Conditions Reports – Baseline Documentation Reports document the condition of a conservation property at the time a conservation easement is entered into. The reports include maps and photographs of the conservation property, as well as descriptions of the property's unique natural resources. For conservation easements that did not have a Baseline Documentation Report created at the time the easement was established, a Current Conditions Report

**BOARD OF PARK COMMISSIONERS OF THE
CLEVELAND METROPOLITAN PARK DISTRICT
POLICY STATEMENT**

SUBJECT: Conservation Easement Stewardship Policy

EFFECTIVE DATE:

can be created after the establishment of the easement that includes the same information as a Baseline Documentation Report. The Baseline Documentation Report or Current Conditions Report serves as a reference for future monitoring and enforcement activities. Cleveland Metroparks will work to create a Baseline Documentation Report or Current Conditions Report for each conservation easement it holds.

References:

Replaces and Supersedes: Conservation Easement Stewardship Policy – 11/30/2017

Approved:

Chief Executive Officer-Secretary

Board President

Approval Date

Review Date

A/P CASH DISBURSEMENTS

CASH ACCOUNT: 0000000 100115 HNB CDA Account
 CHECK NO CHK DATE TYPE VENDOR NAME

CHECK NO	CHK DATE	TYPE	VENDOR NAME	VOUCHER	INVOICE	INV DATE	PO	CHECK RUN	NET
2600424	10/14/2022	MANL	9077 ISAAC GOLDSTEIN		AUG-SEPT 2022	10/04/2022	20210201	DD101422	3,876.00
			Invoice: AUG-SEPT 2022			ANDEAN BEAR CONSERVATION			
								CHECK 2600424 TOTAL:	3,876.00
NUMBER OF CHECKS						1	*** CASH ACCOUNT TOTAL ***		3,876.00
TOTAL MANUAL CHECKS						COUNT	AMOUNT		
						1	3,876.00		
								*** GRAND TOTAL ***	3,876.00

A/P CASH DISBURSEMENTS

CASH ACCOUNT: 0000000 100115 HNB CDA Account

CHECK NO	CHK DATE	TYPE	VENDOR NAME	VOUCHER	INVOICE	INV DATE	PO	CHECK RUN	NET	
4311	10/14/2022	WIRE	659 OHIO DEFERRED COMPEN		PAYROLL 10/8/22	10/08/2022		WI101422	80,126.41	
			Invoice: PAYROLL 10/8/22			EMPLOYEE DEDUCTIONS				
								CHECK	4311 TOTAL:	80,126.41
4312	10/14/2022	WIRE	659 OHIO DEFERRED COMPEN		PAYROLL 10/8/22	10/08/2022		WI101422	5,360.00	
			Invoice: PAYROLL 10/8/22			EMPLOYEE DEDUCTIONS				
								CHECK	4312 TOTAL:	5,360.00
4313	10/14/2022	WIRE	2585 OPERS-EMPLOYER CONTR		PAYROLL 10/8/22	10/08/2022		WI101422	182,997.29	
			Invoice: PAYROLL 10/8/22			EMPLOYEE PICKUP				
								CHECK	4313 TOTAL:	182,997.29
4314	10/14/2022	WIRE	2585 OPERS-EMPLOYER CONTR		PAYROLL 10/8/22	10/08/2022		WI101422	31,425.91	
			Invoice: PAYROLL 10/8/22			EMPLOYEE POLICE PICKUP				
								CHECK	4314 TOTAL:	31,425.91
4315	10/14/2022	WIRE	2585 OPERS-EMPLOYER CONTR		PAYROLL 10/8/22	10/08/2022		WI101422	256,196.21	
			Invoice: PAYROLL 10/8/22			EMPLOYER PICKUP				
								CHECK	4315 TOTAL:	256,196.21
4316	10/14/2022	WIRE	2585 OPERS-EMPLOYER CONTR		PAYROLL 10/8/22	10/08/2022		WI101422	43,754.54	
			Invoice: PAYROLL 10/8/22			EMPLOYER POLICE PICKUP				
								CHECK	4316 TOTAL:	43,754.54
NUMBER OF CHECKS						6	*** CASH ACCOUNT TOTAL ***		599,860.36	
TOTAL WIRE TRANSFERS						COUNT	AMOUNT			
						6	599,860.36			
								*** GRAND TOTAL ***	599,860.36	

A/P CASH DISBURSEMENTS

CASH ACCOUNT: 0000000 100115 HNB CDA Account

CHECK NO	CHK DATE	TYPE	VENDOR NAME	VOUCHER	INVOICE	INV DATE	PO	CHECK RUN	NET
						INVOICE DTL DESC			
19669	10/14/2022	PRTD	1098 ADP, LLC		616479186	10/07/2022	20211196	10/14/22	750.00
		Invoice: 616479186				RECRUITING MGMT. FEE THRU 10/31/22			
		Invoice: 616480084			616480084	10/07/2022	20211196	10/14/22	166.50
						ELECTRONIC I-9 SERVICES THRU 9/30/22			
						CHECK	19669	TOTAL:	916.50
19670	10/14/2022	PRTD	1102 ADVANCE OHIO		0010453185/40128147	09/29/2022	20220351	10/14/22	757.12
		Invoice: 0010453185/40128147				BID LEGAL NOTICES			
		Invoice: 0010449089/40128147			0010449089/40128147	09/23/2022	20220351	10/14/22	515.84
						BID LEGAL NOTICES			
						CHECK	19670	TOTAL:	1,272.96
19671	10/14/2022	PRTD	32 ADVANCED FRYER SOLUT		35-2236	10/05/2022	20211784	10/14/22	155.00
		Invoice: 35-2236				GREASE TRAP SERVICE-SLEEPY			
		Invoice: R13-3230			R13-3230	10/06/2022	20210175	10/14/22	201.55
						FRYER MGMT. SERVICE-MERWINS			
		Invoice: R13-3232			R13-3232	10/06/2022	20210175	10/14/22	201.55
						FRYER MGMT. SERVICE-E.55TH FOOD TRUCK			
		Invoice: R13-3250			R13-3250	10/13/2022	20210175	10/14/22	201.55
						FRYER MGMT. SERVICE-MERWINS			
						CHECK	19671	TOTAL:	759.65
19672	10/14/2022	PRTD	1170 AMERIGAS PROPANE LP		805502075	10/06/2022	20211821	10/14/22	144.54
		Invoice: 805502075				HEATING PROPANE-BEDFORD			
						CHECK	19672	TOTAL:	144.54
19673	10/14/2022	PRTD	1170 AMERIGAS PROPANE LP		805496995	09/30/2022	20211746	10/14/22	118.24
		Invoice: 805496995				CYLINDER PROPANE-ZOO			
						CHECK	19673	TOTAL:	118.24
19674	10/14/2022	PRTD	75 APPLE MOBILE LEASING		97057	10/07/2022	20181211	10/14/22	725.00
		Invoice: 97057				MOUNTED UNIT TRAILER RENTAL 10/17/22-11/13/22			
						CHECK	19674	TOTAL:	725.00

A/P CASH DISBURSEMENTS

CASH ACCOUNT: 0000000 100115 HNB CDA Account
 CHECK NO CHK DATE TYPE VENDOR NAME

CHECK NO	CHK DATE	TYPE	VENDOR NAME	VOUCHER	INVOICE	INV DATE	PO	CHECK RUN	NET
INVOICE DTL DESC									
19675	10/14/2022	PRTD	77 AQUATIC CONTROL INC.		218296	10/12/2022	20221329	10/14/22	20,634.00
			Invoice: 218296			HERBICIDE BID 6618-NAT.RES.			
						CHECK	19675	TOTAL:	20,634.00
19676	10/14/2022	PRTD	1199 ARAMARK		5410037249	10/05/2022	20220196	10/14/22	27.83
			Invoice: 5410037249			WEEKLY MAT SERVICE RFP#6401-MERWINS			
			Invoice: 5410038492		5410038492	10/07/2022	20220283	10/14/22	40.45
						MONTHLY MAT SERVICE RFP#6401-RRNC			
			Invoice: 5410028303		5410028303	09/07/2022	20220196	10/14/22	27.83
						WEEKLY MAT SERVICE RFP#6401-MERWINS			
			Invoice: 5410028607		5410028607	09/07/2022	20220196	10/14/22	13.65
						BI-MONTHLY MAT SERVICE RFP#6401-WILDWOOD MARINA			
			Invoice: 5410034976		5410034976	09/28/2022	20220196	10/14/22	27.83
						WEEKLY MAT SERVICE RFP#6401-MERWINS			
			Invoice: 5410035185		5410035185	09/28/2022	20220195	10/14/22	50.00
						MONTHLY SHOP TOWEL/RUIN FEE RFP#64010-MSR FLEET			
			Invoice: 5410035189		5410035189	09/28/2022	20220254	10/14/22	12.40
						MONTHLY MAT SERVICE RFP#6401-MSR POLICE OFFICE			
			Invoice: 5410039936		5410039936	10/12/2022	20220196	10/14/22	27.83
						WEEKLY MAT SERVICE RFP#6401-MERWINS			
						CHECK	19676	TOTAL:	227.82
19677	10/14/2022	PRTD	79 ARMS TRUCKING COMPAN		PSINV321031	09/30/2022	20211175	10/14/22	1,205.77
			Invoice: PSINV321031			GOLF TOPDRESSING BID 6565-B.MET			
			Invoice: PSINV321033		PSINV321033	09/30/2022	20220408	10/14/22	1,547.44
						GOLF TOPDRESSING BID 6565-MANAKIKI			
			Invoice: PSINV321036		PSINV321036	09/30/2022	20220414	10/14/22	1,558.16
						GOLF TOPDRESSING BID 6565-SENECA			
						CHECK	19677	TOTAL:	4,311.37
19678	10/14/2022	PRTD	81 AROUND THE BEND		9/28/22	09/28/2022	20211842	10/14/22	600.00
			Invoice: 9/28/22			ZOO NATURE DISCOVERY RIDGE WILLOW STRUCTURE REPAIR			
						CHECK	19678	TOTAL:	600.00

A/P CASH DISBURSEMENTS

CASH ACCOUNT: 0000000 100115 HNB CDA Account
 CHECK NO CHK DATE TYPE VENDOR NAME

CHECK NO	CHK DATE	TYPE	VENDOR NAME	VOUCHER	INVOICE	INV DATE	PO	CHECK RUN	NET
INVOICE DTL DESC									
19679	10/14/2022	PRTD	1225 AT & T		216 226-3030 772 5	10/01/2022	20201092	10/14/22	68.49
			Invoice: 216 226-3030 772 5			TELEPHONE 10/1-10/31/22			
			Invoice: 216 521-1525 939 0		216 521-1525 939 0	10/01/2022	20201092	10/14/22	156.83
						TELEPHONE 10/1-10/31/22			
			Invoice: 216 583-0684 431 7		216 583-0684 431 7	10/01/2022	20201092	10/14/22	45.04
						TELEPHONE 10/1-10/31/22			
			Invoice: 440 R01-0303 526 5		440 R01-0303 526 5	10/01/2022	20201092	10/14/22	567.52
						TELEPHONE 10/1-10/31/22			
							CHECK	19679 TOTAL:	837.88
19680	10/14/2022	PRTD	1225 AT & T		831-001-1894 574	09/01/2022	20201092	10/14/22	146.31
			Invoice: 831-001-1894 574			ASEOD 9/1/22			
			Invoice: 831-001-1894 574		831-001-1894 574	10/01/2022	20201092	10/14/22	1,059.42
						ASEOD 10/1/22			
							CHECK	19680 TOTAL:	1,205.73
19681	10/14/2022	PRTD	1225 AT & T		831-000-6100 332	09/29/2022	20201092	10/14/22	871.45
			Invoice: 831-000-6100 332			FLEX CIRCUIT 9/29/22			
							CHECK	19681 TOTAL:	871.45
19682	10/14/2022	PRTD	1225 AT & T		SOH-ASE-CMP	10/01/2022	20201092	10/14/22	6,762.69
			Invoice: SOH-ASE-CMP			FIBER OPTIC 9/1-9/30/22			
							CHECK	19682 TOTAL:	6,762.69
19683	10/14/2022	PRTD	1228 AT&T		SB258253	10/03/2022	20220046	10/14/22	41.57
			Invoice: SB258253			BIG MET TELE.SYS.MTCE.SERVICE 10/16/22-11/15/22			
							CHECK	19683 TOTAL:	41.57
19684	10/14/2022	PRTD	1230 AT&T MOBILITY		287288562367	09/27/2022	20201232	10/14/22	1,945.19
			Invoice: 287288562367			FIRST NET WIRELESS DATA ONLY 8/28/22-9/27/22			
							CHECK	19684 TOTAL:	1,945.19
19685	10/14/2022	PRTD	1240 AUSTRALIAN OUTBACK P		240	10/03/2022	20211386	10/14/22	899.00
			Invoice: 240			ZOO ANIMAL EUCALYPTUS BROWSE SS#6591			

A/P CASH DISBURSEMENTS

CASH ACCOUNT: 0000000 100115 HNB CDA Account
 CHECK NO CHK DATE TYPE VENDOR NAME

CHECK NO	CHK DATE	TYPE	VENDOR NAME	VOUCHER	INVOICE	INV DATE	PO	CHECK RUN	NET
						INVOICE DTL DESC			
					241	10/03/2022	20220502	10/14/22	193.50
Invoice: 241						TREE KANGAROOS BROWSE			
								CHECK 19685 TOTAL:	1,092.50
19686	10/14/2022	PRTD	103 BAYCRAFTERS		PAYROLL 10/8/22	10/08/2022		10/14/22	2.00
Invoice: PAYROLL	10/8/22					EMPLOYEE DEDUCTIONS			
								CHECK 19686 TOTAL:	2.00
19687	10/14/2022	PRTD	104 TREASURER STATE OF O		0354826-IN	10/03/2022	20220320	10/14/22	69.25
Invoice: 0354826-IN						EMPLOYMENT EXPENSE 8BJ225			
								CHECK 19687 TOTAL:	69.25
19688	10/14/2022	PRTD	1296 BEHR GEO ENVIRONMENT		220023.01	10/10/2022	20221263	10/14/22	6,030.00
Invoice: 220023.01						PHASE I & II ESA-MAPLE HEIGHTS PROPERTY			
								CHECK 19688 TOTAL:	6,030.00
19689	10/14/2022	PRTD	9323 PEPSI-COLA		26998159	10/07/2022	20190905	10/14/22	306.58
Invoice: 26998159						CONCESSION RFP 6385-CHALET			
								CHECK 19689 TOTAL:	306.58
19690	10/14/2022	PRTD	145 BAR AND BEVERAGE CON		160242	09/15/2022	20220278	10/14/22	60.00
Invoice: 160242						BEER LINE MTCE. SERVICE-HUNTINGTON			
Invoice: 161952					161952	09/30/2022	20220278	10/14/22	30.00
						BEER LINE MTCE. SERVICE-SENECA			
Invoice: 162182					162182	10/07/2022	20220278	10/14/22	102.00
						BEER LINE MTCE. SERVICE-MERWINS			
								CHECK 19690 TOTAL:	192.00
19691	10/14/2022	PRTD	10661 CAMELOT BAKERY LLC		18126	10/05/2022	20220092	10/14/22	60.80
Invoice: 18126						RESTAURANT SS#6616-MERWINS			
Invoice: 18142					18142	10/12/2022	20220092	10/14/22	85.75
						RESTAURANT SS#6616-MERWINS			
								CHECK 19691 TOTAL:	146.55

A/P CASH DISBURSEMENTS

CASH ACCOUNT: 0000000 100115 HNB CDA Account
 CHECK NO CHK DATE TYPE VENDOR NAME

CHECK NO	CHK DATE	TYPE	VENDOR NAME	VOUCHER	INVOICE	INV DATE	PO	CHECK RUN	NET
INVOICE DTL DESC									
19692	10/14/2022	PRTD	1417 CAMP CHEERFUL		PAYROLL 10/8/22	10/08/2022		10/14/22	99.00
			Invoice: PAYROLL 10/8/22			EMPLOYEE DEDUCTIONS			
						CHECK		19692 TOTAL:	99.00
19693	10/14/2022	PRTD	1418 CANINE COMPANIONS FO		PAYROLL 10/8/22	10/08/2022		10/14/22	74.00
			Invoice: PAYROLL 10/8/22			EMPLOYEE DEDUCTIONS			
						CHECK		19693 TOTAL:	74.00
19694	10/14/2022	PRTD	157 CARGILL, INCORPORATE		2907560905	09/28/2022	20221223	10/14/22	3,512.79
			Invoice: 2907560905			ROCK SALT COOP#6681-S.CHAGRIN			
						CHECK		19694 TOTAL:	3,512.79
19695	10/14/2022	PRTD	168 CATANESE CLASSIC SEA		058351	10/07/2022	20220089	10/14/22	422.08
			Invoice: 058351			RESTAURANT SS#6616-MERWINS			
						CHECK		19695 TOTAL:	422.08
19696	10/14/2022	PRTD	1445 CDW GOVERNMENT		CZ56086	09/23/2022	20220978	10/14/22	335.00
			Invoice: CZ56086			EATON UPS BATTERY REPLACEMENT-IT			
			Invoice: DC65459		DC65459	09/29/2022	20220963	10/14/22	748.53
						EXTREME NETWORKS CLOUD IQ PILOT-IT			
			Invoice: DC87182		DC87182	09/29/2022	20221315	10/14/22	19,269.20
						MICROSOFT SURFACE LAPTOPS-IT			
						CHECK		19696 TOTAL:	20,352.73
19697	10/14/2022	PRTD	4428 CENTERRA CO-OP		00418600	09/02/2022	20220948	10/14/22	2,725.80
			Invoice: 00418600			POLICE STABLE BEDDING			
			Invoice: 00418601		00418601	09/02/2022	20220948	10/14/22	561.68
						POLICE STABLE BEDDING			
			Invoice: 00419823		00419823	09/21/2022	20220951	10/14/22	1,099.00
						ZOO ANIMAL GRAIN SS#6654			
			Invoice: 00420325		00420325	09/21/2022	20220951	10/14/22	3,024.64
						ZOO ANIMAL GRAIN SS#6654			
						CHECK		19697 TOTAL:	7,411.12

A/P CASH DISBURSEMENTS

CASH ACCOUNT: 0000000 100115 HNB CDA Account

CHECK NO	CHK DATE	TYPE	VENDOR NAME	VOUCHER	INVOICE	INV DATE	PO	CHECK RUN	NET
						INVOICE DTL DESC			
								CHECK 19706 TOTAL:	181.14
19707	10/14/2022	PRTD	1540 CLEVELAND PUBLIC POW		4994351111	10/07/2022	20220102	10/14/22	61.52
	Invoice: 4994351111					ELECTRICITY 9/6-10/5/22			
								CHECK 19707 TOTAL:	61.52
19708	10/14/2022	PRTD	1540 CLEVELAND PUBLIC POW		5848641111	10/07/2022	20220102	10/14/22	73.48
	Invoice: 5848641111					ELECTRICITY 9/7-10/5/22			
								CHECK 19708 TOTAL:	73.48
19709	10/14/2022	PRTD	1540 CLEVELAND PUBLIC POW		6848641111	10/07/2022	20220102	10/14/22	518.21
	Invoice: 6848641111					ELECTRICITY 9/6-10/5/22			
								CHECK 19709 TOTAL:	518.21
19710	10/14/2022	PRTD	1540 CLEVELAND PUBLIC POW		7848641111	10/07/2022	20220102	10/14/22	167.30
	Invoice: 7848641111					ELECTRICITY 9/7-10/5/22			
								CHECK 19710 TOTAL:	167.30
19711	10/14/2022	PRTD	1540 CLEVELAND PUBLIC POW		8986841111	10/07/2022	20220102	10/14/22	2,464.11
	Invoice: 8986841111					ELECTRICITY 9/6-10/5/22			
								CHECK 19711 TOTAL:	2,464.11
19712	10/14/2022	PRTD	212 CLEVELAND ZOOLOGICAL		PAYROLL 10/8/22	10/08/2022		10/14/22	318.15
	Invoice: PAYROLL 10/8/22					EMPLOYEE DEDUCTIONS			
								CHECK 19712 TOTAL:	318.15
19713	10/14/2022	PRTD	1557 CITY OF CLEVELAND		0823810000	10/03/2022	20220103	10/14/22	119.95
	Invoice: 0823810000					WATER 9/2-10/3/22			
					0893740000	10/03/2022	20220103	10/14/22	67.20
	Invoice: 0893740000					WATER 9/2-10/3/22			
					2276130000	10/03/2022	20220103	10/14/22	67.20
	Invoice: 2276130000					WATER 9/2-10/3/22			
					2526420000	10/03/2022	20220103	10/14/22	119.95
	Invoice: 2526420000					WATER 9/2-10/3/22			
					2893740000	10/03/2022	20220103	10/14/22	67.20

A/P CASH DISBURSEMENTS

CASH ACCOUNT: 0000000 100115 HNB CDA Account
 CHECK NO CHK DATE TYPE VENDOR NAME

CHECK NO	CHK DATE	TYPE	VENDOR NAME	VOUCHER	INVOICE	INV DATE	PO	CHECK RUN	NET
						INVOICE DTL DESC			
Invoice: 4206841306					4206841306	10/06/2022	20220103	10/14/22	783.22
						WATER 9/2-10/4/22			
Invoice: 4641740000					4641740000	10/06/2022	20220103	10/14/22	81.51
						WATER 9/6-10/5/22			
Invoice: 8384213822					8384213822	10/07/2022	20220103	10/14/22	102.56
						WATER 9/3-10/6/22			
								CHECK 19713 TOTAL:	14,843.47
19714 10/14/2022 PRTD			1557 CITY OF CLEVELAND		1642177266	10/04/2022	20220103	10/14/22	56.51
Invoice: 1642177266						WATER 9/1-10/3/22			
Invoice: 2928841450					2928841450	10/04/2022	20220103	10/14/22	46.28
						WATER 9/1-10/4/22			
Invoice: 8453940000					8453940000	10/04/2022	20220103	10/14/22	20.24
						WATER 9/2-10/4/22			
Invoice: 4762535021					4762535021	10/05/2022	20220103	10/14/22	56.51
						WATER 9/2-10/4/22			
Invoice: 9367510000					9367510000	10/05/2022	20220103	10/14/22	38.63
						WATER 9/3-10/4/22			
								CHECK 19714 TOTAL:	218.17
19715 10/14/2022 PRTD			1571 COLUMBIA GAS OF OHIO		18991464 001 000 2	10/07/2022	20220104	10/14/22	46.26
Invoice: 18991464 001 000 2						GAS 9/7-10/6/22			
Invoice: 18998496 001 000 8					18998496 001 000 8	10/07/2022	20220104	10/14/22	38.95
						GAS 9/7-10/6/22			
								CHECK 19715 TOTAL:	85.21
19716 10/14/2022 PRTD			1577 COMMITTEE FOR OUR CL		PAYROLL 10/8/22	10/08/2022		10/14/22	305.00
Invoice: PAYROLL 10/8/22						EMPLOYEE DEDUCTIONS			
								CHECK 19716 TOTAL:	305.00
19717 10/14/2022 PRTD			6887 COMMUNITY WEST FOUND		PAYROLL 10/8/22	10/08/2022		10/14/22	6.00
Invoice: PAYROLL 10/8/22						EMPLOYEE DEDUCTIONS			
								CHECK 19717 TOTAL:	6.00

A/P CASH DISBURSEMENTS

CASH ACCOUNT: 0000000 100115 HNB CDA Account
 CHECK NO CHK DATE TYPE VENDOR NAME

CHECK NO	CHK DATE	TYPE	VENDOR NAME	VOUCHER	INVOICE	INV DATE	PO	CHECK RUN	NET
INVOICE DTL DESC									
19718	10/14/2022	PRTD	1613 COX BUSINESS		001 6011 025262801	10/08/2022	20220124	10/14/22	364.31
			Invoice: 001 6011 025262801					SENECA INTERNET/CABLE SERVICE 10/8/22-11/7/22	
								CHECK 19718 TOTAL:	364.31
19719	10/14/2022	PRTD	1641 CUYAHOGA COUNTY SHER		2022-SEPT-METROPARKS	10/05/2022	20220029	10/14/22	3,663.60
			Invoice: 2022-SEPT-METROPARKS					CUYAHOGA COUNTY JAIL PRISONER HOUSING	
								CHECK 19719 TOTAL:	3,663.60
19720	10/14/2022	PRTD	1666 DAVIS TREE FARM & NU		117069	09/27/2022	20220606	10/14/22	6,240.25
			Invoice: 117069					NON NATIVE PLANT MATERIAL SS#6631-ZOO	
								CHECK 19720 TOTAL:	6,240.25
19721	10/14/2022	PRTD	1707 DISTILLATA COMPANY,		771875/019297	09/09/2022	20220016	10/14/22	44.75
			Invoice: 771875/019297					TIMBERLANE STABLE WATER	
					796944/019297	09/30/2022	20220016	10/14/22	9.00
			Invoice: 796944/019297					TIMBERLANE STABLE COOLER RENTAL-OCT 2022	
								CHECK 19721 TOTAL:	53.75
19722	10/14/2022	PRTD	1739 DOMINION ENERGY OHIO		1 1800 1217 3284	09/30/2022	20220125	10/14/22	98.80
			Invoice: 1 1800 1217 3284					GAS 8/31-9/30/22	
								CHECK 19722 TOTAL:	98.80
19723	10/14/2022	PRTD	1739 DOMINION ENERGY OHIO		1 4403 0013 3802	10/05/2022	20220125	10/14/22	301.57
			Invoice: 1 4403 0013 3802					GAS 9/6-10/5/22	
								CHECK 19723 TOTAL:	301.57
19724	10/14/2022	PRTD	1739 DOMINION ENERGY OHIO		1 4403 0013 3817	10/05/2022	20220125	10/14/22	64.13
			Invoice: 1 4403 0013 3817					GAS 9/6-10/5/22	
								CHECK 19724 TOTAL:	64.13
19725	10/14/2022	PRTD	1739 DOMINION ENERGY OHIO		1 5000 6699 5979	10/04/2022	20220125	10/14/22	62.03
			Invoice: 1 5000 6699 5979					GAS 9/2-10/4/22	
								CHECK 19725 TOTAL:	62.03

A/P CASH DISBURSEMENTS

CASH ACCOUNT: 0000000 100115 HNB CDA Account
 CHECK NO CHK DATE TYPE VENDOR NAME

CHECK NO	CHK DATE	TYPE	VENDOR NAME	VOUCHER	INVOICE	INV DATE	PO	CHECK RUN	NET
INVOICE DTL DESC									
19726	10/14/2022	PRTD	1739 DOMINION ENERGY OHIO	3	1800 0942 2957	10/04/2022	20220125	10/14/22	40.22
	Invoice: 3 1800 0942 2957					GAS 9/2-10/4/22			
							CHECK	19726 TOTAL:	40.22
19727	10/14/2022	PRTD	1739 DOMINION ENERGY OHIO	3	1800 1537 9049	10/07/2022	20220125	10/14/22	664.38
	Invoice: 3 1800 1537 9049					GAS 9/6-10/5/22			
							CHECK	19727 TOTAL:	664.38
19728	10/14/2022	PRTD	1739 DOMINION ENERGY OHIO	3	4401 0013 3908	10/07/2022	20220125	10/14/22	56.79
	Invoice: 3 4401 0013 3908					GAS 9/6-10/5/22			
							CHECK	19728 TOTAL:	56.79
19729	10/14/2022	PRTD	1739 DOMINION ENERGY OHIO	3	4420 0013 3934	10/06/2022	20220125	10/14/22	106.17
	Invoice: 3 4420 0013 3934					GAS 9/7-10/6/22			
							CHECK	19729 TOTAL:	106.17
19730	10/14/2022	PRTD	1739 DOMINION ENERGY OHIO	3	4420 0013 3948	10/06/2022	20220125	10/14/22	151.33
	Invoice: 3 4420 0013 3948					GAS 9/7-10/6/22			
							CHECK	19730 TOTAL:	151.33
19731	10/14/2022	PRTD	1739 DOMINION ENERGY OHIO	3	4420 0013 3953	10/06/2022	20220125	10/14/22	90.41
	Invoice: 3 4420 0013 3953					GAS 9/7-10/6/22			
							CHECK	19731 TOTAL:	90.41
19732	10/14/2022	PRTD	1739 DOMINION ENERGY OHIO	3	5000 5460 4276	10/05/2022	20220125	10/14/22	101.95
	Invoice: 3 5000 5460 4276					GAS 9/2-10/4/22			
							CHECK	19732 TOTAL:	101.95
19733	10/14/2022	PRTD	1739 DOMINION ENERGY OHIO	8	4400 0013 3785	10/05/2022	20220125	10/14/22	69.40
	Invoice: 8 4400 0013 3785					GAS 9/6-10/5/22			
							CHECK	19733 TOTAL:	69.40
19734	10/14/2022	PRTD	1739 DOMINION ENERGY OHIO	9	4401 0013 3850	10/07/2022	20220125	10/14/22	65.19
	Invoice: 9 4401 0013 3850					GAS 9/6-10/5/22			

A/P CASH DISBURSEMENTS

CASH ACCOUNT: 0000000 100115 HNB CDA Account
 CHECK NO CHK DATE TYPE VENDOR NAME

CHECK NO	CHK DATE	TYPE	VENDOR NAME	VOUCHER	INVOICE	INV DATE	PO	CHECK RUN	NET
						INVOICE DTL DESC			
								CHECK 19734 TOTAL:	65.19
19735	10/14/2022	PRTD	1739 DOMINION ENERGY OHIO	9 4401 0013 3864		10/07/2022	20220125	10/14/22	51.53
			Invoice: 9 4401 0013 3864			GAS 9/6-10/5/22			
								CHECK 19735 TOTAL:	51.53
19736	10/14/2022	PRTD	1739 DOMINION ENERGY OHIO	9 4401 0013 3879		10/07/2022	20220125	10/14/22	63.09
			Invoice: 9 4401 0013 3879			GAS 9/6-10/5/22			
								CHECK 19736 TOTAL:	63.09
19737	10/14/2022	PRTD	1739 DOMINION ENERGY OHIO	9 4401 0013 3883		10/07/2022	20220125	10/14/22	517.98
			Invoice: 9 4401 0013 3883			GAS 9/6-10/5/22			
								CHECK 19737 TOTAL:	517.98
19738	10/14/2022	PRTD	1740 EASTERN LABORATORY S	91697199		09/30/2022	20220244	10/14/22	15.00
			Invoice: 91697199			HINCKLEY WATER SAMPLES-BATHHOUSE			
								CHECK 19738 TOTAL:	15.00
19739	10/14/2022	PRTD	3530 ECONOMY PRODUCE & VE	2571529-A		10/01/2022	20220113	10/14/22	1,654.00
			Invoice: 2571529-A			ZOO ANIMAL PRODUCE SS#6616			
								CHECK 19739 TOTAL:	1,654.00
19740	10/14/2022	PRTD	3377 ELEPHANT BUSINESS IN	8/7/22		08/07/2022	20221138	10/14/22	5,948.43
			Invoice: 8/7/22			ELEPHANT MANAGEMENT CONSULTANT 8/1/22-8/5/22			
								CHECK 19740 TOTAL:	5,948.43
19741	10/14/2022	PRTD	999998 CROOKS, GARRETT	REIMBURSEMENT		09/29/2022		10/14/22	1,293.91
			Invoice: REIMBURSEMENT			AAZV CONFERENCE-CROOKS			
								CHECK 19741 TOTAL:	1,293.91
19742	10/14/2022	PRTD	999998 FABIAN, DENNIS	REIMBURSEMENT		10/03/2022		10/14/22	139.99
			Invoice: REIMBURSEMENT			BOOT ALLOWANCE-DENNIS FABIAN			
								CHECK 19742 TOTAL:	139.99

A/P CASH DISBURSEMENTS

CASH ACCOUNT: 0000000 100115 HNB CDA Account
 CHECK NO CHK DATE TYPE VENDOR NAME

CHECK NO	CHK DATE	TYPE	VENDOR NAME	VOUCHER	INVOICE	INV DATE	PO	CHECK RUN	NET
INVOICE DTL DESC									
19743	10/14/2022	PRTD	999998 LUKAS, KRISTEN		CASH ADVANCE	10/04/2022		10/14/22	2,000.00
			Invoice: CASH ADVANCE					MEMOIRS/WOMEN IN SCIENCE TRAINING-LUKAS	
								CHECK 19743 TOTAL:	2,000.00
19744	10/14/2022	PRTD	999998 SELIG, MIKE		REIMBURSEMENT	09/29/2022		10/14/22	83.86
			Invoice: REIMBURSEMENT					AAZV CONFERENCE-SELIG	
								CHECK 19744 TOTAL:	83.86
19745	10/14/2022	PRTD	314 EARTHSHARE		PAYROLL 10/8/22	10/08/2022		10/14/22	103.00
			Invoice: PAYROLL 10/8/22					EMPLOYEE DEDUCTIONS	
								CHECK 19745 TOTAL:	103.00
19746	10/14/2022	PRTD	3354 EXPEDIENT		INV-704221	10/12/2022	20220348	10/14/22	1,843.60
			Invoice: INV-704221					WEB SITE HOSTING 10/12/22-11/11/22	
								CHECK 19746 TOTAL:	1,843.60
19747	10/14/2022	PRTD	1834 FIRST COMMUNICATIONS		2163516300	09/30/2022	20220052	10/14/22	36.99
			Invoice: 2163516300					TELEPHONE 9/1-9/30/22	
								CHECK 19747 TOTAL:	36.99
19748	10/14/2022	PRTD	1860 FRATERNAL ORDER OF P		PAYROLL 10/8/22	10/08/2022		10/14/22	3,156.84
			Invoice: PAYROLL 10/8/22					EMPLOYEE DEDUCTIONS	
								CHECK 19748 TOTAL:	3,156.84
19749	10/14/2022	PRTD	1868 FRONTIER		330-239-4140-0603115	10/01/2022	20220053	10/14/22	104.09
			Invoice: 330-239-4140-0603115					TELEPHONE 10/1-10/31/22	
								CHECK 19749 TOTAL:	104.09
19750	10/14/2022	PRTD	7879 GABLE ELEVATOR INC.		61163	10/01/2022	20182949	10/14/22	177.52
			Invoice: 61163					ZOO RAINFOREST ELEVATOR MAINTENANCE-OCT 2022	
								CHECK 19750 TOTAL:	177.52
19751	10/14/2022	PRTD	3614 GORDON FOOD SERVICE,		759199061	10/05/2022	20221089	10/14/22	26.34
			Invoice: 759199061					CONCESSION COOP#6663-SLEEPY	

A/P CASH DISBURSEMENTS

CASH ACCOUNT: 0000000 100115 HNB CDA Account
 CHECK NO CHK DATE TYPE VENDOR NAME

CHECK NO	CHK DATE	TYPE	VENDOR NAME	VOUCHER	INVOICE	INV DATE	PO	CHECK RUN	NET
						INVOICE DTL DESC			
Invoice: 959064957					959064957	10/06/2022	20220211	10/14/22	71.99
						RESTAURANT NON BID-MERWINS			
Invoice: 959064960					959064960	10/06/2022	20221086	10/14/22	117.21
						RESTAURANT COOP#6663-ENM			
Invoice: 965050236					965050236	10/06/2022	20221089	10/14/22	246.96
						CONCESSION COOP#6663-SHAWNEE			
Invoice: 965050265					965050265	10/07/2022	20221089	10/14/22	134.30
						CONCESSION COOP#6663-SLEEPY			
Invoice: 959065086					959065086	10/11/2022	20221086	10/14/22	54.26
						RFESTAURANT COOP#6663-MERWINS			
						CHECK	19751	TOTAL:	651.06
19752	10/14/2022	PRTD	1907 GILLESPIE BACKFLOW, Invoice: 30912		30912	10/03/2022	20200885	10/14/22	8,258.20
						2022 BACKFLOW PREVENTER TEST BID 6381-ZOO			
						CHECK	19752	TOTAL:	8,258.20
19753	10/14/2022	PRTD	1910 GIRL SCOUTS OF NORTH Invoice: PAYROLL 10/8/22		PAYROLL 10/8/22	10/08/2022		10/14/22	10.00
						EMPLOYEE DEDUCTIONS			
						CHECK	19753	TOTAL:	10.00
19754	10/14/2022	PRTD	372 GOOD KARMA BROADCAST Invoice: 58968-1		58968-1	09/30/2022	20220686	10/14/22	872.15
						ADVERTISING SS#6626			
						CHECK	19754	TOTAL:	872.15
19755	10/14/2022	PRTD	9696 GREAT LAKES COMMISSI 944 Invoice: REFUND		REFUND	10/09/2022		10/14/22	224.50
						GREAT LAKES LANDING BLITZ-GREAT LAKES COMMISSION			
						CHECK	19755	TOTAL:	224.50
19756	10/14/2022	PRTD	1944 GREAT LAKES PETROLEU Invoice: 1968619-IN		1968619-IN	10/03/2022	20221047	10/14/22	4,302.06
						GASOLINE/DIESEL COOP#6660-HINCKLEY			
Invoice: 1971459-IN					1971459-IN	10/06/2022	20221047	10/14/22	20,259.21
						GASOLINE/DIESEL COOP#6660-R.RIVER			
Invoice: 1971707-IN					1971707-IN	10/06/2022	20221047	10/14/22	3,089.08
						GASOLINE/DIESEL COOP#6660-MANAKIKI			
					1971709-IN	10/06/2022	20221047	10/14/22	3,392.79

A/P CASH DISBURSEMENTS

CASH ACCOUNT: 0000000 100115 HNB CDA Account
 CHECK NO CHK DATE TYPE VENDOR NAME

CHECK NO	CHK DATE	TYPE	VENDOR NAME	VOUCHER	INVOICE	INV DATE	PO	CHECK RUN	NET
Invoice: 1971709-IN						INVOICE DTL DESC			
								GASOLINE/DIESEL COOP#6660-SHAWNEE	
								CHECK 19756 TOTAL:	31,043.14
19757	10/14/2022	PRTD	385 GREATER CLEVELAND CO		PAYROLL 10/8/22	10/08/2022		10/14/22	206.00
			Invoice: PAYROLL 10/8/22					EMPLOYEE DEDUCTIONS	
								CHECK 19757 TOTAL:	206.00
19758	10/14/2022	PRTD	1958 GUARDIAN ALARM COMPA		22294675	10/06/2022	20220126	10/14/22	143.85
			Invoice: 22294675					HLBH ALARM MONITORING 10/27/22-1/26/23	
								CHECK 19758 TOTAL:	143.85
19759	10/14/2022	PRTD	1959 GUARDIAN TITLE & GUA		GFNO: 813222716	10/06/2022	20221344	10/14/22	1,741.34
			Invoice: GFNO: 813222716					LAND ACQUISITION CLOSING COST-BROZ PROPERTY	
								CHECK 19759 TOTAL:	1,741.34
19760	10/14/2022	PRTD	12643 EMSCO & OP AQUATICS		0008153816-001	09/27/2022	20220462	10/14/22	233.75
			Invoice: 0008153816-001					POOL CHEMICALS-ZOO	
								CHECK 19760 TOTAL:	233.75
19761	10/14/2022	PRTD	10763 HOOKED ON TROUT FARM		10/12/22	10/12/2022	20220386	10/14/22	4,500.00
			Invoice: 10/12/22					RAINBOW TROUT FISH STOCKING SS#6639	
								CHECK 19761 TOTAL:	4,500.00
19762	10/14/2022	PRTD	2036 IDEXX DISTRIBUTION,		092297547/97547	09/30/2022	20220203	10/14/22	2,322.45
			Invoice: 092297547/97547					LAB FEES	
								CHECK 19762 TOTAL:	2,322.45
19763	10/14/2022	PRTD	2041 ILLUMINATING COMPANY		110 021 814 873	10/04/2022	20220105	10/14/22	240.56
			Invoice: 110 021 814 873					ELECTRICITY 8/23-9/22/22	
			Invoice: 110 022 610 551		110 022 610 551	10/03/2022	20220105	10/14/22	151.49
								ELECTRICITY 8/30-9/29/22	
			Invoice: 110 022 610 825		110 022 610 825	10/03/2022	20220105	10/14/22	119.47
								ELECTRICITY 8/30-9/29/22	
			Invoice: 110 023 784 686		110 023 784 686	10/06/2022	20220105	10/14/22	95.43
								ELECTRICITY 9/2-10/3/22	

A/P CASH DISBURSEMENTS

CASH ACCOUNT: 0000000 100115 HNB CDA Account
 CHECK NO CHK DATE TYPE VENDOR NAME

CHECK NO	CHK DATE	TYPE	VENDOR NAME	VOUCHER	INVOICE	INV DATE	PO	CHECK RUN	NET
						INVOICE DTL DESC			
Invoice: 110 023 916 924					110 023 916 924	10/07/2022	20220105	10/14/22	881.58
						ELECTRICITY 9/7-10/5/22			
Invoice: 110 024 274 794					110 024 274 794	10/07/2022	20220105	10/14/22	490.49
						ELECTRICITY 9/6-10/4/22			
Invoice: 110 024 317 239					110 024 317 239	10/07/2022	20220105	10/14/22	3,032.81
						ELECTRICITY 9/7-10/5/22			
Invoice: 110 024 359 884					110 024 359 884	10/06/2022	20220105	10/14/22	388.64
						ELECTRICITY 9/2-10/3/22			
Invoice: 110 025 995 876					110 025 995 876	10/05/2022	20220105	10/14/22	141.20
						ELECTRICITY 9/2-10/3/22			
Invoice: 110 026 195 997					110 026 195 997	10/05/2022	20220105	10/14/22	101.04
						ELECTRICITY 9/2-10/3/22			
Invoice: 110 026 316 601					110 026 316 601	10/06/2022	20220105	10/14/22	95.84
						ELECTRICITY 9/2-10/4/22			
Invoice: 110 054 116 410					110 054 116 410	10/06/2022	20220105	10/14/22	1,779.05
						ELECTRICITY 9/2-10/4/22			
Invoice: 110 107 409 614					110 107 409 614	10/06/2022	20220105	10/14/22	120.52
						ELECTRICITY 9/2-10/4/22			
Invoice: 110 021 179 558					110 021 179 558	10/10/2022	20220105	10/14/22	314.41
						ELECTRICITY 9/7-10/5/22			
Invoice: 110 021 372 492					110 021 372 492	10/10/2022	20220105	10/14/22	93.28
						ELECTRICITY 9/7-10/5/22			
Invoice: 110 021 524 357					110 021 524 357	10/10/2022	20220105	10/14/22	283.25
						ELECTRICITY 9/7-10/4/22			
Invoice: 110 023 780 809					110 023 780 809	10/10/2022	20220105	10/14/22	125.51
						ELECTRICITY 9/2-10/3/22			
Invoice: 110 097 125 865					110 097 125 865	10/10/2022	20220105	10/14/22	650.62
						ELECTRICITY 9/3-10/6/22			
Invoice: 110 024 681 857					110 024 681 857	10/13/2022	20220105	10/14/22	141.07
						ELECTRICITY 9/12-10/10/22			
Invoice: 110 025 151 595					110 025 151 595	10/12/2022	20220105	10/14/22	133.94
						ELECTRICITY 9/9-10/9/22			
Invoice: 110 025 567 659					110 025 567 659	10/13/2022	20220105	10/14/22	108.89
						ELECTRICITY 9/12-10/10/22			

A/P CASH DISBURSEMENTS

CASH ACCOUNT: 0000000 100115 HNB CDA Account
 CHECK NO CHK DATE TYPE VENDOR NAME

CHECK NO	CHK DATE	TYPE	VENDOR NAME	VOUCHER	INVOICE	INV DATE	PO	CHECK RUN	NET	
						INVOICE DTL DESC				
					110 074 383 016	10/11/2022	20220105	10/14/22	2,345.59	
					Invoice: 110 074 383 016	ELECTRICITY 9/8-10/7/22				
					110 074 383 024	10/11/2022	20220105	10/14/22	317.49	
					Invoice: 110 074 383 024	ELECTRICITY 9/8-10/7/22				
					110 097 126 731	10/13/2022	20220105	10/14/22	363.32	
					Invoice: 110 097 126 731	ELECTRICITY 9/13-10/11/22				
					110 104 630 246	10/13/2022	20220105	10/14/22	282.79	
					Invoice: 110 104 630 246	ELECTRICITY 9/13-10/11/22				
								CHECK	19763 TOTAL:	12,798.28
19764	10/14/2022	PRTD	2041 ILLUMINATING COMPANY		110 022 610 304	10/03/2022	20220105	10/14/22	88.39	
					Invoice: 110 022 610 304	ELECTRICITY 8/30-9/29/22				
					110 023 841 759	10/07/2022	20220105	10/14/22	90.06	
					Invoice: 110 023 841 759	ELECTRICITY 9/7-10/5/22				
					110 023 947 473	10/07/2022	20220105	10/14/22	89.52	
					Invoice: 110 023 947 473	ELECTRICITY 7/8-10/5/22				
					110 026 923 323	10/03/2022	20220105	10/14/22	88.11	
					Invoice: 110 026 923 323	ELECTRICITY 8/30-9/29/22				
					110 027 255 212	10/03/2022	20220105	10/14/22	92.62	
					Invoice: 110 027 255 212	ELECTRICITY 8/30-9/29/22				
					110 020 676 836	10/10/2022	20220105	10/14/22	88.76	
					Invoice: 110 020 676 836	ELECTRICITY 9/7-10/5/22				
					110 026 188 273	10/12/2022	20220105	10/14/22	88.46	
					Invoice: 110 026 188 273	ELECTRICITY 9/9-10/10/22				
					110 026 218 997	10/13/2022	20220105	10/14/22	88.78	
					Invoice: 110 026 218 997	ELECTRICITY 9/13-10/11/22				
								CHECK	19764 TOTAL:	714.70
19765	10/14/2022	PRTD	5359 JON ROSEN SYSTEMS, I		16061	10/07/2022	20221180	10/14/22	1,024.00	
					Invoice: 16061	3 RACES TIMING/SCORING-OUT.REC 8/13,9/10&9/24				
								CHECK	19765 TOTAL:	1,024.00
19766	10/14/2022	PRTD	2168 KIMBALL MIDWEST		100380812	10/11/2022	20220093	10/14/22	483.25	
					Invoice: 100380812	NUTS, BOLTS & HARDWARE-R.RIVER FLEET				
					100380858	10/11/2022	20220093	10/14/22	83.45	

A/P CASH DISBURSEMENTS

CASH ACCOUNT: 0000000 100115 HNB CDA Account
 CHECK NO CHK DATE TYPE VENDOR NAME

CHECK NO	CHK DATE	TYPE	VENDOR NAME	VOUCHER	INVOICE	INV DATE	PO	CHECK RUN	NET
						INVOICE DTL DESC			
Invoice: 100380858						NUTS, BOLTS & HARDWARE-R.RIVER FLEET			
						CHECK	19766	TOTAL:	566.70
19767	10/14/2022	PRTD	508 LAKE ERIE NATURE & S	PAYROLL	10/8/22	10/08/2022		10/14/22	43.00
Invoice: PAYROLL 10/8/22						EMPLOYEE DEDUCTIONS			
						CHECK	19767	TOTAL:	43.00
19768	10/14/2022	PRTD	1616 LAUREN HELBLING, CHA	PAYROLL	10/8/22	10/08/2022		10/14/22	1,156.15
Invoice: PAYROLL 10/8/22						EMPLOYEE DEDUCTIONS			
						CHECK	19768	TOTAL:	1,156.15
19769	10/14/2022	PRTD	11191 LIQUIDITY SERVICES O		1252-092022	09/30/2022	20220005	10/14/22	2,017.60
Invoice: 1252-092022						ONLINE AUCTION SERVICE-SEPT 2022			
						CHECK	19769	TOTAL:	2,017.60
19770	10/14/2022	PRTD	12576 HARVESTOWL		8220	10/07/2022	20220350	10/14/22	1,535.00
Invoice: 8220						WORKPLACE LUNCH SERVICE 9/10/22-10/7/22			
						CHECK	19770	TOTAL:	1,535.00
19771	10/14/2022	PRTD	2336 MEDINA SUPPLY CO		2450072	09/13/2022	20220699	10/14/22	640.00
Invoice: 2450072						CONCRETE BID 6621			
Invoice: 2456600									
						CHECK	19771	TOTAL:	906.50
19772	10/14/2022	PRTD	3719 MILLBROOK CRICKETS &		22I3362	09/07/2022	20221018	10/14/22	307.50
Invoice: 22I3362						MISC ANIMAL FEED-ZOO			
Invoice: 22I3364									
						CHECK	19772	TOTAL:	307.50
Invoice: 22I3649									
						CHECK	19773	TOTAL:	329.50
Invoice: 22I3651									
						CHECK	19774	TOTAL:	256.50
						CHECK	19775	TOTAL:	38.00

A/P CASH DISBURSEMENTS

CASH ACCOUNT: 0000000 100115 HNB CDA Account
 CHECK NO CHK DATE TYPE VENDOR NAME

CHECK NO	CHK DATE	TYPE	VENDOR NAME	VOUCHER	INVOICE	INV DATE	PO	CHECK RUN	NET
						INVOICE DTL DESC			
								CHECK 19772 TOTAL:	931.50
19773	10/14/2022	PRTD	2443 NORTHEAST OHIO REGIO		6906450000	09/29/2022	20220106	10/14/22	232.00
		Invoice: 6906450000				SEWER 8/27-9/28/22			
		Invoice: 8411082489			8411082489	09/28/2022	20220106	10/14/22	354.05
		Invoice: 4902280001			4902280001	09/29/2022	20220106	10/14/22	198.72
		Invoice: 3143670004			3143670004	10/03/2022	20220106	10/14/22	132.15
		Invoice: 3615621218			3615621218	10/04/2022	20220106	10/14/22	32.29
		Invoice: 6873850000			6873850000	10/04/2022	20220106	10/14/22	54.48
								CHECK 19773 TOTAL:	1,003.69
19774	10/14/2022	PRTD	2479 NORTHERN HASEROT		483196	10/06/2022	20220248	10/14/22	30.69
		Invoice: 483196				CONCESSION SS 6616-SLEEPY			
		Invoice: 484539			484539	10/06/2022	20220090	10/14/22	356.08
		Invoice: 484539*			484539*	10/06/2022	20220228	10/14/22	223.35
		Invoice: 484660			484660	10/07/2022	20220090	10/14/22	1,016.69
		Invoice: 484661			484661	10/07/2022	20220090	10/14/22	607.50
								CHECK 19774 TOTAL:	2,234.31
19775	10/14/2022	PRTD	2479 BRANDT MEAT COMPANY		482424	10/06/2022	20220248	10/14/22	327.58
		Invoice: 482424				CONCESSION SS#6616-SLEEPY			
		Invoice: 484540			484540	10/06/2022	20220090	10/14/22	954.97
		Invoice: 486593			486593	10/07/2022	20220090	10/14/22	103.78
						RESTAURANT SS#6616-MERWINS			
						RESTAURANT SS#6616-MERWINS			

A/P CASH DISBURSEMENTS

CASH ACCOUNT: 0000000 100115 HNB CDA Account
 CHECK NO CHK DATE TYPE VENDOR NAME

CHECK NO	CHK DATE	TYPE	VENDOR NAME	VOUCHER	INVOICE	INV DATE	PO	CHECK RUN	NET
						INVOICE DTL DESC			
						CHECK	19775	TOTAL:	1,386.33
19776	10/14/2022	PRTD	645 NORTHFIELD NORTH, IN	4154		09/30/2022	20220072	10/14/22	15.00
Invoice: 4154						CAR WASHES			
						CHECK	19776	TOTAL:	15.00
19777	10/14/2022	PRTD	2488 NORTHWEST ZOOPATH PC	101010		09/30/2022	20220204	10/14/22	563.00
Invoice: 101010						LAB FEES			
						CHECK	19777	TOTAL:	563.00
19778	10/14/2022	PRTD	2541 OHIO HOOD CLEANING S	3469		10/11/2022	20210866	10/14/22	225.00
Invoice: 3469						HOOD CLEANING-CHALET			
						CHECK	19778	TOTAL:	225.00
19779	10/14/2022	PRTD	999999 HDSA NORTHEAST OHIO	945	REFUND 8/7/22	10/09/2022		10/14/22	180.00
Invoice: REFUND 8/7/22						POLICE FEE-HDSA NORTHEAST OHIO CHAPTER			
						CHECK	19779	TOTAL:	180.00
19780	10/14/2022	PRTD	10570 BOYAS AGGREGATES	176736A		09/29/2022	20221251	10/14/22	760.00
Invoice: 176736A						TOPSOIL BID 6565-LAKEFRONT			
Invoice: 789053A-1						TOPSOIL BID 6565-LAKEFRONT			
						CHECK	19780	TOTAL:	1,140.00
19781	10/14/2022	PRTD	2650 PETTY CASH	10/10/22		10/10/2022		10/14/22	1,264.73
Invoice: 10/10/22						PURCHASES/REIMBURSEMENTS			
						CHECK	19781	TOTAL:	1,264.73
19782	10/14/2022	PRTD	724 ANNA POHL	PERFORMER 10/17/22		10/03/2022	20221340	10/14/22	4,125.00
Invoice: PERFORMER 10/17/22						TRICK-OR-TREAT FEST EVENT CHARACTERS			
						CHECK	19782	TOTAL:	4,125.00
19783	10/14/2022	PRTD	724 ANNA POHL	PERFORMER 10/25/22		10/03/2022	20221340	10/14/22	4,125.00
Invoice: PERFORMER 10/25/22						TRICK-OR-TREAT FEST EVENT CHARACTERS			

A/P CASH DISBURSEMENTS

CASH ACCOUNT: 0000000 100115 HNB CDA Account

CHECK NO	CHK DATE	TYPE	VENDOR NAME	VOUCHER	INVOICE	INV DATE	PO	CHECK RUN	NET
						INVOICE DTL DESC			
						CHECK	19783	TOTAL:	4,125.00
19784	10/14/2022	PRTD	2673 POWER ALARM		688586	10/01/2022	20200191	10/14/22	34.95
			Invoice: 688586					ALARM MONITORING-MAIN TICKET BOOTH	
			Invoice: 688593		688593	10/01/2022	20200191	10/14/22	34.95
								ALARM MONITORING-REVENUE OFFICE	
			Invoice: 688594		688594	10/01/2022	20200191	10/14/22	34.95
								ALARM MONITORING-WIDERNESS TREK TICKET BOOTH	
						CHECK	19784	TOTAL:	104.85
19785	10/14/2022	PRTD	2676 PRADCO		305150	09/30/2022	20220714	10/14/22	870.00
			Invoice: 305150					POLICE OFFICER-MARCUS FLETCHER	
						CHECK	19785	TOTAL:	870.00
19786	10/14/2022	PRTD	748 QUADSTAR DIGITAL GUI		71388	09/09/2022	20221118	10/14/22	1,848.00
			Invoice: 71388					MACBOOK PRO	
						CHECK	19786	TOTAL:	1,848.00
19787	10/14/2022	PRTD	2774 REPUBLIC SERVICES #2		0224-009902537	09/30/2022	20210988	10/14/22	6.95
			Invoice: 0224-009902537					TRASH HAULING BID 6420	
			Invoice: 0224-009902537		0224-009902537	09/30/2022	20210993	10/14/22	118.08
								TRASH HAULING BID 6420	
			Invoice: 0224-009902537		0224-009902537	09/30/2022	20210992	10/14/22	77.78
								TRASH HAULING BID 6420	
			Invoice: 0224-009902537		0224-009902537	09/30/2022	20211129	10/14/22	39.36
								TRASH HAULING BID 6420	
			Invoice: 0224-009902537		0224-009902537	09/30/2022	20220025	10/14/22	730.48
								TRASH HAULING BID 6420	
			Invoice: 0224-009902537		0224-009902537	09/30/2022	20211137	10/14/22	682.14
								TRASH HAULING BID 6420	
			Invoice: 0224-009902537		0224-009902537	09/30/2022	20211087	10/14/22	60.20
								TRASH HAULING BID 6420	
			Invoice: 0224-009902537		0224-009902537	09/30/2022	20210987	10/14/22	923.34
								TRASH HAULING BID 6420	
			Invoice: 0224-009902537		0224-009902537	09/30/2022	20211021	10/14/22	107.66

A/P CASH DISBURSEMENTS

CASH ACCOUNT: 0000000 100115 HNB CDA Account
 CHECK NO CHK DATE TYPE VENDOR NAME

CHECK NO	CHK DATE	TYPE	VENDOR NAME	VOUCHER	INVOICE	INV DATE	PO	CHECK RUN	NET	
						INVOICE DTL DESC				
Invoice: 0224-009902537						TRASH HAULING BID 6420				
Invoice: 0224-009902537						0224-009902537	09/30/2022	20211009	10/14/22	34.73
Invoice: 0224-009902537						0224-009902537	09/30/2022	20210995	10/14/22	775.74
Invoice: 0224-009902537						0224-009902537	09/30/2022	20210989	10/14/22	39.36
Invoice: 0224-009902537						0224-009902537	09/30/2022	20211130	10/14/22	185.20
Invoice: 0224-009902537						0224-009902537	09/30/2022	20211090	10/14/22	203.74
Invoice: 0224-009902537						0224-009902537	09/30/2022	20211029	10/14/22	6,080.53
Invoice: 0224-009902537						0224-009902537	09/30/2022	20220495	10/14/22	19.68
Invoice: 0224-009902537						0224-009902537	09/30/2022	20211077	10/14/22	15.05
Invoice: 0224-009902537						0224-009902537	09/30/2022	20220085	10/14/22	39.36
Invoice: 0224-009902537						0224-009902537	09/30/2022	20211078	10/14/22	39.36
Invoice: 0224-009902537						0224-009902537	09/30/2022	20211091	10/14/22	17.36
Invoice: 0224-009902537						0224-009902537	09/30/2022	20211022	10/14/22	2,858.85
Invoice: 0224-009902537						0224-009902537	09/30/2022	20211080	10/14/22	573.42
									CHECK 19787 TOTAL:	13,628.37
19788	10/14/2022	PRTD	2811 ROYALTON CAR WASH	SEPT 2022		09/30/2022	20220078	10/14/22	36.00	
						CAR WASHES				
									CHECK 19788 TOTAL:	36.00

A/P CASH DISBURSEMENTS

CASH ACCOUNT: 0000000 100115 HNB CDA Account
 CHECK NO CHK DATE TYPE VENDOR NAME

CHECK NO	CHK DATE	TYPE	VENDOR NAME	VOUCHER	INVOICE	INV DATE	PO	CHECK RUN	NET
INVOICE DTL DESC									
19789	10/14/2022	PRTD	6311 SANSON PRODUCE		00758887	10/03/2022	20220460	10/14/22	227.96
								CONCESSION SS 6616-SLEEPY	
					00761131	10/07/2022	20220114	10/14/22	386.06
								CONCESSION SS 6616-MERWINS	
								CHECK 19789 TOTAL:	614.02
19790	10/14/2022	PRTD	825 SERVICE WET GRINDING		339309	09/30/2022	20220045	10/14/22	24.50
								KNIFE SERVICE-MERWINS	
								CHECK 19790 TOTAL:	24.50
19791	10/14/2022	PRTD	832 ALLIED CORPORATION		678867	09/29/2022	20221173	10/14/22	536.74
								AGGREGATE BID 6566-MILLSTREAM	
					680098	10/07/2022	20211234	10/14/22	1,507.76
								AGGREGATE BID 6566-R.RIVER	
								CHECK 19791 TOTAL:	2,044.50
19792	10/14/2022	PRTD	2899 SOUND TECHNOLOGIES,		SA00050755	10/01/2022	20220261	10/14/22	222.92
								DIGITAL RADIOLOGY SERVICE WARRANTY	
								CHECK 19792 TOTAL:	222.92
19793	10/14/2022	PRTD	2936 ST. LOUIS ZOO-RMC		3900	09/13/2022	20220209	10/14/22	520.00
								DESLORELIN IMPLANTS	
								CHECK 19793 TOTAL:	520.00
19794	10/14/2022	PRTD	900 SYLVESTER TRUCK & TI		02-254663	10/06/2022	20220669	10/14/22	550.00
								TIRES BID 6649	
								CHECK 19794 TOTAL:	550.00
19795	10/14/2022	PRTD	3002 SYSCO FOOD SERVICES		415493476	09/30/2022	20221085	10/14/22	54.01
								CONCESSION COOP 6663-SLEEPY	
					415494631	09/30/2022	20221085	10/14/22	528.22
								CONCESSION COOP 6663-B MET	
					415505220	10/04/2022	20221085	10/14/22	986.77
								CONCESSION COOP 6663-B MET	

A/P CASH DISBURSEMENTS

CASH ACCOUNT: 0000000 100115 HNB CDA Account
 CHECK NO CHK DATE TYPE VENDOR NAME

CHECK NO	CHK DATE	TYPE	VENDOR NAME	VOUCHER	INVOICE	INV DATE	PO	CHECK RUN	NET	
						INVOICE DTL DESC				
					415505398	10/04/2022	20221050	10/14/22	32.02	
					Invoice: 415505398	CONCESSION COOP 6663-CHALET				
					415505398*	10/04/2022	20220037	10/14/22	64.88	
					Invoice: 415505398*	NON FOOD ITEMS-CHALET				
					415509690	10/06/2022	20221063	10/14/22	844.85	
					Invoice: 415509690	CONCESSION COOP 6663-MERWINS				
								CHECK	19795 TOTAL:	2,510.75
19796	10/14/2022	PRTD	3023 TEAMSTER UNION LOCAL		PAYROLL 10/8/22	10/08/2022		10/14/22	8,192.17	
			Invoice: PAYROLL 10/8/22			EMPLOYEE DEDUCTIONS				
								CHECK	19796 TOTAL:	8,192.17
19797	10/14/2022	PRTD	921 THE FIRST TEE OF CLE		PAYROLL 10/8/22	10/08/2022		10/14/22	7.00	
			Invoice: PAYROLL 10/8/22			EMPLOYEE DEDUCTIONS				
								CHECK	19797 TOTAL:	7.00
19798	10/14/2022	PRTD	5974 M. CONLEY COMPANY		400873577	09/27/2022	20221141	10/14/22	6,332.55	
			Invoice: 400873577			DOME TOP TRASH CANS				
								CHECK	19798 TOTAL:	6,332.55
19799	10/14/2022	PRTD	12359 THREE LEAF PRODUCTIO		120928	10/07/2022	20220793	10/14/22	5,710.00	
			Invoice: 120928			UNIFORMS BID 6601				
								CHECK	19799 TOTAL:	5,710.00
19800	10/14/2022	PRTD	936 THREE Z SUPPLY		0258049-IN	10/06/2022	20221227	10/14/22	738.25	
			Invoice: 0258049-IN			PLAYGROUND MULCH BID 6565				
								CHECK	19800 TOTAL:	738.25
19801	10/14/2022	PRTD	3091 TRIMARK		515701	09/29/2022	20220091	10/14/22	336.66	
			Invoice: 515701			SMALLWARES-MERWINS				
			Invoice: 515614		515614	09/29/2022	20220357	10/14/22	781.46	
						SMALLWARES-SHAWNEE				
								CHECK	19801 TOTAL:	1,118.12

A/P CASH DISBURSEMENTS

CASH ACCOUNT: 0000000 100115 HNB CDA Account
 CHECK NO CHK DATE TYPE VENDOR NAME

CHECK NO	CHK DATE	TYPE	VENDOR NAME	VOUCHER	INVOICE	INV DATE	PO	CHECK RUN	NET
INVOICE DTL DESC									
19802	10/14/2022	PRTD	3101 TRUSTMARK VOLUNTARY		PAYROLL 10/8/22	10/08/2022		10/14/22	1,360.76
			Invoice: PAYROLL 10/8/22			EMPLOYEE DEDUCTIONS			
						CHECK		19802 TOTAL:	1,360.76
19803	10/14/2022	PRTD	3130 UNITED NEGRO COLLEGE		PAYROLL 10/8/22	10/08/2022		10/14/22	25.00
			Invoice: PAYROLL 10/8/22			EMPLOYEE DEDUCTIONS			
						CHECK		19803 TOTAL:	25.00
19804	10/14/2022	PRTD	5665 UNITED RENTALS (NORT		195537960-016	08/03/2022	20210830	10/14/22	35.00
			Invoice: 195537960-016			TOILET RENTAL BID 6414-WORDEN			
			Invoice: 195538195-016		195538195-016	09/25/2022	20210830	10/14/22	115.00
						TOILET RENTAL BID 6414-BATHHOUSE			
			Invoice: 195538638-017		195538638-017	09/25/2022	20210830	10/14/22	115.00
						TOILET RENTAL BID 6414-HORSE LOT			
			Invoice: 195545490-017		195545490-017	09/25/2022	20210830	10/14/22	115.00
						TOILET RENTAL BID 6414-JUDGE'S LAKE			
			Invoice: 195551824-016		195551824-016	09/25/2022	20210831	10/14/22	115.00
						TOILET RENTAL BID 6414-WEST CREEK			
			Invoice: 195591930-016		195591930-016	09/25/2022	20210833	10/14/22	115.00
						TOILET RENTAL BID 6414-FROSTVILLE			
			Invoice: 206979264-002		206979264-002	08/03/2022	20210833	10/14/22	75.00
						TOILET RENTAL BID 6414-LEWIS RIDING RING			
			Invoice: 192348356-022		192348356-022	09/28/2022	20210754	10/14/22	195.00
						TOILET RENTAL BID 6414-MEADOWS			
			Invoice: 193333673-019		193333673-019	09/26/2022	20210795	10/14/22	550.00
						TOILET RENTAL BID 6414-E 72ND FISHING			
			Invoice: 195506541-018		195506541-018	09/26/2022	20210795	10/14/22	550.00
						TOILET RENTAL BID 6414-COAST GUARD			
			Invoice: 204638024-008		204638024-008	09/27/2022	20211317	10/14/22	155.00
						TOILET RENTAL BID 6414-FRONT QUARRY			
			Invoice: 205783033-005		205783033-005	09/27/2022	20210754	10/14/22	190.00
						TOILET RENTAL BID 6414-SNOW RD PICNIC			
			Invoice: 206979264-004		206979264-004	09/26/2022	20210833	10/14/22	74.00
						TOILET RENTAL BID 6414-LEWIS RIDING RING			

A/P CASH DISBURSEMENTS

CASH ACCOUNT: 0000000 100115 HNB CDA Account
 CHECK NO CHK DATE TYPE VENDOR NAME

CHECK NO	CHK DATE	TYPE	VENDOR NAME	VOUCHER	INVOICE	INV DATE	PO	CHECK RUN	NET
						INVOICE DTL DESC			
					211068870-001	09/27/2022	20221179	10/14/22	490.00
Invoice:						TOILET/SINK RENTAL BID 6414-FALL FEST BRECKSVILLE			
					205805857-005	09/30/2022	20210833	10/14/22	190.00
Invoice:						TOILET RENTAL BID 6414-SYCAMORE			
								CHECK 19804 TOTAL:	3,079.00
19805	10/14/2022	PRTD	971 UNITED WAY OF GREATE		PAYROLL 10/8/22	10/08/2022		10/14/22	225.00
			Invoice: PAYROLL 10/8/22			EMPLOYEE DEDUCTIONS			
								CHECK 19805 TOTAL:	225.00
19806	10/14/2022	PRTD	978 VALLEY RIDING INC		PAYROLL 10/8/22	10/08/2022		10/14/22	66.00
			Invoice: PAYROLL 10/8/22			EMPLOYEE DEDUCTIONS			
								CHECK 19806 TOTAL:	66.00
19807	10/14/2022	PRTD	11613 NATIONWIDE		PAYROLL 10/8/22	10/08/2022		10/14/22	364.04
			Invoice: PAYROLL 10/8/22			EMPLOYEE DEDUCTIONS			
								CHECK 19807 TOTAL:	364.04
19808	10/14/2022	PRTD	13326 WARREN ROOFING & INS		60572	07/29/2021	20221324	10/14/22	665.00
			Invoice: 60572			ROOF REPAIR-PCA BUILDING			
					60573	07/29/2021	20221324	10/14/22	710.00
Invoice:						ROOF REPAIRS-RAINFORREST			
								CHECK 19808 TOTAL:	1,375.00
19809	10/14/2022	PRTD	3219 KNOT WORLDWIDE INC.		INVUSD591865311	09/26/2022	20220895	10/14/22	5,272.50
			Invoice: INVUSD591865311			ADVERTISING SS#6626			
								CHECK 19809 TOTAL:	5,272.50
19810	10/14/2022	PRTD	3270 FOX8.COM		3523620-5	09/25/2022	20220702	10/14/22	1,585.73
			Invoice: 3523620-5			ADVERTISING SS#6626			
								CHECK 19810 TOTAL:	1,585.73
19811	10/14/2022	PRTD	3278 IWOIO		2517510-2	09/30/2022	20220703	10/14/22	253.90
			Invoice: 2517510-2			ADVERTISING SS#6626			
					2517532-1	09/30/2022	20220703	10/14/22	197.75

A/P CASH DISBURSEMENTS

CASH ACCOUNT: 0000000 100115 HNB CDA Account
 CHECK NO CHK DATE TYPE VENDOR NAME

VOUCHER	INVOICE	INV DATE	PO	CHECK RUN	NET
		INVOICE DTL DESC			
Invoice: 2517532-1					
		ADVERTISING SS#6626			
Invoice: 2517589-1	2517589-1	09/30/2022	20220703	10/14/22	333.34
		ADVERTISING SS#6626			
		CHECK	19811	TOTAL:	784.99
	NUMBER OF CHECKS	143	*** CASH ACCOUNT TOTAL ***		341,740.55
	TOTAL PRINTED CHECKS	COUNT	AMOUNT		
		143	341,740.55		
			*** GRAND TOTAL ***		341,740.55

A/P CASH DISBURSEMENTS

CASH ACCOUNT: 0000000 100115 HNB CDA Account
 CHECK NO CHK DATE TYPE VENDOR NAME

CHECK NO	CHK DATE	TYPE	VENDOR NAME	VOUCHER	INVOICE	INV DATE	PO	CHECK RUN	NET
						INVOICE DTL DESC			
19812	10/21/2022	PRTD	13389 ACMH SOLUTIONS, LLC	006		10/18/2022	20221351	10/21/22	2,272.50
			Invoice: 006			ZOO UPPER GREENHOUSE REPAIRS			
						CHECK	19812	TOTAL:	2,272.50
19813	10/21/2022	PRTD	1100 ADT SECURITY SERVICE	401433312		10/10/2022	20220654	10/21/22	53.73
			Invoice: 401433312			GARFIELD MGMT.CTR. SECURITY 10/29/22-11/28/22			
						CHECK	19813	TOTAL:	53.73
19814	10/21/2022	PRTD	32 ADVANCED FRYER SOLUT	R05-5311		10/13/2022	20210175	10/21/22	67.00
			Invoice: R05-5311			FRYER MGMT.SERVICE-ENM			
						CHECK	19814	TOTAL:	67.00
19815	10/21/2022	PRTD	3356 ALLIED GROWERS, INC	84522		10/10/2022	20221323	10/21/22	7,053.90
			Invoice: 84522			NON-NATIVE PLANT MATERIAL SS#6631-ZOO			
			Invoice: 84522A		84522A	10/10/2022	20221323	10/21/22	1,652.00
						NON-NATIVE PLANT MATERIAL SS#6631-ZOO			
						CHECK	19815	TOTAL:	8,705.90
19816	10/21/2022	PRTD	1170 AMERIGAS PROPANE LP	805505778		10/14/2022	20211746	10/21/22	35.79
			Invoice: 805505778			CYLINDER PROPANE-ZOO			
						CHECK	19816	TOTAL:	35.79
19817	10/21/2022	PRTD	12950 ANDREW HUDAK	100		10/14/2022	20220949	10/21/22	700.00
			Invoice: 100			OUT.REC. ACA LEVEL 1 KAYAK ICW INSTRUCTOR 5/31-6/1			
						CHECK	19817	TOTAL:	700.00
19818	10/21/2022	PRTD	1199 ARAMARK	5410026631		09/01/2022	20220196	10/21/22	13.29
			Invoice: 5410026631			WEEKLY MAT SERVICE RFP#6401-E.55TH MARINA			
			Invoice: 5410028605		5410028605	09/07/2022	20220082	10/21/22	15.80
						BI-MONTHLY MAT SERVICE RFP#6401-EUCLID			
			Invoice: 5410028606		5410028606	09/07/2022	20220082	10/21/22	12.50
						BI-MONTHLY MAT SERVICE RFP#6401-WILDWOOD MGMT.CTR.			
			Invoice: 5410029098		5410029098	09/08/2022	20220196	10/21/22	13.29
						WEEKLY MAT SERVICE RFP#6401-E.55TH MARINA			
					5410040333	10/13/2022	20220196	10/21/22	13.29

A/P CASH DISBURSEMENTS

CASH ACCOUNT: 0000000 100115 HNB CDA Account

CHECK NO	CHK DATE	TYPE	VENDOR NAME	VOUCHER	INVOICE	INV DATE	PO	CHECK RUN	NET
Invoice: 5410040333						INVOICE DTL DESC			
						WEEKLY MAT SERVICE RFP#6401-E.55TH MARINA			
						CHECK	19818	TOTAL:	68.17
19819	10/21/2022	PRTD	79 ARMS TRUCKING COMPAN		PSINV320795	09/24/2022	20221093	10/21/22	3,024.30
Invoice: PSINV320795						TRAILS #47 STONE MATERIAL-S.CHAGRIN			
Invoice: PSINV321032						09/30/2022 20221093 10/21/22 2,355.67			
						TRAILS #47 STONE MATERIAL-BEDFORD			
Invoice: PSINV321034						09/30/2022 20221093 10/21/22 567.57			
						TRAILS #47 STONE MATERIAL-S.CHAGRIN			
Invoice: PSINV321035						09/30/2022 20221093 10/21/22 651.67			
						TRAILS #47 STONE MATERIAL-BRECKSVILLE			
Invoice: PSINV321881						10/08/2022 20220414 10/21/22 1,468.83			
						GOLF TOPDRESSING BID 6565-SENECA			
Invoice: PSINV321882						10/08/2022 20220414 10/21/22 119.25			
						GOLF TOPDRESSING SILO DELIVERY BID 6565-SENECA			
Invoice: PSINV321927						10/08/2022 20220414 10/21/22 1,579.61			
						GOLF TOPDRESSING BID 6565-SENECA			
						CHECK	19819	TOTAL:	9,766.90
19820	10/21/2022	PRTD	1225 AT & T		216 631-4939 119 0	10/10/2022	20201092	10/21/22	56.58
Invoice: 216 631-4939 119 0						TELEPHONE 10/10-11/9/22			
						CHECK	19820	TOTAL:	56.58
19821	10/21/2022	PRTD	1314 BIALOSKY		16571	10/05/2022	20221225	10/21/22	6,399.50
Invoice: 16571						SITE ASSESSMENT-MARLIN FLAT PROPERTIES			
						CHECK	19821	TOTAL:	6,399.50
19822	10/21/2022	PRTD	120 BIKE AUTHORITY		072922170614188	10/17/2022	20221248	10/21/22	7,200.00
Invoice: 072922170614188						(18) STEP THRU COMFORT CUSTOM HYBRID BIKES-YO			
						CHECK	19822	TOTAL:	7,200.00
19823	10/21/2022	PRTD	122 BIODIVERSITY LANDSCA		124	10/17/2022	20221356	10/21/22	1,410.00
Invoice: 124						EDGEWATER PARK TREES			

A/P CASH DISBURSEMENTS

CASH ACCOUNT: 0000000 100115 HNB CDA Account

CHECK NO	CHK DATE	TYPE	VENDOR NAME	VOUCHER	INVOICE	INV DATE	PO	CHECK RUN	NET
						INVOICE DTL DESC			
						CHECK	19823	TOTAL:	1,410.00
19824	10/21/2022	PRTD	9323 PEPSI-COLA		21134454	10/10/2022	20190877	10/21/22	597.42
		Invoice: 21134454				CONCESSION RFP 6385-SHAWNEE			
						CHECK	19824	TOTAL:	597.42
19825	10/21/2022	PRTD	9323 PEPSI-COLA		28211705	10/10/2022	20190877	10/21/22	318.96
		Invoice: 28211705				CONCESSION RFP 6385-SLEEPY			
						CHECK	19825	TOTAL:	318.96
19826	10/21/2022	PRTD	9323 PEPSI-COLA		28211708	10/10/2022	20190877	10/21/22	424.72
		Invoice: 28211708				CONCESSION RFP 6385-SENECA			
						CHECK	19826	TOTAL:	424.72
19827	10/21/2022	PRTD	9323 PEPSI-COLA		25884703	10/12/2022	20190877	10/21/22	451.16
		Invoice: 25884703				CONCESSION RFP 6385-B MET			
						CHECK	19827	TOTAL:	451.16
19828	10/21/2022	PRTD	1365 BRIDGESTONE GOLF, IN		INV-1003131166	10/13/2022	20211648	10/21/22	222.10
		Invoice: INV-1003131166				GOLF MDSE. FOR RESALE-SLEEPY			
						CHECK	19828	TOTAL:	222.10
19829	10/21/2022	PRTD	145 BAR AND BEVERAGE CON		162484	10/13/2022	20220278	10/21/22	40.00
		Invoice: 162484				BEER LINE MTCE. SERVICE-B.MET			
						CHECK	19829	TOTAL:	40.00
19830	10/21/2022	PRTD	4880 CAHOON NURSERY & GAR		74025	10/13/2022	20220518	10/21/22	172.00
		Invoice: 74025				LEGACY DONATION TREE			
						CHECK	19830	TOTAL:	172.00
19831	10/21/2022	PRTD	1412 CALLAWAY		935583527	10/14/2022	20212019	10/21/22	89.28
		Invoice: 935583527				GOLF MDSE. FOR RESALE-SENECA			
						CHECK	19831	TOTAL:	89.28

A/P CASH DISBURSEMENTS

CASH ACCOUNT: 0000000 100115 HNB CDA Account
 CHECK NO CHK DATE TYPE VENDOR NAME

CHECK NO	CHK DATE	TYPE	VENDOR NAME	VOUCHER	INVOICE	INV DATE	PO	CHECK RUN	NET
INVOICE DTL DESC									
19832	10/21/2022	PRTD	10661 CAMELOT BAKERY LLC		18139	10/12/2022	20220092	10/21/22	64.75
			Invoice: 18139						RESTAURANT SS#6616-ENM
			Invoice: 18157		18157	10/19/2022	20220092	10/21/22	631.25
									RESTAURANT SS#6616-MERWINS
			Invoice: 18161		18161	10/19/2022	20220092	10/21/22	202.00
									RESTAURANT SS#6616-ENM
								CHECK 19832 TOTAL:	898.00
19833	10/21/2022	PRTD	157 CARGILL, INCORPORATE		2907547698	09/23/2022	20221223	10/21/22	1,904.75
			Invoice: 2907547698						ROCK SALT COOP#6681-R.RIVER
			Invoice: 2907556854		2907556854	09/27/2022	20221223	10/21/22	9,513.46
									ROCK SALT COOP#6681-R.RIVER
								CHECK 19833 TOTAL:	11,418.21
19834	10/21/2022	PRTD	1430 CARLTON FARM PRODUCE		052146	09/30/2022	20221343	10/21/22	1,655.00
			Invoice: 052146						TRICK-OR-TREAT FEST EVENT DECORATIONS
								CHECK 19834 TOTAL:	1,655.00
19835	10/21/2022	PRTD	168 CATANESE CLASSIC SEA		059656	10/14/2022	20220089	10/21/22	501.46
			Invoice: 059656						RESTAURANT SS#6616-MERWINS
			Invoice: 059931		059931	10/15/2022	20220089	10/21/22	484.50
									RESTAURANT SS#6616-MERWINS
								CHECK 19835 TOTAL:	985.96
19836	10/21/2022	PRTD	1445 CDW GOVERNMENT		DG52422	10/05/2022	20221331	10/21/22	10,812.00
			Invoice: DG52422						TREND MICROSMART ENDPOINTS PROTECTION RENEWAL
								CHECK 19836 TOTAL:	10,812.00
19837	10/21/2022	PRTD	1453 CENTRAL EXTERMINATIN		858663	09/29/2022	20210173	10/21/22	41.00
			Invoice: 858663						PEST CONTROL SERVICE-MASTICK
			Invoice: 862331		862331	10/17/2022	20210173	10/21/22	84.00
									PEST CONTROL SERVICE-EN RESTAURANT/MARINA
			Invoice: 862342		862342	10/17/2022	20210173	10/21/22	56.00
									PEST CONTROL SERVICE-SENECA

A/P CASH DISBURSEMENTS

CASH ACCOUNT: 0000000 100115 HNB CDA Account
 CHECK NO CHK DATE TYPE VENDOR NAME

CHECK NO	CHK DATE	TYPE	VENDOR NAME	VOUCHER	INVOICE	INV DATE	PO	CHECK RUN	NET
						INVOICE DTL DESC			
Invoice: 862343					862343	10/17/2022	20210173	10/21/22	53.00
						PEST CONTROL SERVICE-SHAWNEE			
Invoice: 862344					862344	10/17/2022	20210173	10/21/22	56.00
						PEST CONTROL SERVICE-SLEEPY			
						CHECK	19837	TOTAL:	290.00
19838	10/21/2022	PRTD	12100 CHAGRIN VALLEY ENGIN		21322.4	10/06/2022	20211448	10/21/22	1,561.95
			Invoice: 21322.4			UPPER 40 FOSTERS RUN THRU 6/26/22-TASK 4			
						CHECK	19838	TOTAL:	1,561.95
19839	10/21/2022	PRTD	3831 SPECTRUM REACH		300013881	10/12/2022	20220706	10/21/22	1,483.25
			Invoice: 300013881			ADVERTISING SS 6626			
Invoice: 300013882					300013882	10/12/2022	20220706	10/21/22	1,412.06
						ADVERTISING SS 6626			
						CHECK	19839	TOTAL:	2,895.31
19840	10/21/2022	PRTD	1540 CLEVELAND PUBLIC POW		0163350000	10/12/2022	20220102	10/21/22	2,168.35
			Invoice: 0163350000			ELECTRICITY 9/9-10/10/22			
						CHECK	19840	TOTAL:	2,168.35
19841	10/21/2022	PRTD	1540 CLEVELAND PUBLIC POW		2397250000	10/12/2022	20220102	10/21/22	20.67
			Invoice: 2397250000			ELECTRICITY 9/7-10/10/22			
						CHECK	19841	TOTAL:	20.67
19842	10/21/2022	PRTD	1540 CLEVELAND PUBLIC POW		2663170000	10/12/2022	20220102	10/21/22	22.50
			Invoice: 2663170000			ELECTRICITY 9/9-10/10/22			
						CHECK	19842	TOTAL:	22.50
19843	10/21/2022	PRTD	1540 CLEVELAND PUBLIC POW		5163751111	10/11/2022	20220102	10/21/22	2,295.26
			Invoice: 5163751111			ELECTRICITY 9/8-10/7/22			
						CHECK	19843	TOTAL:	2,295.26
19844	10/21/2022	PRTD	1540 CLEVELAND PUBLIC POW		5605835370	10/11/2022	20220102	10/21/22	3,500.29
			Invoice: 5605835370			ELECTRICITY 9/8-10/7/22			

A/P CASH DISBURSEMENTS

CASH ACCOUNT: 0000000 100115 HNB CDA Account

CHECK NO	CHK DATE	TYPE	VENDOR NAME	VOUCHER	INVOICE	INV DATE	PO	CHECK RUN	NET
						INVOICE DTL DESC			
						CHECK	19844	TOTAL:	3,500.29
19845	10/21/2022	PRTD	1540 CLEVELAND PUBLIC POW		9484151111	10/11/2022	20220102	10/21/22	53.92
Invoice: 9484151111						ELECTRICITY	9/8-10/7/22		
						CHECK	19845	TOTAL:	53.92
19846	10/21/2022	PRTD	1540 CLEVELAND PUBLIC POW		0481151111	10/13/2022	20220102	10/21/22	141.52
Invoice: 0481151111						ELECTRICITY	9/6-10/3/22		
						CHECK	19846	TOTAL:	141.52
19847	10/21/2022	PRTD	1540 CLEVELAND PUBLIC POW		9772841111	10/13/2022	20220102	10/21/22	4,939.92
Invoice: 9772841111						ELECTRICITY	9/9-10/10/22		
						CHECK	19847	TOTAL:	4,939.92
19848	10/21/2022	PRTD	1557 CITY OF CLEVELAND		0476130000	10/12/2022	20220103	10/21/22	9.20
Invoice: 0476130000						WATER	9/9-10/11/22		
Invoice: 2122140000						WATER	9/8-10/8/22		42.87
Invoice: 2782920000						WATER	9/8-10/8/22		18.05
Invoice: 3666130000						WATER	9/9-10/11/22		18.05
Invoice: 4236610000						WATER	9/7-10/7/22		9.20
Invoice: 6031020000						WATER	9/7-10/7/22		2,389.30
Invoice: 6541250000						WATER	9/8-10/10/22		14.55
Invoice: 6732830000						WATER	9/8-10/8/22		173.64
Invoice: 7031020000						WATER	9/7-10/7/22		52.70
Invoice: 9822250000						WATER	9/8-10/8/22		12.04
0135940000							10/11/2022	20220103 10/21/22	124.03

A/P CASH DISBURSEMENTS

CASH ACCOUNT: 0000000 100115 HNB CDA Account
 CHECK NO CHK DATE TYPE VENDOR NAME

CHECK NO	CHK DATE	TYPE	VENDOR NAME	VOUCHER	INVOICE	INV DATE	PO	CHECK RUN	NET
						INVOICE DTL DESC			
Invoice: 0135940000						WATER 9/7-10/7/22			
Invoice: 0135940000				0135940000		10/11/2022		10/21/22	1,150.00
Invoice: 6038518232				6038518232		10/13/2022	20220103	10/21/22	104.00
Invoice: 6241230000				6241230000		10/13/2022	20220103	10/21/22	60.70
Invoice: 9461240000				9461240000		10/14/2022	20220103	10/21/22	9.20
						WATER 9/13-10/13/22			
						CHECK	19848	TOTAL:	4,187.53
19849	10/21/2022	PRTD	11901 CODE MEDIA GROUP LLC	AUGUSST 2022		08/01/2022	20221359	10/21/22	1,000.00
Invoice: AUGUSST 2022						ADVERTISING SS#6626			
Invoice: SEPTEMBER 2022				SEPTEMBER 2022		09/01/2022	20221359	10/21/22	1,000.00
Invoice: OCT 2022						ADVERTISING SS#6626			
19849	10/21/2022	PRTD	11901 CODE MEDIA GROUP LLC	OCT 2022		10/01/2022	20221359	10/21/22	1,000.00
Invoice: OCT 2022						ADVERTISING SS#6626			
						CHECK	19849	TOTAL:	3,000.00
19850	10/21/2022	PRTD	1571 COLUMBIA GAS OF OHIO	12450234 001 000 5		10/17/2022	20220104	10/21/22	55.39
Invoice: 12450234 001 000 5						GAS 9/15-10/14/22			
						CHECK	19850	TOTAL:	55.39
19851	10/21/2022	PRTD	12719 CONSTRUCTION RESOURC	8107		09/20/2022	20220660	10/21/22	9,052.00
Invoice: 8107						ZOO PRIMATE, CAT & AQUATICS ROOF REPLACEMENT			
						CHECK	19851	TOTAL:	9,052.00
19852	10/21/2022	PRTD	229 COOK FIRE & SECURITY	2022-30		09/26/2022	20220447	10/21/22	332.00
Invoice: 2022-30						CWC FIRE/SECURITY ALARM MONITORING 10/21-10/20/23			
						CHECK	19852	TOTAL:	332.00
19853	10/21/2022	PRTD	1639 NAILAH K BYRD CLERK	CV21953811		09/30/2022	20221363	10/21/22	56.45
Invoice: CV21953811						CLERK FEES			

A/P CASH DISBURSEMENTS

CASH ACCOUNT: 0000000 100115 HNB CDA Account

CHECK NO	CHK DATE	TYPE	VENDOR NAME	VOUCHER	INVOICE	INV DATE	PO	CHECK RUN	NET
INVOICE DTL DESC									
								CHECK 19853 TOTAL:	56.45
19854	10/21/2022	PRTD	1641 CUYAHOGA COUNTY TREA		BF 884	10/07/2022	20220840	10/21/22	915.00
			Invoice: BF 884					SEWER/SANITARY SERVICE JULY/AUGUST-LAKEFRONT	
			Invoice: BF 884*		BF 884*	10/07/2022	20220854	10/21/22	15,349.75
								SEWER/SANITARY SERVICE JULY/AUGUST-ZOO	
			Invoice: BF 884**		BF 884**	10/07/2022	20221352	10/21/22	990.00
								SEWER/SANITARY SERVICE JULY/AUGUST-BRECKSVILLE	
								CHECK 19854 TOTAL:	17,254.75
19855	10/21/2022	PRTD	1703 DIRECTV		053042014	10/19/2022	20220050	10/21/22	146.99
			Invoice: 053042014					STILLWATER SERVICE 10/18/22-11/17/22	
								CHECK 19855 TOTAL:	146.99
19856	10/21/2022	PRTD	1739 DOMINION ENERGY OHIO		1 1800 1640 2985	10/12/2022	20220125	10/21/22	67.00
			Invoice: 1 1800 1640 2985					GAS 9/13-10/12/22	
								CHECK 19856 TOTAL:	67.00
19857	10/21/2022	PRTD	1739 DOMINION ENERGY OHIO		1 1800 1853 1608	10/10/2022	20220125	10/21/22	82.96
			Invoice: 1 1800 1853 1608					GAS 9/8-10/10/22	
								CHECK 19857 TOTAL:	82.96
19858	10/21/2022	PRTD	1739 DOMINION ENERGY OHIO		3 5000 5166 6994	10/12/2022	20220125	10/21/22	412.47
			Invoice: 3 5000 5166 6994					GAS 9/13-10/12/22	
								CHECK 19858 TOTAL:	412.47
19859	10/21/2022	PRTD	1739 DOMINION ENERGY OHIO		3 5000 5460 4331	10/13/2022	20220125	10/21/22	155.81
			Invoice: 3 5000 5460 4331					GAS 9/14-10/13/22	
								CHECK 19859 TOTAL:	155.81
19860	10/21/2022	PRTD	1739 DOMINION ENERGY OHIO		8 4409 0013 3982	10/13/2022	20220125	10/21/22	86.02
			Invoice: 8 4409 0013 3982					GAS 9/14-10/13/22	
								CHECK 19860 TOTAL:	86.02

A/P CASH DISBURSEMENTS

CASH ACCOUNT: 0000000 100115 HNB CDA Account
 CHECK NO CHK DATE TYPE VENDOR NAME

CHECK NO	CHK DATE	TYPE	VENDOR NAME	VOUCHER	INVOICE	INV DATE	PO	CHECK RUN	NET
INVOICE DTL DESC									
19861	10/21/2022	PRTD	999998 DEMBOWSKI, CHRISTOPH		REIMBURSEMENT	10/17/2022		10/21/22	174.99
			Invoice: REIMBURSEMENT					BOOT ALLOWANCE-CHRISTOPHER DEMBOWSKI	
								CHECK 19861 TOTAL:	174.99
19862	10/21/2022	PRTD	999998 JENKS, MATT		REIMBURSEMENT	10/17/2022		10/21/22	175.00
			Invoice: REIMBURSEMENT					BOOT ALLOWANCE-MATT JENKS	
								CHECK 19862 TOTAL:	175.00
19863	10/21/2022	PRTD	999998 KOWALSKI, ROBERT		REIMBURSEMENT	10/10/2022		10/21/22	175.00
			Invoice: REIMBURSEMENT					BOOT ALLOWANCE-ROBERT KOWALSKI	
								CHECK 19863 TOTAL:	175.00
19864	10/21/2022	PRTD	999998 KUJAR, CHRISTOPHER		REIMBURSEMENT	09/13/2022		10/21/22	71.25
			Invoice: REIMBURSEMENT					AZA ANNUAL CONFERENCE-KUHAR	
								CHECK 19864 TOTAL:	71.25
19865	10/21/2022	PRTD	999998 OWEN, BLAKE		REIMBURSEMENT	09/26/2022		10/21/22	176.54
			Invoice: REIMBURSEMENT					NRPA NATIONAL CONVENTION-OWEN	
								CHECK 19865 TOTAL:	176.54
19866	10/21/2022	PRTD	1774 ENVIRONMENTAL DESIGN	0074339		09/30/2022	20221290	10/21/22	1,695.00
			Invoice: 0074339					PHASE I ESA -HAVRAN PROPERTY	
								CHECK 19866 TOTAL:	1,695.00
19867	10/21/2022	PRTD	3555 EP GRAPHICS, INC.	62561		10/17/2022	20211948	10/21/22	40.50
			Invoice: 62561					EN PRINTING/DESIGN/MAILING ADJ. BID 6605-NOV 2022	
								CHECK 19867 TOTAL:	40.50
19868	10/21/2022	PRTD	6524 WILLIAM CROWBEAK FAL		FLUTE CONCERT 11/6	10/18/2022	20221366	10/21/22	150.00
			Invoice: FLUTE CONCERT 11/6					FIRST DAY PEOPLE	
								CHECK 19868 TOTAL:	150.00
19869	10/21/2022	PRTD	339 FENDER'S FISH HATCHE	10762		10/13/2022	20220292	10/21/22	2,388.00
			Invoice: 10762					ADULT CATFISH RESTOCKING	

A/P CASH DISBURSEMENTS

CASH ACCOUNT: 0000000 100115 HNB CDA Account
 CHECK NO CHK DATE TYPE VENDOR NAME

CHECK NO	CHK DATE	TYPE	VENDOR NAME	VOUCHER	INVOICE	INV DATE	PO	CHECK RUN	NET
						INVOICE DTL DESC			
								CHECK 19869 TOTAL:	2,388.00
19870	10/21/2022	PRTD	348 FORESTRY SUPPLIERS		276667-00	10/10/2022	20221172	10/21/22	1,258.75
			Invoice: 276667-00					FIRE WATER PUMP-NAT.RES.	
								CHECK 19870 TOTAL:	1,258.75
19871	10/21/2022	PRTD	351 FOUR O CORPORATION		M065363-IN	10/12/2022	20220821	10/21/22	28.35
			Invoice: M065363-IN					VEHICLE/EQUIPMENT FLUIDS-OEC FLEET	
			Invoice: X384573-IN		X384573-IN	10/12/2022	20220821	10/21/22	1,598.36
								VEHICLE/EQUIPMENT FLUIDS-R.RIVER FLEET	
			Invoice: X386187-IN		X386187-IN	10/19/2022	20220821	10/21/22	1,009.80
								VEHICLE/EQUIPMENT FLUIDS-OEC FLEET	
								CHECK 19871 TOTAL:	2,636.51
19872	10/21/2022	PRTD	4467 GALLS, LLC		021299532	06/01/2022	20220235	10/21/22	123.00
			Invoice: 021299532					POLICE UNIFORMS	
			Invoice: 021311820		021311820	06/02/2022	20220235	10/21/22	343.50
								POLICE UNIFORMS	
			Invoice: 021515102		021515102	06/28/2022	20220235	10/21/22	102.00
								POLICE UNIFORMS	
			Invoice: 021538830		021538830	06/30/2022	20220235	10/21/22	220.50
								POLICE UNIFORMS	
			Invoice: 021571053		021571053	07/06/2022	20220235	10/21/22	68.00
								POLICE UNIFORMS	
								CHECK 19872 TOTAL:	857.00
19873	10/21/2022	PRTD	11820 GATEWAY PRODUCTS REC		125373	10/18/2022	20221236	10/21/22	221.00
			Invoice: 125373					OFF SITE SECURE DOCUMENT SHREDDING-FINANCE	
								CHECK 19873 TOTAL:	221.00
19874	10/21/2022	PRTD	3614 GORDON FOOD SERVICE,		959065011	10/08/2022	20221086	10/21/22	58.60
			Invoice: 959065011					RESTAURANT COOP#6663-ENM	
			Invoice: 959065011*		959065011*	10/08/2022	20220211	10/21/22	7.78
								RESTAURANT NON BID-ENM	
					959065013	10/08/2022	20221086	10/21/22	55.46

A/P CASH DISBURSEMENTS

CASH ACCOUNT: 0000000 100115 HNB CDA Account
 CHECK NO CHK DATE TYPE VENDOR NAME

CHECK NO	CHK DATE	TYPE	VENDOR NAME	VOUCHER	INVOICE	INV DATE	PO	CHECK RUN	NET
						INVOICE DTL DESC			
Invoice: 959065013									
						10/11/2022	20221086	10/21/22	25.45
Invoice: 910170016					910170016				
						10/11/2022	20220211	10/21/22	26.49
Invoice: 910170016*									
						10/12/2022	20221086	10/21/22	149.04
Invoice: 959065105					959065105				
						10/13/2022	20221089	10/21/22	221.95
Invoice: 965050406					965050406				
						10/13/2022	20220355	10/21/22	30.49
Invoice: 965050406*									
						10/14/2022	20221089	10/21/22	36.94
Invoice: 759199394					759199394				
						10/16/2022	20221086	10/21/22	198.68
Invoice: 910170215					910170215				
						10/17/2022	20221086	10/21/22	46.93
Invoice: 959065221					959065221				
						10/15/2022	20220211	10/21/22	31.92
Invoice: 965050478					965050478				
								19874 TOTAL:	889.73
19875	10/21/2022	PRTD	1944 GREAT LAKES PETROLEU	1972299-IN		10/07/2022	20221047	10/21/22	18,799.06
Invoice: 1972299-IN									
						10/10/2022	20221047	10/21/22	1,845.30
Invoice: 1973111-IN					1973111-IN				
						10/13/2022	20221047	10/21/22	3,954.64
Invoice: 1974505-IN					1974505-IN				
						10/13/2022	20221047	10/21/22	1,904.20
Invoice: 1975303-IN					1975303-IN				
						10/13/2022	20221047	10/21/22	13,970.25
Invoice: 1975305-IN					1975305-IN				
						10/13/2022	20221047	10/21/22	3,367.19
Invoice: 1975450-IN					1975450-IN				
						10/17/2022	20221047	10/21/22	18,218.83
Invoice: 1976969-IN					1976969-IN				

A/P CASH DISBURSEMENTS

CASH ACCOUNT: 0000000 100115 HNB CDA Account
 CHECK NO CHK DATE TYPE VENDOR NAME

CHECK NO	CHK DATE	TYPE	VENDOR NAME	VOUCHER	INVOICE	INV DATE	PO	CHECK RUN	NET
					1977886-IN	10/18/2022	20221095	10/21/22	4,289.25
						DIESEL COOP#6660-ZOO			
							CHECK	19875 TOTAL:	66,348.72
19876	10/21/2022	PRTD	5303 GREATER CLEVELAND RT	2621503		10/07/2022	20220181	10/21/22	190.00
						RTA BUS/RAPID PASS #1698426-1698427 (NOV 2022)			
							CHECK	19876 TOTAL:	190.00
19877	10/21/2022	PRTD	1958 GUARDIAN ALARM COMPA	22249207		09/16/2022	20220198	10/21/22	198.00
						MASTICK WOODS ALARM MONITORING 10/1-12/31/22			
							CHECK	19877 TOTAL:	198.00
19878	10/21/2022	PRTD	1959 GUARDIAN TITLE & GUA	GFNO: 813221318		10/12/2022	20221373	10/21/22	6,318.00
						LAND ACQUISITION CLOSING COST-MAPLE HTS. PROPERTY			
							CHECK	19878 TOTAL:	6,318.00
19879	10/21/2022	PRTD	4804 HARVEST TOWN MUSIC	PERFORMER 10/8/22		10/13/2022	20221198	10/21/22	300.00
						CHALET FALL CLAMBAKE/HAYRIDES			
							CHECK	19879 TOTAL:	300.00
19880	10/21/2022	PRTD	2039 IHEARTMEDIA	8819232451		10/11/2022	20220696	10/21/22	2,820.00
						ADVERTISING SS#6626			
					8819232520	10/11/2022	20220696	10/21/22	1,125.00
						ADVERTISING SS#6626			
					8819232525	10/11/2022	20220696	10/21/22	750.00
						ADVERTISING SS#6626			
							CHECK	19880 TOTAL:	4,695.00
19881	10/21/2022	PRTD	2041 ILLUMINATING COMPANY	110 023 655 019		10/07/2022	20220105	10/21/22	315.64
						ELECTRICITY 9/6-10/4/22			
					110 023 757 963	10/07/2022	20220105	10/21/22	158.66
						ELECTRICITY 9/6-10/4/22			
					110 023 758 177	10/07/2022	20220105	10/21/22	323.67
						ELECTRICITY 9/6-10/4/22			

A/P CASH DISBURSEMENTS

CASH ACCOUNT: 0000000 100115 HNB CDA Account

CHECK NO	CHK DATE	TYPE	VENDOR NAME	VOUCHER	INVOICE	INV DATE	PO	CHECK RUN	NET
						INVOICE DTL DESC			
Invoice: 110 024 407 709					110 024 407 709	10/07/2022	20220105	10/21/22	90.91
						ELECTRICITY 9/7-10/5/22			
Invoice: 110 026 259 819					110 026 259 819	10/14/2022	20220105	10/21/22	212.85
						ELECTRICITY 9/10-10/11/22			
Invoice: 110 026 590 007					110 026 590 007	10/10/2022	20220105	10/21/22	463.23
						ELECTRICITY 9/7-10/6/22			
Invoice: 110 042 621 232					110 042 621 232	10/14/2022	20220105	10/21/22	381.31
						ELECTRICITY 9/13-10/11/22			
Invoice: 110 046 560 949					110 046 560 949	10/14/2022	20220105	10/21/22	121.59
						ELECTRICITY 9/13-10/11/22			
Invoice: 110 055 200 171					110 055 200 171	10/14/2022	20220105	10/21/22	389.21
						ELECTRICITY 9/13-10/11/22			
Invoice: 110 076 147 419					110 076 147 419	10/17/2022	20220105	10/21/22	498.85
						ELECTRICITY 9/14-10/13/22			
Invoice: 110 078 516 017					110 078 516 017	10/14/2022	20220105	10/21/22	660.13
						ELECTRICITY 9/14-10/12/22			
Invoice: 110 102 536 718					110 102 536 718	10/17/2022	20220105	10/21/22	184.64
						ELECTRICITY 9/15-10/13/22			
Invoice: 110 109 550 910					110 109 550 910	10/17/2022	20220105	10/21/22	1,316.82
						ELECTRICITY 9/14-10/13/22			
Invoice: 110 024 857 184					110 024 857 184	10/11/2022	20220105	10/21/22	131.27
						ELECTRICITY 9/8-10/7/22			
Invoice: 110 025 329 738					110 025 329 738	10/18/2022	20220105	10/21/22	196.34
						ELECTRICITY 9/15-10/13/22			
Invoice: 110 025 373 728					110 025 373 728	10/18/2022	20220105	10/21/22	130.17
						ELECTRICITY 9/15-10/13/22			
Invoice: 110 051 994 108					110 051 994 108	10/18/2022	20220105	10/21/22	106.21
						ELECTRICITY 9/15-10/13/22			
Invoice: 110 094 772 685					110 094 772 685	10/18/2022	20220105	10/21/22	171.97
						ELECTRICITY 9/15-10/13/22			
Invoice: 110 110 732 010					110 110 732 010	10/19/2022	20220105	10/21/22	91.67
						ELECTRICITY 9/17-10/17/22			
Invoice: 110 157 059 905					110 157 059 905	10/18/2022	20220105	10/21/22	93.28
						ELECTRICITY 9/15-10/13/22			
					110 026 895 448	10/14/2022	20220105	10/21/22	92.47

A/P CASH DISBURSEMENTS

CASH ACCOUNT: 0000000 100115 HNB CDA Account

CHECK NO	CHK DATE	TYPE	VENDOR NAME	VOUCHER	INVOICE	INV DATE	PO	CHECK RUN	NET
						INVOICE DTL DESC			
Invoice: 110 026 895 448						ELECTRICITY 9/13-10/12/22			
Invoice: 110 026 895 554					110 026 895 554	10/14/2022	20220105	10/21/22	112.25
						ELECTRICITY 9/13-10/12/22			
Invoice: 110 141 725 140					110 141 725 140	10/20/2022	20220105	10/21/22	5,347.12
						ELECTRICITY 9/19-10/17/22			
Invoice: 110 148 896 167					110 148 896 167	10/20/2022	20220105	10/21/22	200.02
						ELECTRICITY 9/21-10/18/22			
Invoice: 110 148 897 967					110 148 897 967	10/20/2022	20220105	10/21/22	131.27
						ELECTRICITY 9/21-10/18/22			
								CHECK 19881 TOTAL:	11,921.55
19882	10/21/2022	PRTD	2041	ILLUMINATING COMPANY	110 022 160 318	10/17/2022	20220105	10/21/22	20.44
Invoice: 110 022 160 318						ELECTRICITY 9/20-10/18/22			
Invoice: 110 022 613 514					110 022 613 514	10/14/2022	20220105	10/21/22	67.86
						ELECTRICITY 9/17-10/17/22			
Invoice: 110 022 696 584					110 022 696 584	10/17/2022	20220105	10/21/22	37.97
						ELECTRICITY 9/20-10/18/22			
Invoice: 110 023 757 914					110 023 757 914	10/07/2022	20220105	10/21/22	87.64
						ELECTRICITY 9/6-10/4/22			
Invoice: 110 024 274 745					110 024 274 745	10/07/2022	20220105	10/21/22	90.80
						ELECTRICITY 9/6-10/4/22			
Invoice: 110 024 532 860					110 024 532 860	10/07/2022	20220105	10/21/22	90.71
						ELECTRICITY 9/6-10/4/22			
Invoice: 110 024 864 321					110 024 864 321	10/17/2022	20220105	10/21/22	26.63
						ELECTRICITY 9/20-10/18/22			
Invoice: 110 026 779 725					110 026 779 725	10/10/2022	20220105	10/21/22	89.72
						ELECTRICITY 9/7-10/6/22			
Invoice: 110 035 032 231					110 035 032 231	10/14/2022	20220105	10/21/22	90.18
						ELECTRICITY 9/13-10/11/22			
Invoice: 110 043 216 677					110 043 216 677	10/17/2022	20220105	10/21/22	8.50
						ELECTRICITY 9/14-10/12/22			
Invoice: 110 043 772 851					110 043 772 851	10/14/2022	20220105	10/21/22	90.18
						ELECTRICITY 9/13-10/11/22			
Invoice: 110 152 753 304					110 152 753 304	10/14/2022	20220105	10/21/22	13.85
						ELECTRICITY 9/14-10/12/22			

A/P CASH DISBURSEMENTS

CASH ACCOUNT: 0000000 100115 HNB CDA Account
 CHECK NO CHK DATE TYPE VENDOR NAME

CHECK NO	CHK DATE	TYPE	VENDOR NAME	VOUCHER	INVOICE	INV DATE	PO	CHECK RUN	NET
						INVOICE DTL DESC			
Invoice: 110 021 413 254					110 021 413 254	10/18/2022	20220105	10/21/22	55.47
						ELECTRICITY 9/21-10/19/22			
Invoice: 110 023 701 169					110 023 701 169	10/11/2022	20220105	10/21/22	90.77
						ELECTRICITY 9/8-10/7/22			
Invoice: 110 023 830 489					110 023 830 489	10/11/2022	20220105	10/21/22	89.35
						ELECTRICITY 9/8-10/7/22			
Invoice: 110 094 772 677					110 094 772 677	10/18/2022	20220105	10/21/22	90.77
						ELECTRICITY 9/15-10/13/22			
Invoice: 110 127 314 372					110 127 314 372	10/18/2022	20220105	10/21/22	74.37
						ELECTRICITY 9/18-10/12/22			
						CHECK		19882 TOTAL:	1,115.21
19883 10/21/2022 PRD			495 KIDS PARTY ENTERTAIN		22-2761A	10/04/2022	20221361	10/21/22	5,907.00
Invoice: 22-2761A						TRICK-OR-TREAT FEST CHARACTERS WEEKS 1&2			
						CHECK		19883 TOTAL:	5,907.00
19884 10/21/2022 PRD			495 KIDS PARTY ENTERTAIN		22-2761B	10/04/2022	20221361	10/21/22	5,907.00
Invoice: 22-2761B						TRICK-OR-TREAT FEST CHARACTERS WEEKS 3&4			
						CHECK		19884 TOTAL:	5,907.00
19885 10/21/2022 PRD			2168 KIMBALL MIDWEST		100389890	10/13/2022	20220093	10/21/22	141.25
Invoice: 100389890						NUTS, BOLTS & HARDWARE-OEC FLEET			
Invoice: 100392121					100392121	10/14/2022	20220093	10/21/22	48.56
						NUTS, BOLTS & HARDWARE-MSR FLEET			
						CHECK		19885 TOTAL:	189.81
19886 10/21/2022 PRD			2176 KLYN NURSERIES INC		SI-6038	10/12/2022	20220859	10/21/22	345.00
Invoice: SI-6038						NON-NATIVE PLANT MATERIAL SS#6631-ZOO			
Invoice: SI-6076					SI-6076	10/12/2022	20220859	10/21/22	215.00
						NON-NATIVE PLANT MATERIAL SS#6631-ZOO			
						CHECK		19886 TOTAL:	560.00
19887 10/21/2022 PRD			2199 LAKE BUSINESS PRODUC		1151415	10/10/2022	20200128	10/21/22	2,708.53
Invoice: 1151415						CANON IMAGE PRESS/RUNNER ADVANCE AGMT. 9/11-10/10			

A/P CASH DISBURSEMENTS

CASH ACCOUNT: 0000000 100115 HNB CDA Account
 CHECK NO CHK DATE TYPE VENDOR NAME

CHECK NO	CHK DATE	TYPE	VENDOR NAME	VOUCHER	INVOICE	INV DATE	PO	CHECK RUN	NET
						INVOICE DTL DESC			
								CHECK 19887 TOTAL:	2,708.53
19888	10/21/2022	PRTD	2206 LAKE ERIE CONSTRUCTI		22E198-1	10/08/2022	20221252	10/21/22	4,720.00
			Invoice: 22E198-1			30 RAISED PAVEMENT MARKERS		INSTALLED	
								CHECK 19888 TOTAL:	4,720.00
19889	10/21/2022	PRTD	12490 LAKEVIEW INDUSTRIES,		17692	10/14/2022	20221357	10/21/22	985.00
			Invoice: 17692			POWDER COAT 16 BIRD SILHOUETTE CUTOUTS			
								CHECK 19889 TOTAL:	985.00
19890	10/21/2022	PRTD	2264 LOGICALIS		IN209242	07/11/2022	20211263	10/21/22	127,690.34
			Invoice: IN209242			ZOO OUTDOOR WIFI PROJECT PHASE I-MATERIAL			
			Invoice: IN209242*		IN209242*	07/11/2022	20220247	10/21/22	25,011.77
						ZOO OUTDOOR WIFI PROJECT PHASE I-MATERIAL			
								CHECK 19890 TOTAL:	152,702.11
19891	10/21/2022	PRTD	2336 MEDINA SUPPLY CO		2463339	10/12/2022	20220024	10/21/22	1,415.00
			Invoice: 2463339			CONCRETE BID 6621			
			Invoice: 2463340		2463340	10/12/2022	20221327	10/21/22	1,340.00
						CONCRETE BID 6621			
			Invoice: 2461404		2461404	10/07/2022	20221197	10/21/22	264.50
						CONCRETE BID 6621			
								CHECK 19891 TOTAL:	3,019.50
19892	10/21/2022	PRTD	13323 MIDWEST EQUIPMENT CO		49141	10/04/2022	20221313	10/21/22	4,999.00
			Invoice: 49141			CRANE SERVICES			
								CHECK 19892 TOTAL:	4,999.00
19893	10/21/2022	PRTD	591 ZOOM CAR WASH		00475	09/30/2022	20220073	10/21/22	42.00
			Invoice: 00475			CAR WASHES			
								CHECK 19893 TOTAL:	42.00
19894	10/21/2022	PRTD	597 MORGAN LINEN		1623493	10/11/2022	20220194	10/21/22	66.03
			Invoice: 1623493			TOWELS/LINENS-ENM			
					1620799	09/27/2022	20220194	10/21/22	189.26

A/P CASH DISBURSEMENTS

CASH ACCOUNT: 0000000 100115 HNB CDA Account
 CHECK NO CHK DATE TYPE VENDOR NAME

CHECK NO	CHK DATE	TYPE	VENDOR NAME	VOUCHER	INVOICE	INV DATE	PO	CHECK RUN	NET
						INVOICE DTL DESC			
Invoice: 1620799									
						TOWELS/LINENS-ENM			
Invoice: 1624195					1624195	10/13/2022	20220268	10/21/22	200.63
						TOWELS/LINENS-SLEEPY			
Invoice: 1624246					1624246	10/13/2022	20220194	10/21/22	152.66
						TOWELS/LINENS-MERWINS			
Invoice: 1624853					1624853	10/18/2022	20220194	10/21/22	73.36
						TOWELS/LINENS-ENM			
						CHECK	19894	TOTAL:	681.94
19895	10/21/2022	PRTD	605 MULTI FLOW DISPENSER		1000252	10/05/2022	20220259	10/21/22	28.50
Invoice: 1000252						STA-FULL PROGRAM-MERWINS			
Invoice: 987320					987320	09/07/2022	20220259	10/21/22	28.50
						STA-FULL PROGRAM-ENM			
Invoice: 993873					993873	09/21/2022	20220259	10/21/22	28.50
						STA-FULL PROGRAM-ENM			
						CHECK	19895	TOTAL:	85.50
19896	10/21/2022	PRTD	10522 TORY NECKLACE		BIRCH BARK DISPLAY	10/18/2022	20221368	10/21/22	75.00
Invoice: BIRCH BARK DISPLAY						FIRST DAY PEOPLE 11/6/22			
						CHECK	19896	TOTAL:	75.00
19897	10/21/2022	PRTD	2443 NORTHEAST OHIO REGIO		1967290002	10/05/2022	20220106	10/21/22	509.38
Invoice: 1967290002						SEWER 9/3-10/4/22			
Invoice: 2178000002					2178000002	10/06/2022	20220106	10/21/22	187.62
						SEWER 9/2-10/4/22			
Invoice: 3340190001					3340190001	10/05/2022	20220106	10/21/22	4,803.14
						SEWER 9/3-10/4/22			
Invoice: 4551695495					4551695495	10/05/2022	20220106	10/21/22	65.58
						SEWER 9/3-10/4/22			
Invoice: 7008060001					7008060001	10/05/2022	20220106	10/21/22	54.48
						SEWER 9/2-10/4/22			
Invoice: 8365160000					8365160000	10/07/2022	20220106	10/21/22	154.34
						SEWER 9/3-10/6/22			
Invoice: 8965380000					8965380000	10/07/2022	20220106	10/21/22	198.72
						SEWER 9/3-10/6/22			

A/P CASH DISBURSEMENTS

CASH ACCOUNT: 0000000 100115 HNB CDA Account
 CHECK NO CHK DATE TYPE VENDOR NAME

CHECK NO	CHK DATE	TYPE	VENDOR NAME	VOUCHER	INVOICE	INV DATE	PO	CHECK RUN	NET
						INVOICE DTL DESC			
					9275090222	10/06/2022	20220106	10/21/22	1,940.63
					Invoice: 9275090222	SEWER 9/2-10/4/22			
					2328255709	10/11/2022	20220106	10/21/22	309.67
					Invoice: 2328255709	SEWER 9/8-10/8/22			
					3366979712	10/10/2022	20220106	10/21/22	98.86
					Invoice: 3366979712	SEWER 9/7-10/7/22			
								CHECK 19897 TOTAL:	8,322.42
19898	10/21/2022	PRTD	2479 NORTHERN HASEROT		484537	10/06/2022	20220090	10/21/22	495.70
					Invoice: 484537	CONCESSION SS 6616-ENM			
					201178	03/20/2022	20220248	10/21/22	356.49
					Invoice: 201178	CONCESSION SS 6616-SLEEPY			
					280095	05/17/2022	20220248	10/21/22	26.15
					Invoice: 280095	CONCESSION SS 6616-SLEEPY			
					494395	10/13/2022	20220090	10/21/22	774.51
					Invoice: 494395	CONCESSION SS 6616-MERWINS			
					494395*	10/13/2022	20220228	10/21/22	290.33
					Invoice: 494395*	NON FOOD ITEMS-MERWINS			
					492180*	10/13/2022	20220228	10/21/22	171.50
					Invoice: 492180*	NON FOOD ITEMS-MERWINS			
					492180	10/13/2022	20220090	10/21/22	93.51
					Invoice: 492180	CONCESSION SS 6616-MERWINS			
					494468	10/14/2022	20220090	10/21/22	1,046.25
					Invoice: 494468	CONCESSION SS 6616-MERWINS			
								CHECK 19898 TOTAL:	3,254.44
19899	10/21/2022	PRTD	2479 BRANDT MEAT COMPANY		484538	10/06/2022	20220090	10/21/22	123.59
					Invoice: 484538	RESTAURANT SS#6616-ENM			
					494396	10/13/2022	20220090	10/21/22	1,025.39
					Invoice: 494396	RESTAURANT SS#6616-MERWINS			
								CHECK 19899 TOTAL:	1,148.98
19900	10/21/2022	PRTD	2535 OHIO EDISON		110 009 931 681	10/18/2022	20220151	10/21/22	162.93
					Invoice: 110 009 931 681	ELECTRICITY 9/16-10/14/22			

A/P CASH DISBURSEMENTS

CASH ACCOUNT: 0000000 100115 HNB CDA Account

CHECK NO	CHK DATE	TYPE	VENDOR NAME	VOUCHER	INVOICE	INV DATE	PO	CHECK RUN	NET	
					INVOICE DTL DESC					
Invoice: 110 009 931 731					110 009 931 731	10/18/2022	20220151	10/21/22	88.44	
						ELECTRICITY 9/16-10/14/22				
Invoice: 110 009 864 973					110 009 864 973	10/19/2022	20220151	10/21/22	212.17	
						ELECTRICITY 9/16-10/17/22				
Invoice: 110 010 079 512					110 010 079 512	10/19/2022	20220151	10/21/22	94.51	
						ELECTRICITY 9/16-10/17/22				
Invoice: 110 010 496 401					110 010 496 401	10/19/2022	20220151	10/21/22	77.36	
						ELECTRICITY 9/17-10/17/22				
Invoice: 110 010 565 916					110 010 565 916	10/19/2022	20220151	10/21/22	177.86	
						ELECTRICITY 9/16-10/17/22				
Invoice: 110 010 566 062					110 010 566 062	10/19/2022	20220151	10/21/22	84.58	
						ELECTRICITY 9/17-10/17/22				
Invoice: 110 078 578 371					110 078 578 371	10/19/2022	20220151	10/21/22	235.61	
						ELECTRICITY 9/17-10/17/22				
Invoice: 110 094 520 068					110 094 520 068	10/19/2022	20220151	10/21/22	10.87	
						ELECTRICITY 9/16-10/17/22				
Invoice: 110 154 076 001					110 154 076 001	10/19/2022	20220151	10/21/22	72.50	
						ELECTRICITY 9/16-10/17/22				
								CHECK	19900 TOTAL:	1,216.83
19901 10/21/2022 PRTD			2539 OHIO GEESE CONTROL		22-11360	09/08/2022	20200139	10/21/22	5,364.65	
Invoice: 22-11360						GEESE CONTROL				
Invoice: 22-11488					22-11488	10/08/2022	20200139	10/21/22	5,784.65	
						GEESE CONTROL				
								CHECK	19901 TOTAL:	11,149.30
19902 10/21/2022 PRTD			673 OPN SEED		R110551	10/14/2022	20220906	10/21/22	176.43	
Invoice: R110551						NATIVE SEEDS SS 6625				
								CHECK	19902 TOTAL:	176.43
19903 10/21/2022 PRTD			2558 OHIO STATE UNIVERSIT		CI-00143402	10/17/2022	20220152	10/21/22	870.00	
Invoice: CI-00143402						INTERNET FEES				
								CHECK	19903 TOTAL:	870.00

A/P CASH DISBURSEMENTS

CASH ACCOUNT: 0000000 100115 HNB CDA Account

CHECK NO	CHK DATE	TYPE	VENDOR NAME	VOUCHER	INVOICE	INV DATE	PO	CHECK RUN	NET
19904	10/21/2022	PRTD	693 ORKIN PEST CONTROL		0172687022273	09/30/2022	20181384	10/21/22	60.00
			Invoice: 0172687022273						
						PEST CONTROL			
							CHECK	19904 TOTAL:	60.00
19905	10/21/2022	PRTD	2595 OSBORN ENGINEERING C		50163	08/30/2022	20220153	10/21/22	2,122.50
			Invoice: 50163						
						ZOO TICKETING STRUCTURE			
							CHECK	19905 TOTAL:	2,122.50
19906	10/21/2022	PRTD	999999 MARC BRUMMER	947	REFUND 10/9/22	10/20/2022		10/21/22	1,694.52
			Invoice: REFUND 10/9/22						
						SLEEPY HOLLOW EVENT-MARC BRUMMER			
							CHECK	19906 TOTAL:	1,694.52
19907	10/21/2022	PRTD	2614 PANZICA CONSTRUCTION		APPL.#3 RFP 6600-B	09/30/2022	20212057	10/21/22	289,211.49
			Invoice: APPL.#3 RFP 6600-B						
						ZOO TROPICAL BEAR HABITAT EXPANSION			
							CHECK	19907 TOTAL:	289,211.49
19908	10/21/2022	PRTD	9886 PENNSYLVANIA STEEL C		2294768	10/13/2022	20221122	10/21/22	8,804.98
			Invoice: 2294768						
						ALUMINUM SHEETS			
							CHECK	19908 TOTAL:	8,804.98
19909	10/21/2022	PRTD	10570 BOYAS AGGREGATES		788930A	10/04/2022	20211088	10/21/22	2,280.00
			Invoice: 788930A						
						TOPSOIL BID 6565-SITE			
			Invoice: 789053A-2		789053A-2	10/06/2022	20211088	10/21/22	380.00
						TOPSOIL BID 6565-SITE			
			Invoice: 789298A		789298A	10/12/2022	20221355	10/21/22	380.00
						TOPSOIL BID 6565-LAKEFRONT			
			Invoice: 789426A		789426A	10/15/2022	20220848	10/21/22	418.00
						TOPSOIL BID 6565-B.CREEK			
							CHECK	19909 TOTAL:	3,458.00
19910	10/21/2022	PRTD	2651 PHIL WANYERKA PH.D.		PRESENTATION 11/6/22	10/18/2022	20221365	10/21/22	100.00
			Invoice: PRESENTATION 11/6/22						
						FIRST DAY PEOPLE			
							CHECK	19910 TOTAL:	100.00

A/P CASH DISBURSEMENTS

CASH ACCOUNT: 0000000 100115 HNB CDA Account
 CHECK NO CHK DATE TYPE VENDOR NAME

VOUCHER INVOICE INV DATE PO CHECK RUN NET

											INVOICE DTL DESC		
19911	10/21/2022	PRTD	2671	U.S. POSTAL SERVICE		PERMIT 2911	10/11/2022	20220077	10/21/22	15,000.00			
				Invoice: PERMIT 2911							EN POSTAGE		
											CHECK	19911 TOTAL:	15,000.00
19912	10/21/2022	PRTD	12068	S&ME, INC.		1146945	10/11/2022	20221104	10/21/22	6,149.00			
				Invoice: 1146945							COMMUNITY SAILING CENTER		
											CHECK	19912 TOTAL:	6,149.00
19913	10/21/2022	PRTD	2834	SAMSEL SUPPLY CO.		0312981-IN	10/06/2022	20221289	10/21/22	2,056.98			
				Invoice: 0312981-IN							CONSTRUCTION HARDWARE		
											CHECK	19913 TOTAL:	2,056.98
19914	10/21/2022	PRTD	6311	SANSON PRODUCE		00763430	10/13/2022	20220114	10/21/22	60.68			
				Invoice: 00763430							CONCESSION SS 6616-MERWINS		
				Invoice: 00763926		00763926	10/13/2022	20220114	10/21/22	262.42			
											CONCESSION SS 6616-MERWINS		
				Invoice: 00764694		00764694	10/14/2022	20220114	10/21/22	119.27			
											CONCESSION SS 6616-MERWINS		
											CHECK	19914 TOTAL:	442.37
19915	10/21/2022	PRTD	813	SCHERBA INDUSTRIES I		35709	10/05/2022	20220626	10/21/22	5,376.00			
				Invoice: 35709							INFLATABLES-TRICK OR TREAT FEST		
											CHECK	19915 TOTAL:	5,376.00
19916	10/21/2022	PRTD	825	SERVICE WET GRINDING		341602	10/07/2022	20220045	10/21/22	24.50			
				Invoice: 341602							KNIFE SERVICES-MERWINS		
											CHECK	19916 TOTAL:	24.50
19917	10/21/2022	PRTD	832	ALLIED CORPORATION		680099	10/07/2022	20211086	10/21/22	1,027.76			
				Invoice: 680099							AGGREGATE BID 6566-SITE		
											CHECK	19917 TOTAL:	1,027.76
19918	10/21/2022	PRTD	832	SHELLY MATERIALS, IN		2456839	10/05/2022	20211086	10/21/22	1,173.43			
				Invoice: 2456839							AGGREGATE BID 6566		

A/P CASH DISBURSEMENTS

CASH ACCOUNT: 0000000 100115 HNB CDA Account
 CHECK NO CHK DATE TYPE VENDOR NAME

CHECK NO	CHK DATE	TYPE	VENDOR NAME	VOUCHER	INVOICE	INV DATE	PO	CHECK RUN	NET
						INVOICE DTL DESC			
Invoice: 2459609					2459609	10/12/2022	20211458	10/21/22	495.72
						AGGREGATE BID 6566			
Invoice: 2460611					2460611	10/12/2022	20211458	10/21/22	532.18
						AGGREGATES BID 6566			
Invoice: 2460685					2460685	10/12/2022	20211225	10/21/22	1,589.97
						AGGREGATES BID 6566			
						CHECK	19918	TOTAL:	3,791.30
19919	10/21/2022	PRTD	868 SOUTHWEST SWEEPING		9652	10/07/2022	20200410	10/21/22	2,415.00
			Invoice: 9652			SWEEPING SERVICES			
						CHECK	19919	TOTAL:	2,415.00
19920	10/21/2022	PRTD	2917 SPECTACULAR PARTY EN		2415	10/14/2022	20221342	10/21/22	10,164.00
			Invoice: 2415			TRICK OR TREAT FEST 10/7-10/9/22			
Invoice: 2416					2416	10/16/2022	20221342	10/21/22	10,164.00
						TRICK OR TREAT FEST 10/14-10/16/22			
						CHECK	19920	TOTAL:	20,328.00
19921	10/21/2022	PRTD	884 ALLIED CORPORATION		680434	10/12/2022	20220786	10/21/22	5,378.91
			Invoice: 680434			ASPHALT BID 6655-SITE			
						CHECK	19921	TOTAL:	5,378.91
19922	10/21/2022	PRTD	11701 AMERICANEAGLE.COM		364441	10/07/2022	20220097	10/21/22	262.50
			Invoice: 364441			KENTICO UPGRADE ASSESSMENT THRU 10/7/22-PAYMENT 15			
						CHECK	19922	TOTAL:	262.50
19923	10/21/2022	PRTD	10328 ROBBIE SWIFT		ART DISPLAY 11/6/22	10/18/2022	20221367	10/21/22	75.00
			Invoice: ART DISPLAY 11/6/22			FIRST DAY PEOPLE			
						CHECK	19923	TOTAL:	75.00
19924	10/21/2022	PRTD	900 SYLVESTER TRUCK & TI		02-254672	10/07/2022	20220669	10/21/22	769.14
			Invoice: 02-254672			TIRES BID 6649			
						CHECK	19924	TOTAL:	769.14

A/P CASH DISBURSEMENTS

CASH ACCOUNT: 0000000 100115 HNB CDA Account
 CHECK NO CHK DATE TYPE VENDOR NAME

CHECK NO	CHK DATE	TYPE	VENDOR NAME	VOUCHER	INVOICE	INV DATE	PO	CHECK RUN	NET
						INVOICE DTL DESC			
19925	10/21/2022	PRTD	3002 SYSCO FOOD SERVICES		415511465	10/07/2022	20221063	10/21/22	108.58
						CONCESSION COOP 6663-ENM			
					415511465*	10/07/2022	20220674	10/21/22	157.59
						NON FOOD ITEMS-ENM			
					415520319	10/12/2022	20221085	10/21/22	830.83
						CONCESSION COOP 6663-SLEEPY			
					415520319*	10/12/2022	20220492	10/21/22	119.71
						NON FOOD ITEMS-SLEEPY			
					415520896	10/12/2022	20221063	10/21/22	525.93
						CONCESSION COOP 6663-ENM			
					415520896*	10/12/2022	20220674	10/21/22	34.47
						NON FOOD ITEMS-ENM			
					415522747	10/13/2022	20221063	10/21/22	1,322.65
						CONCESSION COOP 6663-MERWINS			
					415386856**	08/02/2022	20221063	10/21/22	-55.64
						CONCESSION CR COOP 6663-EBH			
					415399927*	08/10/2022	20221063	10/21/22	-270.96
						CONCESSION CR COOP 6663-E 55TH			
					415410638**	08/16/2022	20221063	10/21/22	-35.58
						CONCESSION CR COOP 6663-EBH			
					415414502*	08/18/2022	20221063	10/21/22	-76.60
						CONCESSION CR COOP 6663-MERWINS			
					415426982*	08/25/2022	20221063	10/21/22	-47.35
						CONCESSION CR COOP 6663-ENM			
					415427058**	08/25/2022	20221063	10/21/22	-94.70
						CONCESSION CR COOP 6663-MERWINS			
					415442152**	09/01/2022	20221063	10/21/22	-79.29
						CONCESSION CR COOP 6663-MERWINS			
					415452346**	09/07/2022	20221085	10/21/22	-39.28
						CONCESSION CR COOP 6663-SHAWNEE			
					415490795**	09/28/2022	20221085	10/21/22	-22.07
						CONCESSION CR COOP 6663-SHAWNEE			
						CHECK	19925	TOTAL:	2,378.29

A/P CASH DISBURSEMENTS

CASH ACCOUNT: 0000000 100115 HNB CDA Account
 CHECK NO CHK DATE TYPE VENDOR NAME

CHECK NO	CHK DATE	TYPE	VENDOR NAME	VOUCHER	INVOICE	INV DATE	PO	CHECK RUN	NET
INVOICE DTL DESC									
19926	10/21/2022	PRTD	3266 GOODYEAR TIRE & RUBB		073-1093497	10/12/2022	20220675	10/21/22	1,032.40
			Invoice: 073-1093497						
					073-1093384	10/05/2022	20220675	10/21/22	560.87
			Invoice: 073-1093384						
								CHECK 19926 TOTAL:	1,593.27
19927	10/21/2022	PRTD	3266 GOODYEAR TIRE & RUBB		070-1182374	10/04/2022	20220675	10/21/22	594.24
			Invoice: 070-1182374						
					070-1182404	10/05/2022	20220675	10/21/22	550.64
			Invoice: 070-1182404						
					070-1182405	10/05/2022	20220675	10/21/22	296.80
			Invoice: 070-1182405						
					070-1182549	10/11/2022	20220675	10/21/22	2,585.92
			Invoice: 070-1182549						
								CHECK 19927 TOTAL:	4,027.60
19928	10/21/2022	PRTD	10423 PIEROGI LADY, THE		6099	10/14/2021	20220116	10/21/22	284.00
			Invoice: 6099						
								CHECK 19928 TOTAL:	284.00
19929	10/21/2022	PRTD	12977 THRASHER GOLF		59809	08/04/2022	20221148	10/21/22	4,325.00
			Invoice: 59809						
								CHECK 19929 TOTAL:	4,325.00
19930	10/21/2022	PRTD	936 THREE Z SUPPLY		0258105-IN	10/07/2022	20220777	10/21/22	473.25
			Invoice: 0258105-IN						
								CHECK 19930 TOTAL:	473.25
19931	10/21/2022	PRTD	9881 TIANYU ARTS & CULTUR 946		8/28-9/17/22	10/20/2022		10/21/22	288,465.32
			Invoice: 8/28-9/17/22						
								CHECK 19931 TOTAL:	288,465.32
19932	10/21/2022	PRTD	3091 TRIMARK		519340	10/12/2022	20220091	10/21/22	439.52
			Invoice: 519340						
								CHECK 19932 TOTAL:	439.52

A/P CASH DISBURSEMENTS

CASH ACCOUNT: 0000000 100115 HNB CDA Account
 CHECK NO CHK DATE TYPE VENDOR NAME

CHECK NO	CHK DATE	TYPE	VENDOR NAME	VOUCHER	INVOICE	INV DATE	PO	CHECK RUN	NET
						INVOICE DTL DESC			
								CHECK 19932 TOTAL:	439.52
19933	10/21/2022	PRTD	3101 TRUSTMARK VOLUNTARY		PAYROLL 10/8/22	10/08/2022		10/21/22	1,360.77
			Invoice: PAYROLL 10/8/22			EMPLOYEE DEDUCTIONS			
								CHECK 19933 TOTAL:	1,360.77
19934	10/21/2022	PRTD	5665 UNITED RENTALS (NORT		188754692-026	09/29/2022	20210754	10/21/22	195.00
			Invoice: 188754692-026			TOILET RENTAL BID 6414-SLEDDING HILL			
			Invoice: 204786594-006		204786594-006	10/02/2022	20211010	10/21/22	75.00
						TOILET RENTAL BID 6414-L MET			
			Invoice: 204911830-006		204911830-006	10/02/2022	20211010	10/21/22	190.00
						TOILET RENTAL BID 6414-MASTICK			
			Invoice: 204913116-006		204913116-006	10/03/2022	20211317	10/21/22	115.00
						TOILET RENTAL BID 6414-WILDWOOD MTCE			
			Invoice: 195235999-017		195235999-017	10/07/2022	20210829	10/21/22	115.00
						TOILET RENTAL BID 6414-BROADWAY PARKING			
			Invoice: 204988137-006		204988137-006	10/06/2022	20210806	10/21/22	150.00
						TOILET RENTAL BID 6414-SENECA			
			Invoice: 211608941-001		211608941-001	10/06/2022	20220676	10/21/22	728.00
						WASTE TANK PUMP OUT-WELSH WOODS			
			Invoice: 207039815-004		207039815-004	10/06/2022	20210805	10/21/22	75.00
						TOILET RENTAL BID 6414-SHAWNEE			
			Invoice: 211609020-001		211609020-001	10/06/2022	20220472	10/21/22	1,248.00
						WASTE TANK PUMP OUT-BRADLEY WOODS			
			Invoice: 201242687-010		201242687-010	10/10/2022	20210754	10/21/22	195.00
						TOILET RENTAL BID 6414-PAW PAW			
			Invoice: 204938390-006		204938390-006	09/05/2022	20210837	10/21/22	385.00
						TOILET RENTAL BID 6414-ARBORVIEW			
			Invoice: 204938390-007		204938390-007	10/06/2022	20210837	10/21/22	385.00
						TOILET RENTAL BID 6414-ARBORVIEW			
			Invoice: 204938390-008		204938390-008	10/19/2022	20210837	10/21/22	-115.00
						CLEANING & PRICING CR BID 6414-ARBORVIEW			
			Invoice: 204938390-009		204938390-009	10/19/2022	20210837	10/21/22	-90.00
						PRICING CR BID 6414-ARBORVIEW			
			Invoice: 205258127-006		205258127-006	10/11/2022	20210829	10/21/22	115.00

A/P CASH DISBURSEMENTS

CASH ACCOUNT: 0000000 100115 HNB CDA Account
 CHECK NO CHK DATE TYPE VENDOR NAME

CHECK NO	CHK DATE	TYPE	VENDOR NAME	VOUCHER	INVOICE	INV DATE	PO	CHECK RUN	NET
						INVOICE DTL DESC			
			Invoice: 205258127-006						
			Invoice: 205630920-008		205630920-008	10/10/2022	20210862	10/21/22	70.00
			Invoice: 206259677-005		206259677-005	10/11/2022	20210830	10/21/22	115.00
								CHECK 19934 TOTAL:	3,951.00
19935	10/21/2022	PRTD	3147 UPS		0000X30804402	10/01/2022	20220130	10/21/22	7.86
			Invoice: 0000X30804402						
			Invoice: 0000X30804402		0000X30804402	10/01/2022	20220367	10/21/22	7.96
			Invoice: 0000X30804402		0000X30804402	10/01/2022	20220275	10/21/22	11.19
			Invoice: 0000X30804402		0000X30804402	10/01/2022	20220174	10/21/22	233.48
			Invoice: 0000X30804402		0000X30804402	10/01/2022	20220360	10/21/22	16.48
			Invoice: 0000X30804402		0000X30804402	10/01/2022	20220455	10/21/22	10.01
			Invoice: 0000X30804402		0000X30804402	10/01/2022	20221202	10/21/22	6.86
			Invoice: 0000X30804402		0000X30804402	10/01/2022	20220253	10/21/22	24.91
			Invoice: 0000X30804402		0000X30804402	10/01/2022	20220769	10/21/22	8.00
								CHECK 19935 TOTAL:	326.75
19936	10/21/2022	PRTD	3157 USER TESTING, INC		UTINC-INV-6126	10/07/2022	20221337	10/21/22	10,967.00
			Invoice: UTINC-INV-6126					10/4/22-10/3/25	
								CHECK 19936 TOTAL:	10,967.00
19937	10/21/2022	PRTD	13013 WALLACEPANCHER GROUP		10745	07/31/2022	20221006	10/21/22	1,367.50
			Invoice: 10745					WALLACE LAKE	

A/P CASH DISBURSEMENTS

CASH ACCOUNT: 0000000 100115 HNB CDA Account
 CHECK NO CHK DATE TYPE VENDOR NAME

CHECK NO	CHK DATE	TYPE	VENDOR NAME	VOUCHER	INVOICE	INV DATE	PO	CHECK RUN	NET
						INVOICE DTL DESC			
						CHECK	19937	TOTAL:	1,367.50
19938	10/21/2022	PRTD	3236 WEWS		1008331-1	09/25/2022	20220700	10/21/22	2,775.00
						ADVERTISING	SS 6626		
					1008337-5	09/25/2022	20220700	10/21/22	1,845.00
						ADVERTISING	SS 6626		
					1009859-4	09/25/2022	20220700	10/21/22	2,055.00
						ADVERTISING	SS 6626		
					1023149-5	09/30/2022	20220700	10/21/22	473.52
						ADVERTISING	SS 6626		
						CHECK	19938	TOTAL:	7,148.52
19939	10/21/2022	PRTD	3270 CLEVELAND WJW		3491789-5	09/30/2022	20220702	10/21/22	8,025.00
						ADVERTISING	SS#6626		
					3495233-4	09/30/2022	20220702	10/21/22	4,210.00
						ADVERTISING	SS#6626		
					3517137-1	09/30/2022	20220702	10/21/22	9,275.00
						ADVERTISING	SS#6626		
						CHECK	19939	TOTAL:	21,510.00
19940	10/21/2022	PRTD	3270 FOX8.COM		3517667-1	09/30/2022	20220702	10/21/22	5,851.36
						ADVERTISING	SS#6626		
					3517769-4	09/30/2022	20220702	10/21/22	1,183.31
						ADVERTISING	SS#6626		
					3527013-5	09/30/2022	20220702	10/21/22	414.00
						ADVERTISING	SS#6626		
						CHECK	19940	TOTAL:	7,448.67
19941	10/21/2022	PRTD	3278 WOIO		2492530-5	09/25/2022	20220703	10/21/22	1,470.50
						ADVERTISING	SS 6626		
					2509252-1	09/25/2022	20220703	10/21/22	913.75
						ADVERTISING	SS 6626		
						CHECK	19941	TOTAL:	2,384.25

A/P CASH DISBURSEMENTS

CASH ACCOUNT: 0000000 100115 HNB CDA Account
 CHECK NO CHK DATE TYPE VENDOR NAME

VOUCHER INVOICE INV DATE PO CHECK RUN NET

										INVOICE DTL DESC		
19942	10/21/2022	PRTD	1036	WOLFF BROS. SUPPLY		19187189-000		07/26/2022	20221358	10/21/22		160.31
Invoice: 19187189-000										FELT GASKETS		
										CHECK	19942 TOTAL:	160.31
NUMBER OF CHECKS										131	*** CASH ACCOUNT TOTAL ***	1,155,475.45
										COUNT	AMOUNT	
TOTAL PRINTED CHECKS										131	1,155,475.45	
										*** GRAND TOTAL ***	1,155,475.45	

A/P CASH DISBURSEMENTS

CASH ACCOUNT: 0000000 100115 HNB CDA Account
 CHECK NO CHK DATE TYPE VENDOR NAME

CHECK NO	CHK DATE	TYPE	VENDOR NAME	VOUCHER	INVOICE	INV DATE	PO	CHECK RUN	NET	
						INVOICE DTL DESC				
19943	10/26/2022	PRTD	13429 WM PLOTZ MACHINE & F		SETTLEMENT AGREEMENT	10/18/2022	20221394	10/26/22	27,816.00	
			Invoice: SETTLEMENT AGREEMENT							
			SEWER BACKUP							
								CHECK	19943 TOTAL:	27,816.00
NUMBER OF CHECKS						1	*** CASH ACCOUNT TOTAL ***		27,816.00	
TOTAL PRINTED CHECKS						COUNT	AMOUNT			
						1	27,816.00			
								*** GRAND TOTAL ***	27,816.00	

A/P CASH DISBURSEMENTS JOURNAL

CASH ACCOUNT: 0000000 100115 HNB CDA Account
 CHECK NO CHK DATE TYPE VENDOR NAME

CHECK NO	CHK DATE	TYPE	VENDOR NAME	VOUCHER	INVOICE	INV DATE	PO	CHECK RUN	NET
						INVOICE DTL DESC			
4347	10/28/2022	WIRE	659 OHIO DEFERRED COMPEN		PAYROLL 10/22/22	10/22/2022		WI102822	79,816.41
Invoice: PAYROLL 10/22/22						EMPLOYEE DEDUCTIONS			
								CHECK	4347 TOTAL: 79,816.41
4348	10/28/2022	WIRE	659 OHIO DEFERRED COMPEN		PAYROLL 10/22/22	10/22/2022		WI102822	5,360.00
Invoice: PAYROLL 10/22/22						EMPLOYEE DEDUCTIONS			
								CHECK	4348 TOTAL: 5,360.00
4349	10/28/2022	WIRE	2585 OPERS-EMPLOYER CONTR		PAYROLL 10/22/22	10/22/2022		WI102822	180,790.86
Invoice: PAYROLL 10/22/22						EMPLOYEE PICKUP			
								CHECK	4349 TOTAL: 180,790.86
4350	10/28/2022	WIRE	2585 OPERS-EMPLOYER CONTR		PAYROLL 10/22/22	10/22/2022		WI102822	34,741.58
Invoice: PAYROLL 10/22/22						EMPLOYEE POLICE PICKUP			
								CHECK	4350 TOTAL: 34,741.58
4351	10/28/2022	WIRE	2585 OPERS-EMPLOYER CONTR		PAYROLL 10/22/22	10/22/2022		WI102822	253,107.20
Invoice: PAYROLL 10/22/22						EMPLOYER PICKUP			
								CHECK	4351 TOTAL: 253,107.20
4352	10/28/2022	WIRE	2585 OPERS-EMPLOYER CONTR		PAYROLL 10/22/22	10/22/2022		WI102822	48,370.97
Invoice: PAYROLL 10/22/22						EMPLOYER POLICE PICKUP			
								CHECK	4352 TOTAL: 48,370.97
						NUMBER OF CHECKS	6	*** CASH ACCOUNT TOTAL ***	602,187.02
						TOTAL WIRE TRANSFERS	COUNT	AMOUNT	
							6	602,187.02	
								*** GRAND TOTAL ***	602,187.02

A/P CASH DISBURSEMENTS JOURNAL

CASH ACCOUNT: 0000000 100115 HNB CDA Account
 CHECK NO CHK DATE TYPE VENDOR NAME

CHECK NO	CHK DATE	TYPE	VENDOR NAME	VOUCHER	INVOICE	INV DATE	PO	CHECK RUN	NET	
19944	10/28/2022	PRTD	8 A. M. CAR WASH SERVI		1565JM	10/21/2022	20220071	10/28/22	805.00	
		Invoice: 1565JM				INVOICE DTL DESC				
						CAR WASHES	7/1/22-10/17/22			
								CHECK	19944 TOTAL:	805.00
19945	10/28/2022	PRTD	1098 ADP, LLC		616479868	10/07/2022	20211196	10/28/22	4,540.00	
		Invoice: 616479868				ENTERPRISE HR HOSTED/ONBOARDING THRU		9/12/22		
		Invoice: 616479868*				HEALTH COMPLIANCE SERVICES THRU		8/31/22	3,985.02	
		Invoice: 616479868**				PERFORMANCE MGMT. THRU		8/31/22	3,984.00	
		Invoice: 616479868***				BENEFITS ADMINISTRATION THRU		9/30/22	5,550.38	
		Invoice: 616479868****				ENTERPRISE E-TIME TIMECLOCKS THRU		9/30/22	1,286.88	
		Invoice: 616479868*****				ENTERPRISE E-TIME HOSTED THRU		9/30/22	6,715.83	
		Invoice: 616479868*****				INTOUCH TIMECLOCK HARDWARE SHIPPING/HANDLING			512.00	
								CHECK	19945 TOTAL:	26,574.11
19946	10/28/2022	PRTD	1102 ADVANCE OHIO		0010450016/40128147	10/05/2022	20220351	10/28/22	416.00	
		Invoice: 0010450016/40128147				PUBLIC PROPERTY OWNER NOTICES				
		Invoice: 0010466066/40128147				PUBLIC UNCLAIMED PROPERTY NOTICES			282.88	
								CHECK	19946 TOTAL:	698.88
19947	10/28/2022	PRTD	1115 AGILE NETWORKS BUILD		648830	10/27/2022	20210251	10/28/22	498.00	
		Invoice: 648830				EDGEWATER INTERNET ACCESS SERVICE-OCT 2022				
								CHECK	19947 TOTAL:	498.00
19948	10/28/2022	PRTD	52 ASSOCIATION OF ZOOS		329933	10/01/2022	20221387	10/28/22	31,142.00	
		Invoice: 329933				2023 ZOO ACCREDITED INSTITUTION ANNUAL DUES				
								CHECK	19948 TOTAL:	31,142.00

A/P CASH DISBURSEMENTS JOURNAL

CASH ACCOUNT: 0000000 100115 HNB CDA Account
 CHECK NO CHK DATE TYPE VENDOR NAME

CHECK NO	CHK DATE	TYPE	VENDOR NAME	VOUCHER	INVOICE	INV DATE	PO	CHECK RUN	NET
INVOICE DTL DESC									
19949	10/28/2022	PRTD	1199 ARAMARK		5410042178	10/19/2022	20220196	10/28/22	27.83
			Invoice: 5410042178					WEEKLY MAT SERVICE RFP#6401-MERWINS	
			Invoice: 5410042203		5410042203	10/19/2022	20220082	10/28/22	15.80
								BI-MONTHLY MAT SERVICE RFP#6401-EUCLID	
			Invoice: 5410042204		5410042204	10/19/2022	20220082	10/28/22	12.50
								BI-MONTHLY MAT SERVICE RFP#6401-WILDWOOD MGMT. CTR.	
			Invoice: 5410042564		5410042564	10/20/2022	20220080	10/28/22	124.25
								MONTHLY MAT SERVICE RFP#6401-R.RIVER FRONT BLDG.	
			Invoice: 5410042567		5410042567	10/20/2022	20220080	10/28/22	149.50
								MONTHLY MAT SERVICE RFP#6401-R.RIVER BACK BLDG.	
			Invoice: 5410042567*		5410042567*	10/20/2022	20220195	10/28/22	47.25
								MONTHLY SHOP TOWEL/RUIN FEE RFP#6401-R.RIVER FLEET	
			Invoice: 5410042693		5410042693	10/20/2022	20220196	10/28/22	13.29
								WEEKLY MAT SERVICE RFP#6401-E.55TH MARINA	
			Invoice: 5410044242		5410044242	10/26/2022	20220195	10/28/22	50.00
								MONTHLY SHOP TOWEL/RUIN FEE RFP#64010-MSR FLEET	
								CHECK 19949 TOTAL:	440.42
19950	10/28/2022	PRTD	79 ARMS TRUCKING COMPAN		PSINV322453	10/15/2022	20220408	10/28/22	1,554.21
			Invoice: PSINV322453					GOLF TOPDRESSING BID 6565-MANAKIKI	
			Invoice: PSINV322235		PSINV322235	10/11/2022	20221219	10/28/22	1,458.58
								GOLF TOPDRESSING BID 6565-WGLC	
			Invoice: PSINV322271		PSINV322271	10/12/2022	20221219	10/28/22	3,914.14
								GOLF TOPDRESSING BID 6565-WGLC	
			Invoice: PSINV322342		PSINV322342	10/15/2022	20221219	10/28/22	2,790.08
								GOLF TOPDRESSING BID 6565-WGLC	
								CHECK 19950 TOTAL:	9,717.01
19951	10/28/2022	PRTD	1225 AT & T		216 664-1534 755 7	10/13/2022	20201092	10/28/22	100.64
			Invoice: 216 664-1534 755 7					TELEPHONE 10/13-11/12/22	
			Invoice: 440 356-9498 109 3		440 356-9498 109 3	10/13/2022	20201092	10/28/22	44.76
								TELEPHONE 10/13-11/12/22	
			Invoice: 440 572-1939 807 8		440 572-1939 807 8	10/13/2022	20201092	10/28/22	50.91
								TELEPHONE 10/13-11/12/22	

A/P CASH DISBURSEMENTS JOURNAL

CASH ACCOUNT: 0000000 100115 HNB CDA Account

CHECK NO	CHK DATE	TYPE	VENDOR NAME	VOUCHER	INVOICE	INV DATE	PO	CHECK RUN	NET
						INVOICE DTL DESC			
Invoice: 216	361-0040	985	2		216 361-0040 985 2	10/13/2022	20201092	10/28/22	677.06
						TELEPHONE		10/13-11/12/22	
Invoice: 216	341-3152	279	0		216 341-3152 279 0	10/19/2022	20201092	10/28/22	431.28
						TELEPHONE		10/19-11/18/22	
Invoice: 216	736-3030	388	8		216 736-3030 388 8	10/16/2022	20201092	10/28/22	101.06
						TELEPHONE		10/16-11/15/22	
Invoice: 216	881-1758	338	1		216 881-1758 338 1	10/16/2022	20201092	10/28/22	225.48
						TELEPHONE		10/16-11/15/22	
Invoice: 440	734-7929	919	6		440 734-7929 919 6	10/19/2022	20201092	10/28/22	175.65
						TELEPHONE		10/19-11/18/22	
Invoice: 440	835-0360	022	5		440 835-0360 022 5	10/19/2022	20201092	10/28/22	140.37
						TELEPHONE		10/19-11/18/22	
Invoice: 440	943-5414	114	7		440 943-5414 114 7	10/16/2022	20201092	10/28/22	276.80
						TELEPHONE		10/16-11/15/22	
Invoice: 440	877-1104	159	6		440 877-1104 159 6	10/19/2022	20201092	10/28/22	200.47
						TELEPHONE		10/19-11/18/22	
						CHECK	19951	TOTAL:	2,424.48
19952	10/28/2022	PRTD	1225	AT & T	171-794-5693 653	10/11/2022	20201092	10/28/22	26.07
					Invoice: 171-794-5693 653	LONG DISTANCE		10/11/22	
						CHECK	19952	TOTAL:	26.07
19953	10/28/2022	PRTD	1225	AT & T	831-001-0088 788	10/11/2022	20201092	10/28/22	594.52
					Invoice: 831-001-0088 788	POLICE PHONE SYSTEM		10/11/22	
						CHECK	19953	TOTAL:	594.52
19954	10/28/2022	PRTD	1225	AT & T	300057363	10/10/2022	20201092	10/28/22	105.26
					Invoice: 300057363	INTERNET-SC		10/11-11/10/22	
						CHECK	19954	TOTAL:	105.26
19955	10/28/2022	PRTD	1230	AT&T MOBILITY	287302176456	10/17/2022	20201232	10/28/22	79.12
					Invoice: 287302176456	FIRST NET WIRELESS DATA ONLY		9/18/22-10/17/22	
						CHECK	19955	TOTAL:	79.12

A/P CASH DISBURSEMENTS JOURNAL

CASH ACCOUNT: 0000000 100115 HNB CDA Account
 CHECK NO CHK DATE TYPE VENDOR NAME

CHECK NO	CHK DATE	TYPE	VENDOR NAME	VOUCHER	INVOICE	INV DATE	PO	CHECK RUN	NET
INVOICE DTL DESC									
19956	10/28/2022	PRTD	89 ATLANTIC/PACIFIC		15390	10/14/2022	20210504	10/28/22	584.90
			Invoice: 15390						
					15391	10/14/2022	20221253	10/28/22	10,290.57
			Invoice: 15391						
								CHECK 19956 TOTAL:	10,875.47
19957	10/28/2022	PRTD	1240 AUSTRALIAN OUTBACK P		261	10/10/2022	20211386	10/28/22	899.00
			Invoice: 261						
					262	10/10/2022	20220502	10/28/22	224.75
			Invoice: 262						
								CHECK 19957 TOTAL:	1,123.75
19958	10/28/2022	PRTD	2013 BARRY BARNETT		10/13/22	10/13/2022	20220176	10/28/22	250.00
			Invoice: 10/13/22						
								CHECK 19958 TOTAL:	250.00
19959	10/28/2022	PRTD	10730 BASIC BENEFITS		IN2523707	10/12/2022	20200389	10/28/22	1,083.60
			Invoice: IN2523707						
					IN2527986	10/15/2022	20201526	10/28/22	1,080.25
			Invoice: IN2527986						
					IN2528574	10/15/2022	20190216	10/28/22	1,314.00
			Invoice: IN2528574						
								CHECK 19959 TOTAL:	3,477.85
19960	10/28/2022	PRTD	103 BAYCRAFTERS		PAYROLL 10/22/22	10/22/2022		10/28/22	2.00
			Invoice: PAYROLL 10/22/22						
								CHECK 19960 TOTAL:	2.00
19961	10/28/2022	PRTD	9323 PEPSI-COLA		08761259	10/20/2022	20190877	10/28/22	313.07
			Invoice: 08761259						
								CHECK 19961 TOTAL:	313.07
19962	10/28/2022	PRTD	9323 PEPSI-COLA		73539961	10/21/2022	20190932	10/28/22	355.28
			Invoice: 73539961						
								CHECK 19962 TOTAL:	355.28

A/P CASH DISBURSEMENTS JOURNAL

CASH ACCOUNT: 0000000 100115 HNB CDA Account
 CHECK NO CHK DATE TYPE VENDOR NAME

CHECK NO	CHK DATE	TYPE	VENDOR NAME	VOUCHER	INVOICE	INV DATE	PO	CHECK RUN	NET
						INVOICE DTL DESC			
								CHECK 19962 TOTAL:	355.28
19963	10/28/2022	PRTD	12818 BRAVESOFT		22-2434	07/31/2022	20220953	10/28/22	3,600.00
			Invoice: 22-2434					REMOTE DATABASE MONITORING SERVICE 8/1-8/31/22	
								CHECK 19963 TOTAL:	3,600.00
19964	10/28/2022	PRTD	1412 CALLAWAY		935604986	10/21/2022	20212019	10/28/22	234.54
			Invoice: 935604986					GOLF MDSE. FOR RESALE-B.MET	
			Invoice: 935605012		935605012	10/21/2022	20212019	10/28/22	234.54
								GOLF MDSE. FOR RESALE-MANAKIKI	
			Invoice: 935605016		935605016	10/21/2022	20212019	10/28/22	234.54
								GOLF MDSE. FOR RESALE-SLEEPY	
								CHECK 19964 TOTAL:	703.62
19965	10/28/2022	PRTD	10661 CAMELOT BAKERY LLC		18176	10/26/2022	20220092	10/28/22	82.70
			Invoice: 18176					RESTAURANT SS#6616-MERWINS	
								CHECK 19965 TOTAL:	82.70
19966	10/28/2022	PRTD	1417 CAMP CHEERFUL		PAYROLL 10/22/22	10/22/2022		10/28/22	99.00
			Invoice: PAYROLL 10/22/22					EMPLOYEE DEDUCTIONS	
								CHECK 19966 TOTAL:	99.00
19967	10/28/2022	PRTD	1418 CANINE COMPANIONS FO		PAYROLL 10/22/22	10/22/2022		10/28/22	74.00
			Invoice: PAYROLL 10/22/22					EMPLOYEE DEDUCTIONS	
								CHECK 19967 TOTAL:	74.00
19968	10/28/2022	PRTD	157 CARGILL, INCORPORATE		2907617210	10/18/2022	20221223	10/28/22	10,281.23
			Invoice: 2907617210					ROCK SALT COOP#6681-MSR (218.89 TONS)	
								CHECK 19968 TOTAL:	10,281.23
19969	10/28/2022	PRTD	168 CATANESE CLASSIC SEA		061026	10/21/2022	20220089	10/28/22	495.60
			Invoice: 061026					RESTAURANT SS#6616-MERWINS	
								CHECK 19969 TOTAL:	495.60

A/P CASH DISBURSEMENTS JOURNAL

CASH ACCOUNT: 0000000 100115 HNB CDA Account
 CHECK NO CHK DATE TYPE VENDOR NAME

CHECK NO	CHK DATE	TYPE	VENDOR NAME	VOUCHER	INVOICE	INV DATE	PO	CHECK RUN	NET
19970	10/28/2022	PRTD	168 CHEF 2 CHEF FOODS		452208	10/21/2022	20220089	10/28/22	62.28
			Invoice: 452208						
								RESTAURANT SS#6616-MERWINS	
								CHECK 19970 TOTAL:	62.28
19971	10/28/2022	PRTD	1445 CDW GOVERNMENT		DK74914	10/13/2022	20221331	10/28/22	5,163.15
			Invoice: DK74914						
								OVERLAND RDX QUICKSTATION 8 BAY-IT	
								CHECK 19971 TOTAL:	5,163.15
19972	10/28/2022	PRTD	1453 CENTRAL EXTERMINATIN		862341	10/17/2022	20210173	10/28/22	47.00
			Invoice: 862341						
								PEST CONTROL SERVICE-WGLC	
								CHECK 19972 TOTAL:	47.00
19973	10/28/2022	PRTD	188 CHLIC-CHICAGO		48018/3081308	10/16/2022	20220519	10/28/22	20,679.48
			Invoice: 48018/3081308						
								ADMINISTRATIVE FEES RFP#6580-NOV 2022	
			Invoice: 48018/3081308*		48018/3081308*	10/16/2022	20220531	10/28/22	33,728.94
								DENTAL INSURANCE RFP#6581-NOV 2022	
			Invoice: 48018/3081308**		48018/3081308**	10/16/2022	20220538	10/28/22	5,802.91
								VISION INSURANCE RFP#6582-NOV 2022	
								CHECK 19973 TOTAL:	60,211.33
19974	10/28/2022	PRTD	1487 STRONGSVILLE, CITY O		10/1/22	10/01/2022	20220014	10/28/22	170.00
			Invoice: 10/1/22						
								PRISONER HOUSING	
								CHECK 19974 TOTAL:	170.00
19975	10/28/2022	PRTD	1521 CLEVELAND FOUNDATION		PAYROLL 10/22/22	10/22/2022		10/28/22	134.00
			Invoice: PAYROLL 10/22/22						
								EMPLOYEE DEDUCTIONS	
								CHECK 19975 TOTAL:	134.00
19976	10/28/2022	PRTD	1530 CLEVELAND METROPARKS		PAYROLL 10/22/22	10/22/2022		10/28/22	14,770.10
			Invoice: PAYROLL 10/22/22						
								EMPLOYEE DEDUCTIONS	
								CHECK 19976 TOTAL:	14,770.10
19977	10/28/2022	PRTD	1540 CLEVELAND PUBLIC POW		2615170000	10/18/2022	20220102	10/28/22	104,675.64
			Invoice: 2615170000						
								ELECTRICITY 9/8-10/1/22	

A/P CASH DISBURSEMENTS JOURNAL

CASH ACCOUNT: 0000000 100115 HNB CDA Account
 CHECK NO CHK DATE TYPE VENDOR NAME

CHECK NO	CHK DATE	TYPE	VENDOR NAME	VOUCHER	INVOICE	INV DATE	PO	CHECK RUN	NET
						INVOICE DTL DESC			
								CHECK 19977 TOTAL:	104,675.64
19978	10/28/2022	PRTD	1540 CLEVELAND PUBLIC POW		7571351111	10/20/2022	20220102	10/28/22	78.46
			Invoice: 7571351111			ELECTRICITY	9/19-10/18/22		
								CHECK 19978 TOTAL:	78.46
19979	10/28/2022	PRTD	212 CLEVELAND ZOOLOGICAL		PAYROLL 10/22/22	10/22/2022		10/28/22	318.15
			Invoice: PAYROLL 10/22/22			EMPLOYEE DEDUCTIONS			
								CHECK 19979 TOTAL:	318.15
19980	10/28/2022	PRTD	193 NORTHEAST OHIO REGIO		50000	10/17/2022	20220100	10/28/22	76,680.54
			Invoice: 50000			ZOO SEWER	7/1-9/30/22		
								CHECK 19980 TOTAL:	76,680.54
19981	10/28/2022	PRTD	1557 CITY OF CLEVELAND		1591030000	10/17/2022	20220103	10/28/22	96.37
			Invoice: 1591030000			WATER	9/14-10/14/22		
			Invoice: 4230810000		4230810000	10/17/2022	20220103	10/28/22	37.90
						WATER	9/14-10/15/22		
			Invoice: 4533710000		4533710000	10/17/2022	20220103	10/28/22	1,488.18
						WATER	9/14-10/14/22		
			Invoice: 4800174602		4800174602	10/17/2022	20220103	10/28/22	37.90
						WATER	9/14-10/14/22		
			Invoice: 5533710000		5533710000	10/17/2022	20220103	10/28/22	211.83
						WATER	9/14-10/14/22		
			Invoice: 0043479692		0043479692	10/18/2022	20220103	10/28/22	110.48
						WATER	9/15-10/15/22		
			Invoice: 1016440000		1016440000	10/19/2022	20220103	10/28/22	9.20
						WATER	9/15-10/17/22		
			Invoice: 1893740000		1893740000	10/18/2022	20220103	10/28/22	179.91
						WATER	9/15-10/15/22		
			Invoice: 5220063366		5220063366	10/19/2022	20220103	10/28/22	9.20
						WATER	9/16-10/18/22		
			Invoice: 6086510000		6086510000	10/18/2022	20220103	10/28/22	8,102.82
						WATER	9/14-10/14/22		
					7669440000	10/19/2022	20220103	10/28/22	188.69

A/P CASH DISBURSEMENTS JOURNAL

CASH ACCOUNT: 0000000 100115 HNB CDA Account
 CHECK NO CHK DATE TYPE VENDOR NAME

CHECK NO	CHK DATE	TYPE	VENDOR NAME	VOUCHER	INVOICE	INV DATE	PO	CHECK RUN	NET	
						INVOICE DTL DESC				
Invoice: 7669440000						WATER 9/15-10/17/22				
Invoice: 9789743609					9789743609	10/18/2022	20220103	10/28/22	81.67	
Invoice: 9793740000					9793740000	10/19/2022	20220103	10/28/22	843.23	
Invoice: 9160440000					9160440000	10/20/2022	20220103	10/28/22	356.86	
Invoice: 0260440000					0260440000	10/20/2022	20220103	10/28/22	18.05	
Invoice: 2123810000					2123810000	10/20/2022	20220103	10/28/22	67.36	
Invoice: 2157925190					2157925190	10/20/2022	20220103	10/28/22	139.82	
Invoice: 2713198409					2713198409	10/20/2022	20220103	10/28/22	774.51	
Invoice: 4123810000					4123810000	10/20/2022	20220103	10/28/22	1,058.59	
Invoice: 7590810000					7590810000	10/20/2022	20220103	10/28/22	514.04	
Invoice: 9700232333					9700232333	10/20/2022	20220103	10/28/22	18.05	
Invoice: 4906120000					4906120000	10/21/2022	20220103	10/28/22	399.82	
Invoice: 9563944971					9563944971	10/21/2022	20220103	10/28/22	17.20	
								CHECK	19981 TOTAL:	14,761.68
19982	10/28/2022	PRTD	214 CLUB METRO		PAYROLL 10/22/22	10/22/2022		10/28/22	35.10	
Invoice: PAYROLL 10/22/22						EMPLOYEE DEDUCTIONS				
								CHECK	19982 TOTAL:	35.10
19983	10/28/2022	PRTD	1571 COLUMBIA GAS OF OHIO		12512901 002 000 4	10/19/2022	20220104	10/28/22	70.93	
Invoice: 12512901 002 000 4						GAS 9/19-10/18/22				

A/P CASH DISBURSEMENTS JOURNAL

CASH ACCOUNT: 0000000 100115 HNB CDA Account
 CHECK NO CHK DATE TYPE VENDOR NAME

CHECK NO	CHK DATE	TYPE	VENDOR NAME	VOUCHER	INVOICE	INV DATE	PO	CHECK RUN	NET
						INVOICE DTL DESC			
								CHECK 19983 TOTAL:	70.93
19984	10/28/2022	PRTD	1575 COMDOC, INC		IN5280306	10/04/2022	20220234	10/28/22	2,229.91
			Invoice: IN5280306					COPIER MTCE. AGREEMENT-SEPT 2022	
								CHECK 19984 TOTAL:	2,229.91
19985	10/28/2022	PRTD	1577 COMMITTEE FOR OUR CL		PAYROLL 10/22/22	10/22/2022		10/28/22	305.00
			Invoice: PAYROLL 10/22/22					EMPLOYEE DEDUCTIONS	
								CHECK 19985 TOTAL:	305.00
19986	10/28/2022	PRTD	6887 COMMUNITY WEST FOUND		PAYROLL 10/22/22	10/22/2022		10/28/22	6.00
			Invoice: PAYROLL 10/22/22					EMPLOYEE DEDUCTIONS	
								CHECK 19986 TOTAL:	6.00
19987	10/28/2022	PRTD	2291 CROSS COUNTRY COWBOY		688	10/24/2022	20221286	10/28/22	20,668.73
			Invoice: 688					WGLC #3 TEE NETTING	
								CHECK 19987 TOTAL:	20,668.73
19988	10/28/2022	PRTD	279 DESTINATION CLEVELAN		19698/17817	06/08/2022	20221249	10/28/22	4,382.16
			Invoice: 19698/17817					ADVERTISING SS#6626	
			Invoice: 21247/17817		21247/17817	10/17/2022	20221249	10/28/22	1,427.55
								ADVERTISING SS#6626	
								CHECK 19988 TOTAL:	5,809.71
19989	10/28/2022	PRTD	1739 DOMINION ENERGY OHIO		3 4410 0013 3771	10/21/2022	20220125	10/28/22	277.71
			Invoice: 3 4410 0013 3771					GAS 9/22-10/21/22	
								CHECK 19989 TOTAL:	277.71
19990	10/28/2022	PRTD	1739 DOMINION ENERGY OHIO		3 4415 0013 3914	10/25/2022	20220125	10/28/22	152.25
			Invoice: 3 4415 0013 3914					GAS 9/23-10/24/22	
								CHECK 19990 TOTAL:	152.25
19991	10/28/2022	PRTD	1739 DOMINION ENERGY OHIO		8 4415 0013 3992	10/25/2022	20220125	10/28/22	103.67
			Invoice: 8 4415 0013 3992					GAS 9/23-10/24/22	

A/P CASH DISBURSEMENTS JOURNAL

CASH ACCOUNT: 0000000 100115 HNB CDA Account
 CHECK NO CHK DATE TYPE VENDOR NAME

CHECK NO	CHK DATE	TYPE	VENDOR NAME	VOUCHER	INVOICE	INV DATE	PO	CHECK RUN	NET
						INVOICE DTL DESC			
								CHECK 19991 TOTAL:	103.67
19992	10/28/2022	PRTD	1739 DOMINION ENERGY OHIO	8 4415 0013 4003		10/25/2022	20220125	10/28/22	127.72
			Invoice: 8 4415 0013 4003			GAS 9/23-10/24/22			
								CHECK 19992 TOTAL:	127.72
19993	10/28/2022	PRTD	3530 ECONOMY PRODUCE & VE	2571914		10/09/2022	20220113	10/28/22	1,698.00
			Invoice: 2571914			ZOO ANIMAL PRODUCE SS#6616			
			Invoice: c2571958	C2571958		10/10/2022	20220113	10/28/22	-68.00
						ZOO ANIMAL PRODUCE CREDIT SS#6616			
								CHECK 19993 TOTAL:	1,630.00
19994	10/28/2022	PRTD	999998 DUNHAM, NOAH	CASH ADVANCE		10/03/2022		10/28/22	2,500.00
			Invoice: CASH ADVANCE			RWANDA MEMOIRS PROGRAM-DUNHAM			
								CHECK 19994 TOTAL:	2,500.00
19995	10/28/2022	PRTD	999998 ONDREY, DEAN	REIMBURSEMENT		10/18/2022		10/28/22	19.00
			Invoice: REIMBURSEMENT			CDL-ONDREY			
								CHECK 19995 TOTAL:	19.00
19996	10/28/2022	PRTD	999998 PLOCEK, MAURA	CASH ADVANCE		10/05/2022		10/28/22	2,500.00
			Invoice: CASH ADVANCE			RWANDA MEMOIRS PROGRAM-PLOCEK			
								CHECK 19996 TOTAL:	2,500.00
19997	10/28/2022	PRTD	999998 SCHNEIDER, BRIAN	REIMBURSEMENT		10/18/2022		10/28/22	190.50
			Invoice: REIMBURSEMENT			CDL-SCHNEIDER			
								CHECK 19997 TOTAL:	190.50
19998	10/28/2022	PRTD	999998 SOTO, REINALDO	REIMBURSEMENT		10/18/2022		10/28/22	19.00
			Invoice: REIMBURSEMENT			CDL-SOTO			
								CHECK 19998 TOTAL:	19.00
19999	10/28/2022	PRTD	999998 STROS, RYAN	REIMBURSEMENT		10/12/2022		10/28/22	115.00
			Invoice: REIMBURSEMENT			CDL-STROS			

A/P CASH DISBURSEMENTS JOURNAL

CASH ACCOUNT: 0000000 100115 HNB CDA Account
 CHECK NO CHK DATE TYPE VENDOR NAME

CHECK NO	CHK DATE	TYPE	VENDOR NAME	VOUCHER	INVOICE	INV DATE	PO	CHECK RUN	NET
						INVOICE DTL DESC			
								CHECK 19999 TOTAL:	115.00
20000	10/28/2022	PRTD	314 EARTHSHARE		PAYROLL 10/22/22	10/22/2022		10/28/22	103.00
			Invoice: PAYROLL 10/22/22			EMPLOYEE DEDUCTIONS			
								CHECK 20000 TOTAL:	103.00
20001	10/28/2022	PRTD	3555 EP GRAPHICS, INC.		62560	10/17/2022	20211948	10/28/22	6,273.05
			Invoice: 62560			EN PRINTING/DESIGN/MAILING	BID 6605-NOV 2022		
								CHECK 20001 TOTAL:	6,273.05
20002	10/28/2022	PRTD	351 FOUR O CORPORATION		M065583-IN	10/26/2022	20220821	10/28/22	40.64
			Invoice: M065583-IN			VEHICLE/EQUIPMENT FLUIDS-OEC	FLEET		
			Invoice: M065584-IN		M065584-IN	10/26/2022	20220821	10/28/22	187.44
						VEHICLE/EQUIPMENT FLUIDS-MSR	FLEET		
			Invoice: X388041-IN		X388041-IN	10/26/2022	20220821	10/28/22	1,626.15
						VEHICLE/EQUIPMENT FLUIDS-MSR	FLEET		
								CHECK 20002 TOTAL:	1,854.23
20003	10/28/2022	PRTD	4467 GALLS, LLC		022377934	10/13/2022	20220235	10/28/22	2,883.50
			Invoice: 022377934			POLICE UNIFORMS			
								CHECK 20003 TOTAL:	2,883.50
20004	10/28/2022	PRTD	11820 GATEWAY PRODUCTS REC		125668	10/21/2022	20221236	10/28/22	221.00
			Invoice: 125668			OFF SITE SECURE DOCUMENT	SHREDDING-FINANCE		
								CHECK 20004 TOTAL:	221.00
20005	10/28/2022	PRTD	3614 GORDON FOOD SERVICE,		844164498	10/20/2022	20221089	10/28/22	374.18
			Invoice: 844164498			CONCESSION COOP#6663-SLEEPY			
			Invoice: 844164498*		844164498*	10/20/2022	20220355	10/28/22	216.87
						CONCESSION NON BID-SLEEPY			
			Invoice: 965050560		965050560	10/20/2022	20221089	10/28/22	117.18
						CONCESSION COOP#6663-SHAWNEE			
			Invoice: 910170364		910170364	10/20/2022	20221086	10/28/22	49.93
						RESTAURANT COOP#6663-ENM			
					910170364*	10/20/2022	20220211	10/28/22	30.49

A/P CASH DISBURSEMENTS JOURNAL

CASH ACCOUNT: 0000000 100115 HNB CDA Account
 CHECK NO CHK DATE TYPE VENDOR NAME

VOUCHER INVOICE INV DATE PO CHECK RUN NET

										INVOICE DTL DESC		
										CHECK	20010 TOTAL:	196.00
20011	10/28/2022	PRTD	1959	GUARDIAN TITLE & GUA	GFNO: 813222713	10/25/2022	20221390	10/28/22	240,498.28			
Invoice: GFNO: 813222713										LAND ACQUISITION CLOSING COST-WRIGHT PROPERTY		
										CHECK	20011 TOTAL:	240,498.28
20012	10/28/2022	PRTD	2041	ILLUMINATING COMPANY	110 025 083 921	10/24/2022	20220105	10/28/22	91.80			
Invoice: 110 025 083 921										ELECTRICITY 9/22-10/20/22		
Invoice: 110 025 251 213										ELECTRICITY 9/22-10/20/22		90.34
Invoice: 110 025 441 186										ELECTRICITY 9/21-10/19/22		90.18
Invoice: 110 025 441 491										ELECTRICITY 9/22-10/20/22		90.24
Invoice: 110 144 641 609										ELECTRICITY 9/21-10/19/22		126.21
Invoice: 110 021 570 111										ELECTRICITY 9/22-10/20/22		1,473.23
Invoice: 110 022 555 988										ELECTRICITY 9/22-10/20/22		119.25
Invoice: 110 023 499 590										ELECTRICITY 9/22-10/20/22		107.81
Invoice: 110 026 143 476										ELECTRICITY 9/23-10/21/22		320.09
Invoice: 110 026 143 559										ELECTRICITY 9/23-10/21/22		91.58
Invoice: 110 026 144 250										ELECTRICITY 9/23-10/21/22		308.20
Invoice: 110 026 641 651										ELECTRICITY 9/23-10/21/22		1,224.61
Invoice: 110 026 650 132										ELECTRICITY 9/23-10/21/22		105.88
Invoice: 110 031 666 180										ELECTRICITY 9/22-10/20/22		92.18
												104.53

A/P CASH DISBURSEMENTS JOURNAL

CASH ACCOUNT: 0000000 100115 HNB CDA Account
 CHECK NO CHK DATE TYPE VENDOR NAME

CHECK NO	CHK DATE	TYPE	VENDOR NAME	VOUCHER	INVOICE	INV DATE	PO	CHECK RUN	NET
						INVOICE DTL DESC			
Invoice: 110 035 356 002					110 035 356 002	10/26/2022	20220105	10/28/22	153.14
						ELECTRICITY 9/23-10/23/22			
Invoice: 110 131 082 064					110 131 082 064	10/26/2022	20220105	10/28/22	95.09
						ELECTRICITY 9/23-10/23/22			
Invoice: 110 131 083 997					110 131 083 997	10/26/2022	20220105	10/28/22	90.49
						ELECTRICITY 9/23-10/23/22			
						CHECK	20012 TOTAL:		8,663.10
20013 10/28/2022 PRTD			2041 ILLUMINATING COMPANY		110 021 084 758	10/24/2022	20220105	10/28/22	38.37
Invoice: 110 021 084 758									ELECTRICITY 9/27-10/25/22
Invoice: 110 021 084 816					110 021 084 816	10/24/2022	20220105	10/28/22	38.37
						ELECTRICITY 9/27-10/25/22			
Invoice: 110 025 083 749					110 025 083 749	10/24/2022	20220105	10/28/22	90.08
						ELECTRICITY 9/21-10/19/22			
Invoice: 110 155 953 810					110 155 953 810	10/25/2022	20220105	10/28/22	3.39
						ELECTRICITY 9/23-10/21/22			
						CHECK	20013 TOTAL:		170.21
20014 10/28/2022 PRTD			13080 IMET CORPORATION		1633	10/13/2022	20221083	10/28/22	125.00
Invoice: 1633									WJ GREEN PIT TOILET SYSTEM QRTLY. INSPECT-9/23/22
						CHECK	20014 TOTAL:		125.00
20015 10/28/2022 PRTD			5244 J & L AERATION		10/11/22-10/14/22	10/14/2022	20221279	10/28/22	9,350.00
Invoice: 10/11/22-10/14/22									DEEP TINE AERATION-ALL COURSES
						CHECK	20015 TOTAL:		9,350.00
20016 10/28/2022 PRTD			2150 KARVO COMPANIES, INC		APPL#1 BID 6675	10/17/2022	20221165	10/28/22	956,831.68
Invoice: APPL#1 BID 6675									2022 ASPHALT PAVEMENT IMPROVEMENTS
						CHECK	20016 TOTAL:		956,831.68
20017 10/28/2022 PRTD			2150 KARVO COMPANIES, INC		APPL.#1R BID 6675	10/17/2022	20221165	10/28/22	40,720.00
Invoice: APPL.#1R BID 6675									2022 ASPHALT PAVEMENT IMPROVEMENTS
						CHECK	20017 TOTAL:		40,720.00

A/P CASH DISBURSEMENTS JOURNAL

CASH ACCOUNT: 0000000 100115 HNB CDA Account
 CHECK NO CHK DATE TYPE VENDOR NAME

CHECK NO	CHK DATE	TYPE	VENDOR NAME	VOUCHER	INVOICE	INV DATE	PO	CHECK RUN	NET
INVOICE DTL DESC									
20018	10/28/2022	PRTD	13385 KEEPING SCORE, INC.		11/1-11/4/22	10/27/2022	20221382	10/28/22	750.00
			Invoice: 11/1-11/4/22					BACKFLOW CERTIFICATION COURSE-OWEN	
								CHECK 20018 TOTAL:	750.00
20019	10/28/2022	PRTD	2168 KIMBALL MIDWEST		100407988	10/19/2022	20220093	10/28/22	103.93
			Invoice: 100407988					NUTS, BOLTS & HARDWARE-OEC FLEET	
					100421571	10/25/2022	20220093	10/28/22	901.21
			Invoice: 100421571					NUTS, BOLTS & HARDWARE-R.RIVER FLEET	
								CHECK 20019 TOTAL:	1,005.14
20020	10/28/2022	PRTD	502 KOKOSING MATERIALS		3344175	10/14/2022	20220785	10/28/22	3,860.12
			Invoice: 3344175					ASPHALT BID 6655-SITE	
								CHECK 20020 TOTAL:	3,860.12
20021	10/28/2022	PRTD	2201 L.C.D.U.		H86-16435-00	10/21/2022	20220094	10/28/22	423.48
			Invoice: H86-16435-00					WATER/SEWER 7/15-10/11/22	
					H87-20050-00	10/21/2022	20220094	10/28/22	36.36
			Invoice: H87-20050-00					WATER 7/11-10/11/22	
					H87-74090-00	10/21/2022	20220094	10/28/22	5,170.31
			Invoice: H87-74090-00					WATER/SEWER 7/6-10/4/22	
					H87-74240-00	10/21/2022	20220094	10/28/22	40.40
			Invoice: H87-74240-00					WATER 7/6-10/12/22	
					H87-74280-00	10/21/2022	20220094	10/28/22	238.36
			Invoice: H87-74280-00					WATER 7/6-10/4/22	
								CHECK 20021 TOTAL:	5,908.91
20022	10/28/2022	PRTD	508 LAKE ERIE NATURE & S		PAYROLL 10/22/22	10/22/2022		10/28/22	43.00
			Invoice: PAYROLL 10/22/22					EMPLOYEE DEDUCTIONS	
								CHECK 20022 TOTAL:	43.00
20023	10/28/2022	PRTD	2217 LAMAR COMPANIES		114110281	10/10/2022	20220494	10/28/22	7,684.50
			Invoice: 114110281					ADVERTISING SS#6626	
								CHECK 20023 TOTAL:	7,684.50

A/P CASH DISBURSEMENTS JOURNAL

CASH ACCOUNT: 0000000 100115 HNB CDA Account
 CHECK NO CHK DATE TYPE VENDOR NAME

CHECK NO	CHK DATE	TYPE	VENDOR NAME	VOUCHER	INVOICE	INV DATE	PO	CHECK RUN	NET
INVOICE DTL DESC									
20024	10/28/2022	PRTD	1616 LAUREN HELBLING, CHA		PAYROLL 10/22/22	10/22/2022		10/28/22	1,156.15
			Invoice: PAYROLL 10/22/22			EMPLOYEE DEDUCTIONS			
						CHECK	20024	TOTAL:	1,156.15
20025	10/28/2022	PRTD	11345 LIFE SAFETY SYSTEMS,		22-1391	10/25/2022	20221226	10/28/22	16,943.77
			Invoice: 22-1391			RRNC FIRE/SECURITY ALARM REPLACEMENT-MATERIAL			
						CHECK	20025	TOTAL:	16,943.77
20026	10/28/2022	PRTD	2336 MEDINA SUPPLY CO		2454956	09/23/2022	20220020	10/28/22	2,540.00
			Invoice: 2454956			CONCRETE BID 6621			
					2458976	10/04/2022	20220020	10/28/22	1,752.50
			Invoice: 2458976			CONCRETE BID 6621			
						CHECK	20026	TOTAL:	4,292.50
20027	10/28/2022	PRTD	3719 MILLBROOK CRICKETS &		22I3846	10/12/2022	20221018	10/28/22	256.50
			Invoice: 22I3846			MISC ANIMAL FEED-ZOO			
					22I3848	10/12/2022	20221018	10/28/22	38.00
			Invoice: 22I3848			MISC ANIMAL FEED-ZOO			
						CHECK	20027	TOTAL:	294.50
20028	10/28/2022	PRTD	2374 MITCHELL MEDIA LLC		2022CI-5002	10/01/2022	20220430	10/28/22	2,200.00
			Invoice: 2022CI-5002			ADVERTISING SS 6626			
						CHECK	20028	TOTAL:	2,200.00
20029	10/28/2022	PRTD	597 MORGAN LINEN		1625594	10/20/2022	20220194	10/28/22	219.59
			Invoice: 1625594			TOWELS/LINENS-MERWINS			
						CHECK	20029	TOTAL:	219.59
20030	10/28/2022	PRTD	605 MULTI FLOW DISPENSER		C201412925	10/14/2022	20220259	10/28/22	64.00
			Invoice: C201412925			NITRO/CO2 BLEND-MERWINS			
						CHECK	20030	TOTAL:	64.00
20031	10/28/2022	PRTD	2443 NORTHEAST OHIO REGIO		2810602917	10/12/2022	20220106	10/28/22	10.10
			Invoice: 2810602917			SEWER 9/9-10/11/22			

A/P CASH DISBURSEMENTS JOURNAL

CASH ACCOUNT: 0000000 100115 HNB CDA Account
 CHECK NO CHK DATE TYPE VENDOR NAME

CHECK NO	CHK DATE	TYPE	VENDOR NAME	VOUCHER	INVOICE	INV DATE	PO	CHECK RUN	NET
						INVOICE DTL DESC			
						CHECK	20033	TOTAL:	2,644.21
20034	10/28/2022	PRTD	2479 BRANDT MEAT COMPANY		231813	07/28/2022	20220090	10/28/22	-414.21
			Invoice: 231813			RESTAURANT REBATE 2ND QTR 2022 SS#6616-E.55TH			
			Invoice: 347369		347369	07/07/2022	20220090	10/28/22	433.34
						RESTAURANT SS#6616-E.55TH			
			Invoice: 504002		504002	10/20/2022	20220090	10/28/22	1,298.30
						RESTAURANT SS#6616-MERWINS			
						CHECK	20034	TOTAL:	1,317.43
20035	10/28/2022	PRTD	642 NORTHERN OHIO GOLF A		22136	10/07/2022	20221082	10/28/22	150.00
			Invoice: 22136			NOGA HANDICAP SERVICES			
						CHECK	20035	TOTAL:	150.00
20036	10/28/2022	PRTD	2499 OCCUPATIONAL HEALTH		903920083	10/05/2022	20210814	10/28/22	30.00
			Invoice: 903920083			EMPLOYMENT EXPENSE 9/28/22			
			Invoice: 903926090		903926090	10/05/2022	20210814	10/28/22	146.00
						EMPLOYMENT EXPENSE 10/5/22			
						CHECK	20036	TOTAL:	176.00
20037	10/28/2022	PRTD	2535 OHIO EDISON		110 111 467 772	10/20/2022	20220151	10/28/22	161.47
			Invoice: 110 111 467 772			ELECTRICITY 9/17-10/18/22			
			Invoice: 110 010 131 511		110 010 131 511	10/20/2022	20220151	10/28/22	100.18
						ELECTRICITY 9/16-10/17/22			
						CHECK	20037	TOTAL:	261.65
20038	10/28/2022	PRTD	676 OHIO STATE UNIVERSIT		CI-00140686	09/30/2022	20201628	10/28/22	28,164.41
			Invoice: CI-00140686			STORMWATER MONITORING			
						CHECK	20038	TOTAL:	28,164.41
20039	10/28/2022	PRTD	2595 OSBORN ENGINEERING C		50968	10/18/2022	20212059	10/28/22	2,422.50
			Invoice: 50968			LAKE LINK TRAIL			
						CHECK	20039	TOTAL:	2,422.50

A/P CASH DISBURSEMENTS JOURNAL

CASH ACCOUNT: 0000000 100115 HNB CDA Account
 CHECK NO CHK DATE TYPE VENDOR NAME

CHECK NO	CHK DATE	TYPE	VENDOR NAME	VOUCHER	INVOICE	INV DATE	PO	CHECK RUN	NET
						INVOICE DTL DESC			
20040	10/28/2022	PRTD	10570 BOYAS AGGREGATES		789649A-1	10/20/2022	20220915	10/28/22	190.00
			Invoice: 789649A-1			TOPSOIL	BID 6565-B.MET		
			Invoice: 789649A-2		789649A-2	10/20/2022	20221332	10/28/22	1,140.00
						TOPSOIL	BID 6565-WGLC		
						CHECK	20040 TOTAL:		1,330.00
20041	10/28/2022	PRTD	748 QUADSTAR DIGITAL GUI		71661	10/21/2022	20221330	10/28/22	987.00
			Invoice: 71661			IPADS			
						CHECK	20041 TOTAL:		987.00
20042	10/28/2022	PRTD	749 QUALITY CONTROL INSP		60560	09/25/2022	20221224	10/28/22	4,573.87
			Invoice: 60560			EUCLID CREEK GREENWAY PHASE 1			
						CHECK	20042 TOTAL:		4,573.87
20043	10/28/2022	PRTD	749 QUALITY CONTROL INSP		60244	08/28/2022	20221224	10/28/22	6,796.50
			Invoice: 60244			EUCLID CREEK GREENWAY PHASE 1			
						CHECK	20043 TOTAL:		6,796.50
20044	10/28/2022	PRTD	13014 RED DIAMOND UNIFORM		00174918-0	09/09/2022	20220976	10/28/22	2,469.81
			Invoice: 00174918-0			POLICE BADGES			
						CHECK	20044 TOTAL:		2,469.81
20045	10/28/2022	PRTD	2774 REPUBLIC SERVICES #2		0224-009913966	10/15/2022	20210988	10/28/22	742.73
			Invoice: 0224-009913966			TRASH HAULING BID 6420			
			Invoice: 0224-009913966		0224-009913966	10/15/2022	20210993	10/28/22	118.08
						TRASH HAULING BID 6420			
			Invoice: 0224-009913966		0224-009913966	10/15/2022	20220025	10/28/22	78.72
						TRASH HAULING BID 6420			
			Invoice: 0224-009913966		0224-009913966	10/15/2022	20210987	10/28/22	512.45
						TRASH HAULING BID 6420			
			Invoice: 0224-009913966		0224-009913966	10/15/2022	20211021	10/28/22	107.66
						TRASH HAULING BID 6420			
			Invoice: 0224-009913966		0224-009913966	10/15/2022	20211080	10/28/22	19.68
						TRASH HAULING BID 6420			

A/P CASH DISBURSEMENTS JOURNAL

CASH ACCOUNT: 0000000 100115 HNB CDA Account
 CHECK NO CHK DATE TYPE VENDOR NAME

CHECK NO	CHK DATE	TYPE	VENDOR NAME	VOUCHER	INVOICE	INV DATE	PO	CHECK RUN	NET
						INVOICE DTL DESC			
								CHECK 20048 TOTAL:	459.85
20049	10/28/2022	PRTD	825 SERVICE WET GRINDING		344173	10/14/2022	20220045	10/28/22	24.50
			Invoice: 344173					KNIFE SERVICES-MERWINS	
								CHECK 20049 TOTAL:	24.50
20050	10/28/2022	PRTD	832 ALLIED CORPORATION		682397	10/21/2022	20211151	10/28/22	826.01
			Invoice: 682397					MASON SAND BID 6566-ZOO	
								CHECK 20050 TOTAL:	826.01
20051	10/28/2022	PRTD	832 SHELLY MATERIALS, IN		2459610	10/12/2022	20211086	10/28/22	1,722.49
			Invoice: 2459610					AGGREGATE BID 6566	
			Invoice: 2456476		2456476	10/05/2022	20221371	10/28/22	188.50
			Invoice: 24660305		24660305	10/26/2022	20221066	10/28/22	820.04
								AGGREGATE BID 6566	
								CHECK 20051 TOTAL:	2,731.03
20052	10/28/2022	PRTD	2880 SME		134374	10/19/2022	20221004	10/28/22	3,300.00
			Invoice: 134374					TINKERS CREEK-GORGE PARKWAY WALL EXT	
								CHECK 20052 TOTAL:	3,300.00
20053	10/28/2022	PRTD	850 SNAP-ON INDUSTRIAL		ARV/54867338	10/18/2022	20220897	10/28/22	1,000.00
			Invoice: ARV/54867338					VEHICLE LIFTS	
			Invoice: ARV/54867339		ARV/54867339	10/18/2022	20220897	10/28/22	1,250.00
								VEHICLE LIFTS	
								CHECK 20053 TOTAL:	2,250.00
20054	10/28/2022	PRTD	2917 SPECTACULAR PARTY EN		2417	10/21/2022	20221342	10/28/22	10,164.00
			Invoice: 2417					TRICK OR TREAT FEST CHARACTERS 10/21-10/23	
								CHECK 20054 TOTAL:	10,164.00
20055	10/28/2022	PRTD	2917 SPECTACULAR PARTY EN		2418	10/28/2022	20221342	10/28/22	10,164.00
			Invoice: 2418					TRICK OR TREAT FEST CHARACTERS 10/28-10/30	

A/P CASH DISBURSEMENTS JOURNAL

CASH ACCOUNT: 0000000 100115 HNB CDA Account
 CHECK NO CHK DATE TYPE VENDOR NAME

CHECK NO	CHK DATE	TYPE	VENDOR NAME	VOUCHER	INVOICE	INV DATE	PO	CHECK RUN	NET
						INVOICE DTL DESC			
						CHECK	20055	TOTAL:	10,164.00
20056	10/28/2022	PRTD	2917 SPECTACULAR PARTY EN		2420	09/25/2022	20221209	10/28/22	1,400.00
			Invoice: 2420			DEAF AWARENESS DAY CHARACTERS			
						CHECK	20056	TOTAL:	1,400.00
20057	10/28/2022	PRTD	884 ALLIED CORPORATION		682606	10/26/2022	20220813	10/28/22	152.73
			Invoice: 682606			ASPHALT BID 6655-HUNTINGTON			
						CHECK	20057	TOTAL:	152.73
20058	10/28/2022	PRTD	11701 AMERICANEAGLE.COM		363981	09/30/2022	20212024	10/28/22	300.00
			Invoice: 363981			MARKETING AUTOMATION/EMAIL DELIVERY SPEED TO 9/30			
			Invoice: 364551		364551	10/14/2022	20212024	10/28/22	225.00
						MARKETING AUTOMATION/EMAIL DELIVERY SPEED TO 10/14			
						CHECK	20058	TOTAL:	525.00
20059	10/28/2022	PRTD	3002 SYSCO FOOD SERVICES		415535400	10/20/2022	20221063	10/28/22	532.85
			Invoice: 415535400			CONCESSION COOP 6663-ENM			
			Invoice: 415535400*		415535400*	10/20/2022	20220674	10/28/22	68.94
						NON FOOD ITEMS-ENM			
			Invoice: 415535402		415535402	10/20/2022	20221063	10/28/22	15.56
						CONCESSION COOP 6663-ENM			
			Invoice: 415536638		415536638	10/21/2022	20221063	10/28/22	282.67
						CONCESSION COOP 6663-MERWINS			
			Invoice: 415540935		415540935	10/22/2022	20221063	10/28/22	53.48
						CONCESSION COOP 6663-MERWINS			
						CHECK	20059	TOTAL:	953.50
20060	10/28/2022	PRTD	3009 T2 SYSTEMS CANADA, I		IRIS0000113705	10/21/2022	20220245	10/28/22	350.00
			Invoice: IRIS0000113705			PARKING LOT PAY STATIONS			
						CHECK	20060	TOTAL:	350.00
20061	10/28/2022	PRTD	921 THE FIRST TEE OF CLE		PAYROLL 10/22/22	10/22/2022		10/28/22	7.00
			Invoice: PAYROLL 10/22/22			EMPLOYEE DEDUCTIONS			

A/P CASH DISBURSEMENTS JOURNAL

CASH ACCOUNT: 0000000 100115 HNB CDA Account
 CHECK NO CHK DATE TYPE VENDOR NAME

CHECK NO	CHK DATE	TYPE	VENDOR NAME	VOUCHER	INVOICE	INV DATE	PO	CHECK RUN	NET
						INVOICE DTL DESC			
						CHECK	20061	TOTAL:	7.00
20062	10/28/2022	PRTD	3266 GOODYEAR TIRE & RUBB		070-1182804	10/20/2022	20220675	10/28/22	1,454.40
			Invoice: 070-1182804						
					070-1182851	10/21/2022	20220675	10/28/22	1,037.30
			Invoice: 070-1182851						
						CHECK	20062	TOTAL:	2,491.70
20063	10/28/2022	PRTD	3975 TOTAL LINE REFRIGERA		I182086	10/13/2022	20221192	10/28/22	18,900.00
			Invoice: I182086						
						CHECK	20063	TOTAL:	18,900.00
20064	10/28/2022	PRTD	3091 TRIMARK		522373	10/20/2022	20220091	10/28/22	880.76
			Invoice: 522373						
						CHECK	20064	TOTAL:	880.76
20065	10/28/2022	PRTD	3101 TRUSTMARK VOLUNTARY		PAYROLL 10/22/22	10/22/2022		10/28/22	1,314.64
			Invoice: PAYROLL 10/22/22						
						CHECK	20065	TOTAL:	1,314.64
20066	10/28/2022	PRTD	3108 TURNER CONSTRUCTION		APPL.#9 RFP 6570	09/30/2022	20211350	10/28/22	141,472.43
			Invoice: APPL.#9 RFP 6570						
						CHECK	20066	TOTAL:	141,472.43
20067	10/28/2022	PRTD	3113 JOHNSON CONTROLS SEC		37980059	10/08/2022	20210193	10/28/22	1,740.00
			Invoice: 37980059						
						CHECK	20067	TOTAL:	1,740.00
20068	10/28/2022	PRTD	3130 UNITED NEGRO COLLEGE		PAYROLL 10/22/22	10/22/2022		10/28/22	25.00
			Invoice: PAYROLL 10/22/22						
						CHECK	20068	TOTAL:	25.00
20069	10/28/2022	PRTD	5665 UNITED RENTALS (NORT		195633759-016	09/25/2022	20210882	10/28/22	115.00
			Invoice: 195633759-016						
					208137359-001	08/05/2022	20210882	10/28/22	115.00

A/P CASH DISBURSEMENTS JOURNAL

CASH ACCOUNT: 0000000 100115 HNB CDA Account
 CHECK NO CHK DATE TYPE VENDOR NAME

CHECK NO	CHK DATE	TYPE	VENDOR NAME	VOUCHER	INVOICE	INV DATE	PO	CHECK RUN	NET
INVOICE DTL DESC									
20072	10/28/2022	PRTD	978 VALLEY RIDING INC		PAYROLL 10/22/22	10/22/2022		10/28/22	66.00
			Invoice: PAYROLL 10/22/22			EMPLOYEE DEDUCTIONS			
						CHECK		20072 TOTAL:	66.00
20073	10/28/2022	PRTD	3171 VAN AUKEN AKINS ARCH	22447		09/30/2022	20201096	10/28/22	73,011.12
			Invoice: 22447			GORILLA PRIMATE RAINFOREST ADDITION			
				22461		09/30/2022	20211576	10/28/22	14,246.75
			Invoice: 22461			TROPICAL BEARS			
				22400		08/28/2022	20211576	10/28/22	25,164.13
			Invoice: 22400			TROPICAL BEAR EXHIBIT			
						CHECK		20073 TOTAL:	112,422.00
20074	10/28/2022	PRTD	3177 VERIZON WIRELESS	842259140-00001		10/15/2022	20211186	10/28/22	20.07
			Invoice: 842259140-00001			MIFI 9/16-10/15/22			
						CHECK		20074 TOTAL:	20.07
20075	10/28/2022	PRTD	3177 VERIZON WIRELESS	942217495-00001		10/15/2022	20211186	10/28/22	172.85
			Invoice: 942217495-00001			CIRCUITS 9/16-10/15/22			
						CHECK		20075 TOTAL:	172.85
20076	10/28/2022	PRTD	11613 NATIONWIDE		PAYROLL 10/22/22	10/22/2022		10/28/22	364.04
			Invoice: PAYROLL 10/22/22			EMPLOYEE DEDUCTIONS			
						CHECK		20076 TOTAL:	364.04
20077	10/28/2022	PRTD	3311 SAN DIEGO ZOO WILDLI	63136		10/17/2022	20221379	10/28/22	5,000.00
			Invoice: 63136			KOALA LOAN EXPENSE & CONSERVATION			
						CHECK		20077 TOTAL:	5,000.00

A/P CASH DISBURSEMENTS JOURNAL

NUMBER OF CHECKS 134 *** CASH ACCOUNT TOTAL *** 2,149,695.42

	COUNT	AMOUNT
TOTAL PRINTED CHECKS	134	2,149,695.42

*** GRAND TOTAL *** 2,149,695.42

A/P CASH DISBURSEMENTS

CASH ACCOUNT: 0000000 100115 HNB CDA Account
 CHECK NO CHK DATE TYPE VENDOR NAME

CHECK NO	CHK DATE	TYPE	VENDOR NAME	VOUCHER	INVOICE	INV DATE	PO	CHECK RUN	NET	
						INVOICE DTL DESC				
20078	11/04/2022	PRTD	1092 ACUSHNET COMPANY		914447061	10/27/2022	20220340	11/04/22	1,460.16	
			Invoice: 914447061							
			Invoice: 914470676		914470676	11/01/2022	20220340	11/04/22	161.28	
			Invoice: 914470677		914470677	11/01/2022	20220340	11/04/22	161.28	
								CHECK	20078 TOTAL:	1,782.72
20079	11/04/2022	PRTD	32 ADVANCED FRYER SOLUT		R13-3279	10/20/2022	20210175	11/04/22	246.40	
			Invoice: R13-3279							
			Invoice: R13-3299		R13-3299	10/27/2022	20210175	11/04/22	198.55	
								CHECK	20079 TOTAL:	444.95
20080	11/04/2022	PRTD	11481 ALTITUDE RIDES AND A		795	08/04/2022	20221142	11/04/22	243.10	
			Invoice: 795							
			Invoice: 849		849	10/12/2022	20221142	11/04/22	67.57	
								CHECK	20080 TOTAL:	310.67
20081	11/04/2022	PRTD	8260 AMERICAN CONSERVATIO		22CR2208501	10/12/2022	20221159	11/04/22	4,900.00	
			Invoice: 22CR2208501					9/18/22-9/24/22		
								CHECK	20081 TOTAL:	4,900.00
20082	11/04/2022	PRTD	1170 AMERIGAS PROPANE LP		805505193	10/15/2022	20211846	11/04/22	719.34	
			Invoice: 805505193							
								CHECK	20082 TOTAL:	719.34
20083	11/04/2022	PRTD	1170 AMERIGAS PROPANE LP		805510312	10/27/2022	20220033	11/04/22	351.37	
			Invoice: 805510312							
								CHECK	20083 TOTAL:	351.37
20084	11/04/2022	PRTD	1199 ARAMARK		5410044020	10/25/2022	20220139	11/04/22	8.85	
			Invoice: 5410044020							
					5410044246	10/26/2022	20220081	11/04/22	58.35	

A/P CASH DISBURSEMENTS

CASH ACCOUNT: 0000000 100115 HNB CDA Account
 CHECK NO CHK DATE TYPE VENDOR NAME

CHECK NO	CHK DATE	TYPE	VENDOR NAME	VOUCHER	INVOICE	INV DATE	PO	CHECK RUN	NET	
						INVOICE DTL DESC				
Invoice: 5410044246						MAT SERVICE RFP#6401-MSR				
Invoice: 5410044405					5410044405	10/26/2022	20220196	11/04/22	27.83	
						WEEKLY MAT SERVICE RFP#6401-MERWINS				
Invoice: 5410044902					5410044902	10/27/2022	20220196	11/04/22	13.29	
						WEEKLY MAT SERVICE RFP#6401-E.55TH MARINA				
Invoice: 5410046678					5410046678	11/02/2022	20220196	11/04/22	27.83	
						WEEKLY MAT SERVICE RFP#6401-MERWINS				
Invoice: 5410046703					5410046703	11/02/2022	20220082	11/04/22	15.80	
						BI-MONTHLY MAT SERVICE RFP#6401-EUCLID				
Invoice: 5410046705					5410046705	11/02/2022	20220082	11/04/22	12.50	
						BI-MONTHLY MAT SERVICE RFP#6401-WILDWOOD MGMT. CTR.				
								CHECK	20084 TOTAL:	164.45
20085	11/04/2022	PRTD	79 ARMS TRUCKING COMPAN		PSINV322473	10/15/2022	20221093	11/04/22	2,152.29	
Invoice: PSINV322473						TRAILS #47 STONE MATERIAL-EUCLID				
Invoice: PSINV322479					PSINV322479	10/15/2022	20221093	11/04/22	615.24	
						TRAILS #47 STONE MATERIAL-BRECKSVILLE				
Invoice: PSINV322702					PSINV322702	10/17/2022	20221219	11/04/22	1,530.52	
						GOLF TOPDRESSING BID 6565-WGLC				
								CHECK	20085 TOTAL:	4,298.05
20086	11/04/2022	PRTD	1225 AT & T		216 381-7218 872 1	10/25/2022	20201092	11/04/22	112.13	
Invoice: 216 381-7218 872 1						TELEPHONE 10/25-11/24/22				
Invoice: 216 431-3280 467 5					216 431-3280 467 5	10/22/2022	20201092	11/04/22	102.24	
						TELEPHONE 10/22-11/21/22				
Invoice: 216 641-1864 337 2					216 641-1864 337 2	10/25/2022	20201092	11/04/22	404.45	
						TELEPHONE 10/25-11/24/22				
Invoice: 216 641-8350 214 9					216 641-8350 214 9	10/25/2022	20201092	11/04/22	329.82	
						TELEPHONE 10/25-11/24/22				
Invoice: 216 961-9178 021 8					216 961-9178 021 8	10/22/2022	20201092	11/04/22	104.48	
						TELEPHONE 10/22-11/21/22				
Invoice: 440 248-5919 119 0					440 248-5919 119 0	10/19/2022	20201092	11/04/22	243.98	
						TELEPHONE 10/19-11/18/22				
Invoice: 440 333-0305 189 6					440 333-0305 189 6	10/25/2022	20201092	11/04/22	222.42	
						TELEPHONE 10/25-11/24/22				

A/P CASH DISBURSEMENTS

CASH ACCOUNT: 0000000 100115 HNB CDA Account
 CHECK NO CHK DATE TYPE VENDOR NAME

CHECK NO	CHK DATE	TYPE	VENDOR NAME	VOUCHER	INVOICE	INV DATE	PO	CHECK RUN	NET	
					INVOICE DTL DESC					
Invoice: 440	546-1681	527	6		440 546-1681 527 6	10/22/2022	20201092	11/04/22	252.50	
					TELEPHONE	10/22-11/21/22				
Invoice: 440	546-7797	470	7		440 546-7797 470 7	10/22/2022	20201092	11/04/22	315.03	
					TELEPHONE	10/22-11/21/22				
Invoice: 440	617-9343	289	5		440 617-9343 289 5	10/22/2022	20201092	11/04/22	56.17	
					TELEPHONE	10/22-11/21/22				
Invoice: 440	842-3312	684	1		440 842-3312 684 1	10/22/2022	20201092	11/04/22	311.20	
					TELEPHONE	10/22-11/21/22				
Invoice: 440	887-1964	770	8		440 887-1964 770 8	10/22/2022	20201092	11/04/22	236.95	
					TELEPHONE	10/22-11/21/22				
								CHECK	20086 TOTAL:	2,691.37
20087	11/04/2022	PRTD	1225 AT & T		831-000-6100 341	10/19/2022	20201092	11/04/22	813.14	
					Invoice: 831-000-6100 341	IP FLEX	10/19/22			
								CHECK	20087 TOTAL:	813.14
20088	11/04/2022	PRTD	1228 AT&T		SB260396	10/26/2022	20220046	11/04/22	101.42	
					Invoice: SB260396	SLEEPY TELE.SYS.MTCE.SERVICE	10/26/22-11/25/22			
								CHECK	20088 TOTAL:	101.42
20089	11/04/2022	PRTD	1260 B.A. SWEETIE CANDY C		2141753	10/05/2022	20221166	11/04/22	11,337.25	
					Invoice: 2141753	ZOO TRICK-OR-TREAT FEST EVENT CANDY				
Invoice: 2149206					2149206	10/24/2022	20221166	11/04/22	304.00	
					ZOO TRICK OR TREAT FEST EVENT CANDY					
Invoice: 2151152					2151152	10/29/2022	20221166	11/04/22	1,114.77	
					ZOO TRICK OR TREAT FEST EVENT CANDY					
								CHECK	20089 TOTAL:	12,756.02
20090	11/04/2022	PRTD	108 CITY OF BEDFORD		EGBE-000175-0000-01	10/28/2022	20220099	11/04/22	28.47	
					Invoice: EGBE-000175-0000-01	WATER	8/18-9/20/22			
Invoice: EGBE-018753-0000-01					EGBE-018753-0000-01	10/28/2022	20220099	11/04/22	195.28	
					WATER	8/18-9/20/22				
Invoice: EGBE-18753A-0000-01					EGBE-18753A-0000-01	10/28/2022	20220099	11/04/22	265.78	
					WATER	8/19-9/21/22				

A/P CASH DISBURSEMENTS

CASH ACCOUNT: 0000000 100115 HNB CDA Account
 CHECK NO CHK DATE TYPE VENDOR NAME

CHECK NO	CHK DATE	TYPE	VENDOR NAME	VOUCHER	INVOICE	INV DATE	PO	CHECK RUN	NET	
Invoice: WILS-000197-0000-01						WILS-000197-0000-01	10/28/2022	20220099	11/04/22	28.47
						WATER 8/18-9/20/22				
								CHECK 20090 TOTAL:	518.00	
20091	11/04/2022	PRTD	122 BIODIVERSITY LANDSCA	131*		10/24/2022	20221389	11/04/22	810.00	
Invoice: 131*						LAKEFRONT PLANT MATERIAL				
								CHECK 20091 TOTAL:	810.00	
20092	11/04/2022	PRTD	9323 PEPSI-COLA	80257169		10/27/2022	20190877	11/04/22	333.02	
Invoice: 80257169						CONCESSION RFP 6385-SHAWNEE				
								CHECK 20092 TOTAL:	333.02	
20093	11/04/2022	PRTD	9323 PEPSI-COLA	82191014		10/28/2022	20191026	11/04/22	347.80	
Invoice: 82191014						CONCESSION RFP 6385-HLBH				
								CHECK 20093 TOTAL:	347.80	
20094	11/04/2022	PRTD	12818 BRAVESOFT	22-3331		10/31/2022	20220953	11/04/22	3,600.00	
Invoice: 22-3331						REMOTE DATABASE MONITORING SERVICE 11/1-11/30/22				
								CHECK 20094 TOTAL:	3,600.00	
20095	11/04/2022	PRTD	145 BAR AND BEVERAGE CON	162961		10/18/2022	20220278	11/04/22	30.00	
Invoice: 162961						BEER LINE MTCE. SERVICE-SLEEPY				
Invoice: 164282										
						164282	10/28/2022	20220278	11/04/22	30.00
						BEER LINE MTCE. SERVICE-SENECA				
Invoice: 162832										
						162832	10/17/2022	20220278	11/04/22	30.00
						BEER LINE MTCE. SERVICE-SHAWNEE				
								CHECK 20095 TOTAL:	90.00	
20096	11/04/2022	PRTD	10661 CAMELOT BAKERY LLC	18192		11/02/2022	20220092	11/04/22	177.50	
Invoice: 18192						RESTAURANT SS#6616-MERWINS				
								CHECK 20096 TOTAL:	177.50	
20097	11/04/2022	PRTD	157 CARGILL, INCORPORATE	2907621060		10/19/2022	20221223	11/04/22	5,006.55	
Invoice: 2907621060						ROCK SALT COOP#6681-MSR (106.59 TONS)				
						2907624752	10/20/2022	20221223	11/04/22	3,410.01

A/P CASH DISBURSEMENTS

CASH ACCOUNT: 0000000 100115 HNB CDA Account
 CHECK NO CHK DATE TYPE VENDOR NAME

CHECK NO	CHK DATE	TYPE	VENDOR NAME	VOUCHER	INVOICE	INV DATE	PO	CHECK RUN	NET
						INVOICE DTL DESC			
			Invoice: 2907624752						
			Invoice: 2907624755		2907624755	10/20/2022	20221223	11/04/22	4,544.81
			Invoice: 2907628433		2907628433	10/21/2022	20221223	11/04/22	4,425.52
			Invoice: 2907638334		2907638334	10/25/2022	20221223	11/04/22	1,124.93
								CHECK 20097 TOTAL:	18,511.82
20098	11/04/2022	PRTD	168 CATANESE CLASSIC SEA		062011	10/27/2022	20220089	11/04/22	695.30
			Invoice: 062011						
								CHECK 20098 TOTAL:	695.30
20099	11/04/2022	PRTD	1445 CDW GOVERNMENT		DM88252	10/18/2022	20221364	11/04/22	2,388.00
			Invoice: DM88252						
			Invoice: DL68810		DL68810	10/14/2022	20221360	11/04/22	1,279.83
			Invoice: DQ95321		DQ95321	10/25/2022	20221395	11/04/22	1,999.03
								CHECK 20099 TOTAL:	5,666.86
20100	11/04/2022	PRTD	1453 CENTRAL EXTERMINATIN		862333	10/24/2022	20210173	11/04/22	67.00
			Invoice: 862333						
			Invoice: 862329		862329	10/25/2022	20210173	11/04/22	39.00
								CHECK 20100 TOTAL:	106.00
20101	11/04/2022	PRTD	207 CLEVELAND JEWISH NEW		770319	10/28/2022	20220506	11/04/22	1,070.00
			Invoice: 770319						
								CHECK 20101 TOTAL:	1,070.00
20102	11/04/2022	PRTD	212 CLEVELAND ZOOLOGICAL 948		REFUND	11/01/2022		11/04/22	75.00
			Invoice: REFUND						

A/P CASH DISBURSEMENTS

CASH ACCOUNT: 0000000 100115 HNB CDA Account
 CHECK NO CHK DATE TYPE VENDOR NAME

VOUCHER INVOICE

INV DATE PO

CHECK RUN

NET

					INVOICE DTL DESC			NET	
					CHECK	20102	TOTAL:	75.00	
20103	11/04/2022	PRTD	193 NORTHEAST OHIO REGIO	50112	10/26/2022	20220100	11/04/22	6,241.81	
Invoice: 50112					SEWER 7/1-9/30/22-EW				
					CHECK	20103	TOTAL:	6,241.81	
20104	11/04/2022	PRTD	1557 CITY OF CLEVELAND	0279220000	10/26/2022	20220103	11/04/22	18.05	
Invoice: 0279220000					WATER 9/23-10/25/22				
Invoice: 1327176694					1327176694	10/25/2022	20220103	11/04/22	9.20
					WATER 9/21-10/21/22				
Invoice: 1803832525					1803832525	10/25/2022	20220103	11/04/22	9.20
					WATER 9/21-10/21/22				
Invoice: 2102566153					2102566153	10/26/2022	20220103	11/04/22	9.20
					WATER 9/22-10/24/22				
Invoice: 3339530000					3339530000	10/24/2022	20220103	11/04/22	75.63
					WATER 9/20-10/20/22				
Invoice: 5591030000					5591030000	10/25/2022	20220103	11/04/22	22.09
					WATER 9/22-10/24/22				
Invoice: 5822020000					5822020000	10/25/2022	20220103	11/04/22	187.88
					WATER 9/22-10/21/22				
Invoice: 6591534531					6591534531	10/25/2022	20220103	11/04/22	12.70
					WATER 9/22-10/22/22				
Invoice: 6783237076					6783237076	10/25/2022	20220103	11/04/22	9.20
					WATER 9/22-10/24/22				
Invoice: 7340030000					7340030000	10/25/2022	20220103	11/04/22	9.20
					WATER 9/21-10/21/22				
Invoice: 8872430000					8872430000	10/24/2022	20220103	11/04/22	51.85
					WATER 9/21-10/21/22				
Invoice: 4221918304					4221918304	08/26/2022	20220103	11/04/22	61.35
					WATER 7/26-8/25/22				
Invoice: 4221918304					4221918304	09/28/2022	20220103	11/04/22	61.35
					WATER 8/25-9/26/22				
Invoice: 4221918304					4221918304	10/28/2022	20220103	11/04/22	61.35
					WATER 9/26-10/28/22				
0055733398						10/28/2022	20220103	11/04/22	102.31

A/P CASH DISBURSEMENTS

CASH ACCOUNT: 0000000 100115 HNB CDA Account
 CHECK NO CHK DATE TYPE VENDOR NAME

CHECK NO	CHK DATE	TYPE	VENDOR NAME	VOUCHER	INVOICE	INV DATE	PO	CHECK RUN	NET
						INVOICE DTL DESC			
Invoice: 0055733398						WATER 9/28-10/28/22			
Invoice: 4413520000					4413520000	10/28/2022 20220103 11/04/22			183.59
Invoice: 6610620000					6610620000	WATER 9/27-10/27/22			
Invoice: 6978420000					6978420000	10/28/2022 20220103 11/04/22			74.28
Invoice: 8098420000					8098420000	WATER 9/26-10/26/22			
Invoice: 8671049809					8671049809	10/28/2022 20220103 11/04/22			193.13
Invoice: 9188420000					9188420000	WATER 9/27-10/27/22			
						10/28/2022 20220103 11/04/22			137.98
						WATER 9/27-10/27/22			
						10/28/2022 20220103 11/04/22			137.98
						WATER 9/27-10/27/22			
						10/28/2022 20220103 11/04/22			122.34
						WATER 9/28-10/28/22			
						10/28/2022 20220103 11/04/22			18.05
						WATER 9/26-10/27/22			
								CHECK 20104 TOTAL:	1,429.93
20105 11/04/2022 PRTD	1571		COLUMBIA GAS OF OHIO		12450179 002 000 2	10/27/2022 20220104 11/04/22			38.95
Invoice: 12450179	002	000	2			GAS 9/27-10/26/22			
Invoice: 12512901	001	000	5		12512901 001 000 5	10/28/2022 20220104 11/04/22			71.22
Invoice: 19793640	006	000	1		19793640 006 000 1	GAS 9/28-10/27/22			
Invoice: 20691228	001	000	0		20691228 001 000 0	10/27/2022 20220104 11/04/22			81.90
						GAS 9/27-10/26/22			
						10/28/2022 20220104 11/04/22			72.76
						GAS 9/28-10/27/22			
								CHECK 20105 TOTAL:	264.83
20106 11/04/2022 PRTD	1575		COMDOC, INC		IN5267337	09/29/2022 20220269 11/04/22			528.52
Invoice: IN5267337						NETWORK PRINTER AGREEMENT-AUG 2022			
								CHECK 20106 TOTAL:	528.52
20107 11/04/2022 PRTD	1588		CONSUMERS GAS COOP		0031320001024497	11/03/2022 20220049 11/04/22			82.28
Invoice: 0031320001024497						GAS 9/18-10/11/22			
Invoice: 0031330001024498					0031330001024498	11/03/2022 20220049 11/04/22			38.20
						GAS 9/18-10/11/22			

A/P CASH DISBURSEMENTS

CASH ACCOUNT: 0000000 100115 HNB CDA Account
 CHECK NO CHK DATE TYPE VENDOR NAME

CHECK NO	CHK DATE	TYPE	VENDOR NAME	VOUCHER	INVOICE	INV DATE	PO	CHECK RUN	NET
						INVOICE DTL DESC			
								CHECK 20107 TOTAL:	120.48
20108	11/04/2022	PRTD	229 COOK FIRE & SECURITY		2022-33	10/27/2022	20221028	11/04/22	332.00
			Invoice: 2022-33			FINANCE/IT WING FIRE ALARM MONITOR		11/17-11/16/23	
								CHECK 20108 TOTAL:	332.00
20109	11/04/2022	PRTD	1613 COX BUSINESS		001 6011 023213301	11/01/2022	20220124	11/04/22	140.30
			Invoice: 001 6011 023213301			BIG MET CABLE SERVICE		11/1/22-11/30/22	
								CHECK 20109 TOTAL:	140.30
20110	11/04/2022	PRTD	1617 CRAIN COMMUNICATIONS		CL22335	10/31/2022	20220508	11/04/22	3,700.00
			Invoice: CL22335			ADVERTISING SS#6626			
								CHECK 20110 TOTAL:	3,700.00
20111	11/04/2022	PRTD	13321 CROMWELL MECHANICAL		10037	08/04/2022	20221314	11/04/22	4,992.00
			Invoice: 10037			MASTICK WOODS CLUBHOUSE JETTING/SNAKE SERVICE			
								CHECK 20111 TOTAL:	4,992.00
20112	11/04/2022	PRTD	279 DESTINATION CLEVELAN		21246	10/17/2022	20221249	11/04/22	3,394.50
			Invoice: 21246			ADVERTISING SS#6626			
								CHECK 20112 TOTAL:	3,394.50
20113	11/04/2022	PRTD	1703 DIRECTV		002894260	10/30/2022	20220050	11/04/22	159.28
			Invoice: 002894260			ADMN. OFFICE SERVICE		10/29/22-11/28/22	
								CHECK 20113 TOTAL:	159.28
20114	11/04/2022	PRTD	1739 DOMINION ENERGY OHIO		8 4418 0013 3962	10/28/2022	20220125	11/04/22	163.02
			Invoice: 8 4418 0013 3962			GAS 9/29-10/28/22			
								CHECK 20114 TOTAL:	163.02
20115	11/04/2022	PRTD	1739 DOMINION ENERGY OHIO		8 4418 0013 3977	10/28/2022	20220125	11/04/22	261.67
			Invoice: 8 4418 0013 3977			GAS 9/29-10/28/22			
								CHECK 20115 TOTAL:	261.67

A/P CASH DISBURSEMENTS

CASH ACCOUNT: 0000000 100115 HNB CDA Account
 CHECK NO CHK DATE TYPE VENDOR NAME

CHECK NO	CHK DATE	TYPE	VENDOR NAME	VOUCHER	INVOICE	INV DATE	PO	CHECK RUN	NET
INVOICE DTL DESC									
20116	11/04/2022	PRTD	1739 DOMINION ENERGY OHIO	9	4417 0047 4335	10/25/2022	20220125	11/04/22	473.54
			Invoice: 9 4417 0047 4335			GAS 9/26-10/25/22			
							CHECK	20116 TOTAL:	473.54
20117	11/04/2022	PRTD	12260 DOWN TO EARTH LANDSC	9281		06/20/2022	20220866	11/04/22	31,977.00
			Invoice: 9281			BRIGHTON PARK ADDITIONAL TREES INSTALLATION			
							CHECK	20117 TOTAL:	31,977.00
20118	11/04/2022	PRTD	12701 DS ARCHITECTURE	2022-0340		09/30/2022	20220752	11/04/22	920.00
			Invoice: 2022-0340			FIRST TEE CLEVELAND EXPANSION			
							CHECK	20118 TOTAL:	920.00
20119	11/04/2022	PRTD	11189 ECOLOGICAL FIELD SER	102022		10/20/2022	20221124	11/04/22	10,529.12
			Invoice: 102022			INVASIVE PLANT TREATMENT-BRECKSVILLE/HINCKLEY			
					82322	08/23/2022	20201160	11/04/22	4,064.00
			Invoice: 82322			INVASIVE PLANT CONTROL PROJECT-ACACIA/EUCLID			
							CHECK	20119 TOTAL:	14,593.12
20120	11/04/2022	PRTD	8981 EDWARDS LANDCLEARING	78227		10/14/2022	20221318	11/04/22	19,500.00
			Invoice: 78227			UPPER EDGEWATER TREE TRIMMING/BRUSH REMOVAL			
							CHECK	20120 TOTAL:	19,500.00
20121	11/04/2022	PRTD	999998 COLLINS, WILL	REIMBURSEMENT		10/31/2022		11/04/22	95.74
			Invoice: REIMBURSEMENT			WORKSHOP FOR CANINE HANDLERS-COLLINS			
							CHECK	20121 TOTAL:	95.74
20122	11/04/2022	PRTD	999998 MCCUTCHEON, ROBERT	REIMBURSEMENT		10/28/2022		11/04/22	165.64
			Invoice: REIMBURSEMENT			BOOT ALLOWANCE-ROBERT MCCUTCHEON			
							CHECK	20122 TOTAL:	165.64
20123	11/04/2022	PRTD	999998 PAPP, CHRISTOPHER	REIMBURSEMENT		10/31/2022		11/04/22	384.58
			Invoice: REIMBURSEMENT			OSU ENGINEERING CONFERENCE-PAPP			
							CHECK	20123 TOTAL:	384.58

A/P CASH DISBURSEMENTS

CASH ACCOUNT: 0000000 100115 HNB CDA Account

CHECK NO	CHK DATE	TYPE	VENDOR NAME	VOUCHER	INVOICE	INV DATE	PO	CHECK RUN	NET
20124	11/04/2022	PRTD	999998 SCHOCH, CHELSEA		REIMBURSEMENT	10/31/2022		11/04/22	111.04
			Invoice: REIMBURSEMENT					WORKSHOP FOR CANINE HANDLERS-SCHOCH	
								CHECK 20124 TOTAL:	111.04
20125	11/04/2022	PRTD	6644 METIN EREN		PRESENTATION 11/6	10/26/2022	20221406	11/04/22	100.00
			Invoice: PRESENTATION 11/6					FIRST PEOPLE DAY	
								CHECK 20125 TOTAL:	100.00
20126	11/04/2022	PRTD	12205 ALL CITY CANDY		1389	10/26/2022	20221167	11/04/22	1,694.50
			Invoice: 1389					ZOO TRICK OR TREAT FEST EVENT CANDY	
								CHECK 20126 TOTAL:	1,694.50
20127	11/04/2022	PRTD	351 FOUR O CORPORATION		X38834R-DM	10/28/2022	20220821	11/04/22	40.80
			Invoice: X38834R-DM					VEHICLE/EQUIPMENT FLUIDS-R.RIVER FLEET	
								CHECK 20127 TOTAL:	40.80
20128	11/04/2022	PRTD	7879 GABLE ELEVATOR INC.		61724	10/26/2022	20182949	11/04/22	177.52
			Invoice: 61724					ZOO RAINFOREST ELEVATOR MAINTENANCE-NOV 2022	
								CHECK 20128 TOTAL:	177.52
20129	11/04/2022	PRTD	3614 GORDON FOOD SERVICE,		910170582	10/27/2022	20221086	11/04/22	154.52
			Invoice: 910170582					RESTAURANT COOP#6663-ENM	
			Invoice: 759199926		759199926	10/29/2022	20221089	11/04/22	28.96
								CONCESSION COOP#6663-SLEEPY	
			Invoice: 844164820		844164820	10/27/2022	20220211	11/04/22	17.99
								RESTAURANT NON BID-ENM	
			Invoice: 844164893		844164893	10/28/2022	20220211	11/04/22	17.99
								RESTAURANT NON BID-ENM	
			Invoice: 941087511		941087511	10/28/2022	20221089	11/04/22	90.83
								CONCESSION COOP#6663-SENECA	
			Invoice: 959065530		959065530	10/31/2022	20220211	11/04/22	31.17
								RESTAURANT NON BID-MERWINS	
			Invoice: 965050750		965050750	10/27/2022	20221089	11/04/22	128.20
								CONCESSION COOP#6663-SLEEPY	

A/P CASH DISBURSEMENTS

CASH ACCOUNT: 0000000 100115 HNB CDA Account
 CHECK NO CHK DATE TYPE VENDOR NAME

CHECK NO	CHK DATE	TYPE	VENDOR NAME	VOUCHER	INVOICE	INV DATE	PO	CHECK RUN	NET
						INVOICE DTL DESC			
					959065575	11/02/2022	20221086	11/04/22	94.95
					Invoice: 959065575	RESTAURANT COOP#6663-MERWINS			
					965050870	11/02/2022	20221089	11/04/22	128.35
					Invoice: 965050870	CONCESSION COOP#6663-SLEEPY			
					844164750	10/26/2022	20221089	11/04/22	279.01
					Invoice: 844164750	CONCESSION COOP#6663-SLEEPY			
					844164750*	10/26/2022	20220355	11/04/22	101.80
					Invoice: 844164750*	CONCESSION NON BID-SLEEPY			
						CHECK	20129	TOTAL:	1,073.77
20130	11/04/2022	PRTD	12485 FOREUP GOLF SOFTWARE		11-2022-5784	11/01/2022	20220481	11/04/22	1,985.76
			Invoice: 11-2022-5784			POINT OF SALE/TEE SHEET/MARKETING FEE-NOV 2022			
						CHECK	20130	TOTAL:	1,985.76
20131	11/04/2022	PRTD	1944 GREAT LAKES PETROLEU		1983647-IN	10/28/2022	20221047	11/04/22	1,751.99
			Invoice: 1983647-IN			GASOLINE COOP#6660-SENECA			
					1983619-IN	10/31/2022	20221047	11/04/22	4,505.73
			Invoice: 1983619-IN			GASOLINE COOP#6660-BEDFORD			
						CHECK	20131	TOTAL:	6,257.72
20132	11/04/2022	PRTD	383 GREAT LAKES PUBLISHI		214853	10/31/2022	20220307	11/04/22	1,650.00
			Invoice: 214853			ADVERTISING SS#6626			
						CHECK	20132	TOTAL:	1,650.00
20133	11/04/2022	PRTD	1958 GUARDIAN ALARM COMPA		22335925	10/31/2022	20220376	11/04/22	245.70
			Invoice: 22335925			WATERSHED CTR. ALARM MONITOR 11/26/22-2/25/23			
						CHECK	20133	TOTAL:	245.70
20134	11/04/2022	PRTD	1959 GUARDIAN TITLE & GUA		GFNO: 813222705	10/26/2022	20221411	11/04/22	7,793.39
			Invoice: GFNO: 813222705			LAND ACQUISITION CLOSING COST-BLOOMINGDALE PROPRTY			
						CHECK	20134	TOTAL:	7,793.39
20135	11/04/2022	PRTD	1959 GUARDIAN TITLE & GUA		GFNO: 813222660	10/26/2022	20221418	11/04/22	33,721.57
			Invoice: GFNO: 813222660			LAND ACQUISITION CLOSING COST-DESTEFANO PROPERTY			

A/P CASH DISBURSEMENTS

CASH ACCOUNT: 0000000 100115 HNB CDA Account
 CHECK NO CHK DATE TYPE VENDOR NAME

CHECK NO	CHK DATE	TYPE	VENDOR NAME	VOUCHER	INVOICE	INV DATE	PO	CHECK RUN	NET
						INVOICE DTL DESC			
								CHECK 20135 TOTAL:	33,721.57
20136	11/04/2022	PRTD	414 HERMES SPORTS & EVEN		4044	10/19/2022	20220499	11/04/22	2,970.90
Invoice: 4044						2022 FUTURE FOR WILDLIFE RACE MANAGEMENT FEE			
					4053	10/31/2022	20220499	11/04/22	300.00
Invoice: 4053						2022 FUTURE FOR WILDLIFE RACE NEWSLETTER AD			
								CHECK 20136 TOTAL:	3,270.90
20137	11/04/2022	PRTD	2036 IDEXX DISTRIBUTION,		3115818321	10/10/2022	20211414	11/04/22	2,314.80
Invoice: 3115818321						TICK-BORNE DISEASE SNAP 4DX PLUS TESTS			
								CHECK 20137 TOTAL:	2,314.80
20138	11/04/2022	PRTD	2041 ILLUMINATING COMPANY		110 021 982 118	10/27/2022	20220105	11/04/22	848.15
Invoice: 110 021 982 118						ELECTRICITY 9/23-10/23/22			
					110 025 410 371	10/27/2022	20220105	11/04/22	108.92
Invoice: 110 025 410 371						ELECTRICITY 9/27-10/25/22			
					110 025 808 632	10/31/2022	20220105	11/04/22	619.44
Invoice: 110 025 808 632						ELECTRICITY 9/30-10/27/22			
					110 025 808 723	10/31/2022	20220105	11/04/22	278.43
Invoice: 110 025 808 723						ELECTRICITY 9/30-10/27/22			
					110 026 099 975	10/31/2022	20220105	11/04/22	151.12
Invoice: 110 026 099 975						ELECTRICITY 9/30-10/27/22			
					110 026 493 939	10/27/2022	20220105	11/04/22	92.84
Invoice: 110 026 493 939						ELECTRICITY 9/27-10/25/22			
					110 027 344 271	10/26/2022	20220105	11/04/22	1,852.05
Invoice: 110 027 344 271						ELECTRICITY 9/27-10/24/22			
					110 027 457 453	10/31/2022	20220105	11/04/22	541.33
Invoice: 110 027 457 453						ELECTRICITY 9/30-10/27/22			
					110 028 962 907	10/27/2022	20220105	11/04/22	5,013.21
Invoice: 110 028 962 907						ELECTRICITY 9/24-10/25/22			
					110 041 343 648	10/27/2022	20220105	11/04/22	937.63
Invoice: 110 041 343 648						ELECTRICITY 9/28-10/25/22			
					110 042 534 765	10/27/2022	20220105	11/04/22	675.18
Invoice: 110 042 534 765						ELECTRICITY 9/28-10/25/22			
					110 058 480 952	10/31/2022	20220105	11/04/22	782.25

A/P CASH DISBURSEMENTS

CASH ACCOUNT: 0000000 100115 HNB CDA Account
 CHECK NO CHK DATE TYPE VENDOR NAME

CHECK NO	CHK DATE	TYPE	VENDOR NAME	VOUCHER	INVOICE	INV DATE	PO	CHECK RUN	NET	
						INVOICE DTL DESC				
Invoice: 110 058 480 952						ELECTRICITY 9/30-10/27/22				
Invoice: 110 025 770 634					110 025 770 634	11/01/2022	20220105	11/04/22	321.36	
						ELECTRICITY 9/30-10/28/22				
Invoice: 110 025 981 850					110 025 981 850	11/01/2022	20220105	11/04/22	91.54	
						ELECTRICITY 9/30-10/28/22				
Invoice: 110 125 972 049					110 125 972 049	11/01/2022	20220105	11/04/22	146.22	
						ELECTRICITY 9/30-10/28/22				
Invoice: 110 155 040 790					110 155 040 790	11/01/2022	20220105	11/04/22	65.80	
						ELECTRICITY 10/4-10/28/22				
Invoice: 110 022 962 267					110 022 962 267	11/02/2022	20220105	11/04/22	653.63	
						ELECTRICITY 10/1-10/31/22				
Invoice: 110 064 475 293					110 064 475 293	11/02/2022	20220105	11/04/22	97.24	
						ELECTRICITY 10/2-10/31/22				
Invoice: 110 097 123 340					110 097 123 340	11/02/2022	20220105	11/04/22	107.47	
						ELECTRICITY 10/1-10/31/22				
Invoice: 110 133 678 182					110 133 678 182	11/02/2022	20220105	11/04/22	18.12	
						ELECTRICITY 10/2-10/31/22				
Invoice: 110 142 255 204					110 142 255 204	11/02/2022	20220105	11/04/22	96.68	
						ELECTRICITY 10/1-10/31/22				
								CHECK	20138 TOTAL:	13,498.61
20139 11/04/2022 PRTD			2098 JACKSON DIEKEN & ASS		70920/CLEVE16	10/25/2022	20221376	11/04/22	201,364.00	
Invoice: 70920/CLEVE16						PROPERTY LIABILITY INS. COVERAGE 11/1/22-10/31/23				
								CHECK	20139 TOTAL:	201,364.00
20140 11/04/2022 PRTD			2168 KIMBALL MIDWEST		100447385	11/01/2022	20220093	11/04/22	74.61	
Invoice: 100447385						NUTS, BOLTS & HARDWARE-R.RIVER FLEET				
Invoice: 100451445					100451445	11/02/2022	20220093	11/04/22	262.80	
						NUTS, BOLTS & HARDWARE-MSR FLEET				
								CHECK	20140 TOTAL:	337.41
20141 11/04/2022 PRTD			2186 KS ASSOCIATES, INC		90129	09/30/2022	20211825	11/04/22	2,102.60	
Invoice: 90129						WENDY PARK NATURE BASED SHORELINE THRU 9/24/22				

A/P CASH DISBURSEMENTS

CASH ACCOUNT: 0000000 100115 HNB CDA Account
 CHECK NO CHK DATE TYPE VENDOR NAME

CHECK NO	CHK DATE	TYPE	VENDOR NAME	VOUCHER	INVOICE	INV DATE	PO	CHECK RUN	NET
						INVOICE DTL DESC			
						CHECK	20141	TOTAL:	2,102.60
20142	11/04/2022	PRTD	2215 LAKETEC COMMUNICATIO	119123	119123	11/01/2022	20220056	11/04/22	77.42
Invoice: 119123						SENECA TELE.SYS.SERVICE CONTRACT-NOV 2022			
						CHECK	20142	TOTAL:	77.42
20143	11/04/2022	PRTD	2216 LAKEWOOD UTILITY BIL	20259-19302	20259-19302	11/03/2022	20220057	11/04/22	17.70
Invoice: 20259-19302						WATER/SEWER 9/15-10/15/22			
Invoice: 20261-19304						WATER/SEWER 9/15-10/15/22			
						CHECK	20143	TOTAL:	849.60
20144	11/04/2022	PRTD	2266 CHRISTINA F. LONDRIC	10/3/22-10/26/22	10/3/22-10/26/22	11/01/2022	20220208	11/04/22	856.00
Invoice: 10/3/22-10/26/22						LEGAL SERVICES			
						CHECK	20144	TOTAL:	856.00
20145	11/04/2022	PRTD	560 MD SOLUTIONS	0049268	0049268	10/20/2022	20221292	11/04/22	16,360.00
Invoice: 0049268						WAYFINDING SIGN PROJECT			
						CHECK	20145	TOTAL:	16,360.00
20146	11/04/2022	PRTD	2336 MEDINA SUPPLY CO	2468286	2468286	10/25/2022	20221327	11/04/22	1,340.00
Invoice: 2468286						CONCRETE BID 6621			
						CHECK	20146	TOTAL:	1,340.00
20147	11/04/2022	PRTD	2349 MICHAEL BAKER INTERN	1161869	1161869	10/27/2022	20220344	11/04/22	5,833.15
Invoice: 1161869						GARFIELD REPAVING			
						CHECK	20147	TOTAL:	5,833.15
20148	11/04/2022	PRTD	8915 EVERSTREAM SOLUTIONS	E-2211011616297	E-2211011616297	11/01/2022	20183893	11/04/22	608.00
Invoice: E-2211011616297						NTERNET ACCESS PORT FEE 11/1/22-11/30/22			
						CHECK	20148	TOTAL:	608.00
20149	11/04/2022	PRTD	597 MORGAN LINEN	1626231	1626231	10/25/2022	20220194	11/04/22	152.38
Invoice: 1626231						TOWELS/LINENS-ENM			

A/P CASH DISBURSEMENTS

CASH ACCOUNT: 0000000 100115 HNB CDA Account
 CHECK NO CHK DATE TYPE VENDOR NAME

CHECK NO	CHK DATE	TYPE	VENDOR NAME	VOUCHER	INVOICE	INV DATE	PO	CHECK RUN	NET
						INVOICE DTL DESC			
								CHECK 20149 TOTAL:	152.38
20150	11/04/2022	PRTD	605 MULTI FLOW DISPENSER		1006680	10/19/2022	20220259	11/04/22	28.50
			Invoice: 1006680					STA-FULL PROGRAM-MERWINS	
								CHECK 20150 TOTAL:	28.50
20151	11/04/2022	PRTD	2443 NORTHEAST OHIO REGIO		2818009380	10/20/2022	20220106	11/04/22	76.67
			Invoice: 2818009380					SEWER 9/17-10/19/22	
			Invoice: 7135950001		7135950001	10/20/2022	20220106	11/04/22	820.04
								SEWER 9/17-10/19/22	
			Invoice: 8079858799		8079858799	10/25/2022	20220106	11/04/22	21.20
								SEWER 9/22-10/22/22	
								CHECK 20151 TOTAL:	917.91
20152	11/04/2022	PRTD	2479 NORTHERN HASEROT		513755	10/27/2022	20220090	11/04/22	538.96
			Invoice: 513755					CONCESSION SS 6616-MERWINS	
								CHECK 20152 TOTAL:	538.96
20153	11/04/2022	PRTD	2479 BRANDT MEAT COMPANY		513756	10/27/2022	20220090	11/04/22	147.18
			Invoice: 513756					RESTAURANT SS#6616-MERWINS	
			Invoice: 516314		516314	10/28/2022	20220090	11/04/22	47.86
								RESTAURANT SS#6616-MERWINS	
								CHECK 20153 TOTAL:	195.04
20154	11/04/2022	PRTD	2499 OCCUPATIONAL HEALTH		903931948	10/19/2022	20210814	11/04/22	184.00
			Invoice: 903931948					EMPLOYMENT EXPENSE 10/12-10/13/22	
								CHECK 20154 TOTAL:	184.00
20155	11/04/2022	PRTD	2525 OHIO CAT		RR0000037865	10/06/2022	20221196	11/04/22	1,675.00
			Invoice: RR0000037865					MINI EXCAVATOR RENTAL	
								CHECK 20155 TOTAL:	1,675.00
20156	11/04/2022	PRTD	4521 P & W GOLF SUPPLY		INV99845	08/25/2022	20220750	11/04/22	7,784.92
			Invoice: INV99845					DRIVING RANGE MATS	

A/P CASH DISBURSEMENTS

CASH ACCOUNT: 0000000 100115 HNB CDA Account
 CHECK NO CHK DATE TYPE VENDOR NAME

CHECK NO	CHK DATE	TYPE	VENDOR NAME	VOUCHER	INVOICE	INV DATE	PO	CHECK RUN	NET
						INVOICE DTL DESC			
						CHECK	20156	TOTAL:	7,784.92
20157	11/04/2022	PRTD	10570 BOYAS AGGREGATES		789365A	10/13/2022	20211088	11/04/22	4,560.00
Invoice: 789365A						TOPSOIL	BID 6565-SITE		
Invoice: 789788A						789788A	10/24/2022	20211088 11/04/22	1,254.00
						TOPSOIL	BID 6565-SITE		
Invoice: 789850A						789850A	10/25/2022	20211088 11/04/22	836.00
						TOPSOIL	BID 6565-SITE		
						CHECK	20157	TOTAL:	6,650.00
20158	11/04/2022	PRTD	2658 PITNEY BOWES INC		1021684331	10/08/2022	20220440	11/04/22	276.00
Invoice: 1021684331						CONNECT	+ FEES		
						CHECK	20158	TOTAL:	276.00
20159	11/04/2022	PRTD	8741 PRECISION INDUSTRIAL		995991	11/02/2022	20221164	11/04/22	1,051.05
Invoice: 995991						CARPET	CLEANING-AUG,SEPT,OCT		
Invoice: 995992						995992	11/02/2022	20220384 11/04/22	750.00
						FLOOR	CLEANING-AUG,SEPT,OCT		
						CHECK	20159	TOTAL:	1,801.05
20160	11/04/2022	PRTD	8954 REGENTS OF THE UNIVE		0150018720	10/07/2022	20211916	11/04/22	4,555.39
Invoice: 0150018720						BIOINFORMATICS	SERVICES		
						CHECK	20160	TOTAL:	4,555.39
20161	11/04/2022	PRTD	2773 REPOS INC.		2209-110201	10/07/2022	20210537	11/04/22	3,165.03
Invoice: 2209-110201						POLE	BANNERS		
						CHECK	20161	TOTAL:	3,165.03
20162	11/04/2022	PRTD	6311 SANSON PRODUCE		00766258	10/18/2022	20220460	11/04/22	217.53
Invoice: 00766258						CONCESSION	SS 6616-SLEEPY		
Invoice: 00770133						00770133	10/26/2022	20220460 11/04/22	282.68
						CONCESSION	SS 6616-SLEEPY		
Invoice: 00770262						00770262	10/26/2022	20220114 11/04/22	235.93
						CONCESSION	SS 6616-MERWINS		
						00770265	10/26/2022	20220114 11/04/22	8.60

A/P CASH DISBURSEMENTS

CASH ACCOUNT: 0000000 100115 HNB CDA Account
 CHECK NO CHK DATE TYPE VENDOR NAME

CHECK NO	CHK DATE	TYPE	VENDOR NAME	VOUCHER	INVOICE	INV DATE	PO	CHECK RUN	NET
						INVOICE DTL DESC			
Invoice: 00770265						CONCESSION SS 6616-MERWINS			
Invoice: 00771950	20163	11/04/2022	PRTD	825 SERVICE WET GRINDING	346232	10/29/2022	20220114	11/04/22	322.19
						CONCESSION SS 6616-MERWINS			
						CHECK	20162	TOTAL:	1,066.93
20163	11/04/2022	PRTD	825 SERVICE WET GRINDING	346232		10/21/2022	20220045	11/04/22	24.50
Invoice: 346232						KNIFE SERVICE-MERWINS			
						CHECK	20163	TOTAL:	24.50
20164	11/04/2022	PRTD	832 SHELLY MATERIALS, IN	2456163		10/05/2022	20220867	11/04/22	344.14
Invoice: 2456163						AGGREGATE BID 6566			
						CHECK	20164	TOTAL:	344.14
20165	11/04/2022	PRTD	5988 SIMEX IWERKS ENTERTA 949	10/01/22 - 10/31/22	10/01/22 - 10/31/22	11/02/2022		11/04/22	8,536.50
Invoice: 10/01/22 - 10/31/22						4D THEATER			
						CHECK	20165	TOTAL:	8,536.50
20166	11/04/2022	PRTD	884 ALLIED CORPORATION	681824		10/26/2022	20220786	11/04/22	5,459.85
Invoice: 681824						ASPHALT BID 6655-SITE			
						CHECK	20166	TOTAL:	5,459.85
20167	11/04/2022	PRTD	2971 STUDENT CONSERVATION	INV00018009		10/18/2022	20220927	11/04/22	76,767.48
Invoice: INV00018009						SCA SUMMER YOUTH TRAIL CREW			
						CHECK	20167	TOTAL:	76,767.48
20168	11/04/2022	PRTD	3366 SUBSTRATE WEBSOFT LL	CMP017		10/19/2022	20211962	11/04/22	6,875.00
Invoice: CMP017						MAPS BACK-END UPDATES			
Invoice: CMP018				CMP018		10/19/2022	20211423	11/04/22	3,062.50
						APP MTCE			
						CHECK	20168	TOTAL:	9,937.50
20169	11/04/2022	PRTD	11701 AMERICANEAGLE.COM	365072		10/21/2022	20220097	11/04/22	412.50
Invoice: 365072						ENTICO UPGRADE ASSESSMENT THRU 10/21/22-PAYMENT 16			

A/P CASH DISBURSEMENTS

CASH ACCOUNT: 0000000 100115 HNB CDA Account
 CHECK NO CHK DATE TYPE VENDOR NAME

VOUCHER INVOICE

INV DATE PO

CHECK RUN

NET

				INVOICE	DTL	DESC			NET
					CHECK	20169 TOTAL:			412.50
20170	11/04/2022	PRTD	900 SYLVESTER TRUCK & TI	02-254741		10/27/2022 20220669	11/04/22		391.76
	Invoice: 02-254741					TIRES BID 6649			
					CHECK	20170 TOTAL:			391.76
20171	11/04/2022	PRTD	3002 SYSCO FOOD SERVICES	415546160		10/26/2022 20221085	11/04/22		1,217.32
	Invoice: 415546160					CONCESSION COOP 6663-SLEEPY			
	Invoice: 415546342			415546342		10/26/2022 20221085	11/04/22		37.07
	Invoice: 415561477			415561477		11/02/2022 20221085	11/04/22		899.94
	Invoice: 415535256			415535256		10/20/2022 20221063	11/04/22		1,195.86
	Invoice: 415535256*			415535256*		10/20/2022 20220674	11/04/22		33.90
	Invoice: 415547834			415547834		10/27/2022 20221063	11/04/22		1,380.82
	Invoice: 415548154			415548154		10/27/2022 20221063	11/04/22		513.16
					CHECK	20171 TOTAL:			5,278.07
20172	11/04/2022	PRTD	3266 GOODYEAR TIRE & RUBB	073-1093554		10/17/2022 20220675	11/04/22		1,885.92
	Invoice: 073-1093554					TIRES COOP#6649-FLEET			
					CHECK	20172 TOTAL:			1,885.92
20173	11/04/2022	PRTD	3266 GOODYEAR TIRE & RUBB	070-1183016		10/28/2022 20220675	11/04/22		138.91
	Invoice: 070-1183016					TIRES COOP#6649-FLEET			
	Invoice: 070-1183019			070-1183019		10/28/2022 20220675	11/04/22		2,997.80
						TIRES COOP#6649-MSR FLEET			
					CHECK	20173 TOTAL:			3,136.71
20174	11/04/2022	PRTD	10423 PIEROGI LADY, THE	6028		09/24/2021 20200283	11/04/22		170.40
	Invoice: 6028					CONCESSION SS 6307			

A/P CASH DISBURSEMENTS

CASH ACCOUNT: 0000000 100115 HNB CDA Account
 CHECK NO CHK DATE TYPE VENDOR NAME

CHECK NO	CHK DATE	TYPE	VENDOR NAME	VOUCHER	INVOICE	INV DATE	PO	CHECK RUN	NET	
						INVOICE DTL DESC				
						CHECK	20174	TOTAL:	170.40	
20175	11/04/2022	PRTD	934 THOMPSON HINE LLP		3127671	09/23/2022	20220233	11/04/22	16,760.90	
Invoice: 3127671						LEGAL FEES				
Invoice: 3127672						3127672	09/23/2022	20220233	11/04/22	24,036.85
Invoice: 3127685						3127685	09/23/2022	20220233	11/04/22	18,156.70
						LEGAL FEES				
						CHECK	20175	TOTAL:	58,954.45	
20176	11/04/2022	PRTD	10374 TITAN BRANDS		INV2288136	07/01/2022	20221031	11/04/22	2,799.97	
Invoice: INV2288136						ROOT GRAPPLE				
						CHECK	20176	TOTAL:	2,799.97	
20177	11/04/2022	PRTD	3091 TRIMARK		525003	10/27/2022	20220091	11/04/22	357.50	
Invoice: 525003						SMALLWARES-MERWINS				
						CHECK	20177	TOTAL:	357.50	
20178	11/04/2022	PRTD	5665 UNITED RENTALS (NORT		212250017-001	10/24/2022	20220255	11/04/22	832.00	
Invoice: 212250017-001						WASTE TANK PUMP OUT-HERMITS HOLLOW				
Invoice: 204786594-007						204786594-007	10/24/2022	20211010	11/04/22	72.00
						TOILET RENTAL BID 6414-L MET				
Invoice: 212249973-001						212249973-001	10/24/2022	20220255	11/04/22	832.00
						WASTE TANK PUMP OUT-HEMLOCK				
Invoice: 212250047-001						212250047-001	10/24/2022	20220255	11/04/22	364.00
						WASTE TANK PUMP OUT-OVERLOOK				
Invoice: 212250089-001						212250089-001	10/24/2022	20220255	11/04/22	832.00
						WASTE TANK PUMP OUT-EGBERT				
Invoice: 212250170-001						212250170-001	10/24/2022	20220255	11/04/22	364.00
						WASTE TANK PUMP OUT-FORBES				
Invoice: 212250127-001						212250127-001	10/24/2022	20220255	11/04/22	832.00
						WASTE TANK PUMP OUT-WILLIS				
Invoice: 211892488-001						211892488-001	10/19/2022	20210837	11/04/22	200.00
						TOILET RENTAL BID 6414-CANALWAY				
Invoice: 211382110-001						211382110-001	10/19/2022	20210795	11/04/22	280.00

A/P CASH DISBURSEMENTS

CASH ACCOUNT: 0000000 100115 HNB CDA Account
 CHECK NO CHK DATE TYPE VENDOR NAME

CHECK NO	CHK DATE	TYPE	VENDOR NAME	VOUCHER	INVOICE	INV DATE	PO	CHECK RUN	NET
						INVOICE DTL DESC			
			Invoice: 211382110-001						
			Invoice: 205561677-006		205561677-006	10/23/2022	20210837	11/04/22	115.00
			Invoice: 205561633-006		205561633-006	10/23/2022	20210795	11/04/22	1,020.00
			Invoice: 212194705-001		212194705-001	10/20/2022	20220289	11/04/22	1,664.00
			Invoice: 204591725-007		204591725-007	10/22/2022	20220144	11/04/22	115.00
			Invoice: 195252993-017		195252993-017	10/07/2022	20210883	11/04/22	115.00
			Invoice: 192541954-019		192541954-019	08/03/2022	20210883	11/04/22	195.00
			Invoice: 192542262-019		192542262-019	08/03/2022	20210883	11/04/22	195.00
			Invoice: 192542283-020		192542283-020	08/03/2022	20210883	11/04/22	115.00
			Invoice: 195252993-015		195252993-015	08/08/2022	20210883	11/04/22	115.00
			Invoice: 195510854-016		195510854-016	09/25/2022	20210883	11/04/22	115.00
			Invoice: 192541954-021		192541954-021	10/02/2022	20210883	11/04/22	195.00
								CHECK 20178 TOTAL:	8,567.00
			20179 11/04/2022 PRD 3147 UPS						
			Invoice: 0000X30804412		0000X30804412	10/08/2022	20220600	11/04/22	7.25
			Invoice: 0000X30804412		0000X30804412	10/08/2022	20220129	11/04/22	7.62
			Invoice: 0000X30804412		0000X30804412	10/08/2022	20220174	11/04/22	8.00
			Invoice: 0000X30804412		0000X30804412	10/08/2022	20220128	11/04/22	13.03
			Invoice: 0000X30804412		0000X30804412	10/08/2022	20220455	11/04/22	9.10

A/P CASH DISBURSEMENTS

CASH ACCOUNT: 0000000 100115 HNB CDA Account
 CHECK NO CHK DATE TYPE VENDOR NAME

CHECK NO	CHK DATE	TYPE	VENDOR NAME	VOUCHER	INVOICE	INV DATE	PO	CHECK RUN	NET
						INVOICE DTL DESC			
Invoice: 0000X30804412					0000X30804412	10/08/2022	20220168	11/04/22	11.19
						SHIPPING	EXPENSE-LAKEFRONT		
Invoice: 0000X30804412					0000X30804412	10/08/2022	20220161	11/04/22	10.50
						SHIPPING	EXPENSE-POLICE		
Invoice: 0000X30804412					0000X30804412	10/08/2022	20220323	11/04/22	74.96
						SHIPPING	EXPENSE-RETAIL		
Invoice: 0000X30804112					0000X30804112	10/08/2022	20220299	11/04/22	15.28
						SHIPPING	EXPENSE-ZOO GS		
Invoice: 0000X30804422					0000X30804422	10/15/2022	20220600	11/04/22	25.45
						SHIPPING	EXPENSE-ANIMAL CARE		
Invoice: 0000X30804422					0000X30804422	10/15/2022	20220354	11/04/22	13.17
						SHIPPING	EXPENSE-BIG CREEK		
Invoice: 0000X30804422					0000X30804422	10/15/2022	20220275	11/04/22	28.25
						SHIPPING	EXPENSE-ENTERPRISE		
Invoice: 0000X30804422					0000X30804422	10/15/2022	20220378	11/04/22	13.31
						SHIPPING	EXPENSE-EUCLID		
Invoice: 0000X30804422					0000X30804422	10/15/2022	20220769	11/04/22	14.80
						SHIPPING	EXPENSE-FINANCE		
Invoice: 0000X30804422					0000X30804422	10/15/2022	20220174	11/04/22	11.43
						SHIPPING	EXPENSE-GOLF MDSE		
Invoice: 0000X30804422					0000X30804422	10/15/2022	20220360	11/04/22	23.05
						SHIPPING	EXPENSE-GOLF UNIFORMS		
Invoice: 0000X30804422					0000X30804422	10/15/2022	20220455	11/04/22	9.67
						SHIPPING	EXPENSE-HR		
Invoice: 0000X30804422					0000X30804422	10/15/2022	20220271	11/04/22	1,331.75
						EN DELIVERY			
Invoice: 0000X30804422					0000X30804422	10/15/2022	20220318	11/04/22	19.92
						SHIPPING	EXPENSE-MILLSTREAM		
Invoice: 0000X30804422					0000X30804422	10/15/2022	20221202	11/04/22	11.19
						SHIPPING	EXPENSE-P&D		
Invoice: 0000X30804422					0000X30804422	10/15/2022	20220299	11/04/22	26.79
						SHIPPING	EXPENSE-ZOO GS		
Invoice: 0000X30804422					0000X30804422	10/15/2022	20220253	11/04/22	7.25
						SHIPPING	EXPENSE-ZOO MTCE		

A/P CASH DISBURSEMENTS

CASH ACCOUNT: 0000000 100115 HNB CDA Account
 CHECK NO CHK DATE TYPE VENDOR NAME

CHECK NO	CHK DATE	TYPE	VENDOR NAME	VOUCHER	INVOICE	INV DATE	PO	CHECK RUN	NET
					0000X30804412	10/08/2022	20220360	11/04/22	13.16
						INVOICE DTL DESC			
						SHIPPING EXPENSE-GOLF UNIFORMS			
								CHECK 20179 TOTAL:	1,706.12
20180	11/04/2022	PRTD	3177 VERIZON WIRELESS		242043724-00001	10/23/2022	20211186	11/04/22	168.98
			Invoice: 242043724-00001			IPAD SERVICE	9/24-10/23/22		
								CHECK 20180 TOTAL:	168.98
20181	11/04/2022	PRTD	3177 VERIZON WIRELESS		242043724-00003	10/23/2022	20211186	11/04/22	127.19
			Invoice: 242043724-00003			IPAD SERVICE	9/24-10/23/22		
								CHECK 20181 TOTAL:	127.19
20182	11/04/2022	PRTD	3177 VERIZON WIRELESS		342021158-00001	10/23/2022	20211186	11/04/22	169.66
			Invoice: 342021158-00001			IPAD SERVICE	9/24-10/23/22		
								CHECK 20182 TOTAL:	169.66
20183	11/04/2022	PRTD	3177 VERIZON WIRELESS		386113048-00006	10/23/2022	20211186	11/04/22	466.70
			Invoice: 386113048-00006			CELLPHONE	9/24-10/23/22		
								CHECK 20183 TOTAL:	466.70
20184	11/04/2022	PRTD	3177 VERIZON WIRELESS		386113048-00006	10/23/2022		11/04/22	17.99
			Invoice: 386113048-00006			CELLPHONE	9/24-10/23/22		
								CHECK 20184 TOTAL:	17.99
20185	11/04/2022	PRTD	3177 VERIZON WIRELESS		442012861-00001	10/23/2022	20211186	11/04/22	193.49
			Invoice: 442012861-00001			MIFI/IPAD/JETPACK	9/24-10/23/22		
								CHECK 20185 TOTAL:	193.49
20186	11/04/2022	PRTD	3177 VERIZON WIRELESS		242043724-00002	10/23/2022	20211186	11/04/22	62.61
			Invoice: 242043724-00002			IPAD SERVICE	9/24-10/23/22		
								CHECK 20186 TOTAL:	62.61
20187	11/04/2022	PRTD	3177 VERIZON WIRELESS		542045995-00001	10/23/2022	20211186	11/04/22	213.18
			Invoice: 542045995-00001			M2M PARKING LOTS	9/24-10/23/22		

A/P CASH DISBURSEMENTS

CASH ACCOUNT: 0000000 100115 HNB CDA Account

CHECK NO	CHK DATE	TYPE	VENDOR NAME	VOUCHER	INVOICE	INV DATE	PO	CHECK RUN	NET
						INVOICE DTL DESC			
								CHECK 20187 TOTAL:	213.18
20188	11/04/2022	PRTD	3177 VERIZON WIRELESS		242043724-00006	10/23/2022	20211186	11/04/22	38.11
			Invoice: 242043724-00006					IPAD SERVICE 9/24-10/23/22	
								CHECK 20188 TOTAL:	38.11
20189	11/04/2022	PRTD	1003 WALTER H. DRANE COMP		17245	05/31/2022	20220001	11/04/22	1,787.43
			Invoice: 17245					HOSTING AND UPDATING REGULATIONS	
								CHECK 20189 TOTAL:	1,787.43
20190	11/04/2022	PRTD	3204 WARNER/CHAPPELL PROD		I-171842	10/28/2022	20220782	11/04/22	2,000.00
			Invoice: I-171842					ADVERTISING SS 6626	
								CHECK 20190 TOTAL:	2,000.00
20191	11/04/2022	PRTD	12787 WATERWAY CARWASH		6/23,8/17,10/27/22	11/01/2022	20221080	11/04/22	21.00
			Invoice: 6/23,8/17,10/27/22					CAR WASHES	
			Invoice: 10/27/22		10/27/22	11/01/2022	20221080	11/04/22	7.00
								CAR WASH	
								CHECK 20191 TOTAL:	28.00
20192	11/04/2022	PRTD	3264 WINDSTREAM		330-278-4544	10/25/2022	20220107	11/04/22	218.54
			Invoice: 330-278-4544					TELEPHONE 10/22-11/21/22	
			Invoice: 330-278-4691		330-278-4691	10/25/2022	20220107	11/04/22	54.61
								TELEPHONE 10/22-11/21/22	
			Invoice: 330-278-7618		330-278-7618	10/25/2022	20220107	11/04/22	73.02
								TELEPHONE 10/22-11/21/22	
								CHECK 20192 TOTAL:	346.17
20193	11/04/2022	PRTD	1033 WKYC		2463089-3	09/18/2022	20220961	11/04/22	4,420.00
			Invoice: 2463089-3					ADVERTISING SS 6626	
			Invoice: 2464128-1		2464128-1	09/25/2022	20220961	11/04/22	1,360.00
								ADVERTISING SS 6626	
			Invoice: 2464129-5		2464129-5	09/25/2022	20220961	11/04/22	2,358.75
								ADVERTISING SS 6626	

A/P CASH DISBURSEMENTS

CASH ACCOUNT: 0000000 100115 HNB CDA Account

CHECK NO	CHK DATE	TYPE	VENDOR NAME	VOUCHER	INVOICE	INV DATE	PO	CHECK RUN	NET
						INVOICE DTL DESC			
						CHECK	20193	TOTAL:	8,138.75
20194	11/04/2022	PRTD	1033 WKYC.COM		2463237-4	09/25/2022	20220961	11/04/22	400.00
Invoice: 2463237-4						ADVERTISING SS 6626			
Invoice: 2463264-1						2463264-1		09/25/2022 20220961 11/04/22	500.00
Invoice: 2463227-3						2463227-3		09/25/2022 20220961 11/04/22	2,000.00
						CHECK	20194	TOTAL:	2,900.00
20195	11/04/2022	PRTD	3284 WOODLAND PARK ZOO		TKCP2022CMPZ	10/13/2022	20221393	11/04/22	300.00
Invoice: TKCP2022CMPZ						TREE ROO MICROBIOME STUDY			
						CHECK	20195	TOTAL:	300.00
20196	11/04/2022	PRTD	1038 WOODY WAREHOUSE NURS		195736	10/18/2022	20220722	11/04/22	16,954.90
Invoice: 195736						PLANT MATERIAL SS 6625			
						CHECK	20196	TOTAL:	16,954.90
20197	11/04/2022	PRTD	8104 XGD SYSTEMS, LLC		22-034A	09/27/2022	20221210	11/04/22	24,533.80
Invoice: 22-034A						DRAINAGE SYSTEM			
						CHECK	20197	TOTAL:	24,533.80
20198	11/04/2022	PRTD	3294 YELLOW DOG SOFTWARE		INV-017831	11/01/2022	20183001	11/04/22	82.16
Invoice: INV-017831						INVENTORY SOFTWARE-EBH NAT SHOP			
Invoice: INV-017946						INV-017946		11/01/2022 20183001 11/04/22	403.42
						INVENTORY SOFTWARE-NAT SHOP			
						CHECK	20198	TOTAL:	485.58
20199	11/04/2022	PRTD	3735 ZIEBART OF OHIO		180823	10/19/2022	20221065	11/04/22	350.00
Invoice: 180823						RUST PROTECTION			
						CHECK	20199	TOTAL:	350.00

A/P CASH DISBURSEMENTS

NUMBER OF CHECKS 122 *** CASH ACCOUNT TOTAL *** 727,841.04

	COUNT	AMOUNT
TOTAL PRINTED CHECKS	122	727,841.04

*** GRAND TOTAL *** 727,841.04

JP Morgan Mastercard and Travel Mastercard

10/1/22-10/31/22

Merchant Name	Merchant Category Code Name	Transaction Amount
1LNCLN PRK ZOO Total	Eating Places, Restaurants	\$7.15
4IMPRINT, INC Total	Direct Marketing-	\$3,051.15
4TE*CULLIGAN OF CLEVEL Total	Plumbing And Heating Equipment And Supplies	\$64.95
7SHIFTS Total	Computer Software Stores	\$72.76
96845 - MEMORIAL GARAG Total	Automobile Parking Lots	\$16.00
A BETTER TRUCK CAP & H Total	Automotive Parts, Accessories Stores	\$15.00
ABC EQUIPMENT RENTAL A Total	Rentals-Tools, Equipment and Furniture Automotive Parts, Accessories Stores	\$87.96
ABEL TRUCK PARTS Total	Stores	\$3,149.23
ABM 200 PUBLIC SQ GARA Total	Automobile Parking Lots	\$20.00
ACE 51 INDEPENDENCE Total	Hardware Stores	\$369.55
ACE 65 KAMM'S CORNER Total	Hardware Stores	\$103.92
ACME NO. 20 Total	Grocery Stores, Supermarkets Stationery, Office & School	\$100.31
ACORN NATURALISTS Total	Supply Stores	\$840.26
ACTION DOOR BROOKLYN Total	Industrial Supplies, Specialty Retail Stores-	\$168.00
ACTION LIGHTING 1 Total	Miscellaneous	\$243.95
ACTIVE PLUMBING Total	Plumbing And Heating Equipment And Supplies	\$46.87
ACUSHNET BILLTRUST Total	Sporting Goods Stores	\$1,663.58
ADOBE CREATIVE CLOUD Total	Computer Software Stores	\$52.99
ADOBE STOCK Total	Computer Software Stores	\$59.98
ADVANCE AUTO PARTS #75 Total	Automotive Parts, Accessories Stores	\$82.45
ADVANCE DOOR COMPANY Total	Durable Goods,	\$345.25
ADVANCED TELEMETRY SYS Total	Electrical Parts And Equipment Stores	\$3,807.00
ADW Total	Stores	\$1,526.26
AFP CVENT Total	Membership Organization,	\$149.00
Total	Commercial Equipment,	\$666.82
Total	Dealersnotclass	\$19.75
AIRGAS USA, LLC Total	Electric,Gas,Water,Telephone,S	\$1,891.78
Total	Services	\$68.00
Total	Commercial Equipment,	\$854.45
Total	Supplies	\$17.00
Total	Merchants	\$76.79
Total	whereClassified	\$2,900.00
Total	Commercial Equipment,	\$44.61
AM LEONARD Total	Catalog &Retail Merchants	\$2,044.82
Total	Business Services	\$76.95
Total	Book Stores	\$58.99

Total	Book Stores	\$36.00
Total	Book Stores	\$58.40
Total	Book Stores	\$96.33
Total	Book Stores	\$14.89
Total	Book Stores	\$100.39
Total	Book Stores	\$89.82
Total	Book Stores	\$36.96
Total	Book Stores	\$54.06
Total	Book Stores	\$110.83
Total	Book Stores	\$31.58
Total	Book Stores	\$32.89
Total	Book Stores	\$45.89
Total	Book Stores	\$749.99
Total	Book Stores	\$7.99
Total	Book Stores	\$35.89
Total	Book Stores	\$59.96
Total	Book Stores	\$47.99
Total	Book Stores	\$130.93
Total	Book Stores	\$54.99
Total	Book Stores	\$177.07
Total	Book Stores	\$153.78
Total	Book Stores	\$243.79
Total	Book Stores	\$94.77
Total	Book Stores	\$597.67
Total	Book Stores	\$10.64
Total	Book Stores	\$110.84
Total	Book Stores	\$83.85
Total	Book Stores	\$20.54
Total	Book Stores	\$24.43
Total	Book Stores	\$5.44
Total	Book Stores	\$10.36
Total	Book Stores	\$24.17
Total	Book Stores	\$23.70
Total	Book Stores	\$75.21
Total	Book Stores	\$41.96
Total	Book Stores	\$71.74
Total	Book Stores	\$33.62
Total	Book Stores	\$15.94
Total	Book Stores	\$27.79
Total	Book Stores	\$175.99
Total	Book Stores	\$45.28
Total	Book Stores	\$244.52
Total	Book Stores	\$10.89
Total	Book Stores	\$164.95
Total	Book Stores	\$46.36
Total	Book Stores	\$12.11
Total	Book Stores	\$13.88
Total	Book Stores	\$128.17
Total	Book Stores	\$9.67
Total	Book Stores	\$292.98
Total	Book Stores	\$37.25
Total	Book Stores	\$17.31
Total	Book Stores	\$38.31
Total	Book Stores	\$249.99
Total	Book Stores	\$9.98
Total	Book Stores	\$568.56
Total	Book Stores	\$8.99

Total	Book Stores	\$398.56
Total	Book Stores	\$2.10
Total	Book Stores	\$989.70
Total	Book Stores	\$460.99
Total	Book Stores	\$71.81
Total	Book Stores	\$548.70
Total	Book Stores	\$17.31
Total	Book Stores	\$21.90
Total	Book Stores	\$212.03
Total	Book Stores	\$52.72
Total	Book Stores	\$13.60
Total	Book Stores	\$35.94
Total	Book Stores	\$153.15
Total	Book Stores	\$51.59
Total	Book Stores	\$104.10
Total	Book Stores	\$1,638.00
Total	Book Stores	\$44.95
Total	Book Stores	\$177.70
AMERICAN AIRLINES Total	AMERICAN AIRLINES	\$394.20
Total	Automotive Service Shops	\$567.80
AMK CLEVELAND ZOO Total	Caterers	\$5,913.09
AMZ*BABY DOPPLER Total	Hobby, Toy & Game Shops	\$159.60
AMZN MKTP US Total	Book Stores	\$34,546.93
Total	Book Stores	-\$698.01
ANIMAL GENETICS INC Total	Medical)	\$35.00
ANTIGUA ONLINE Total	Clothing-Sports, Riding Apparel	\$690.50
Total	Eating Places, Restaurants	\$39.49
Total	Eating Places, Restaurants	\$17.95
APPLE.COM/BILL Total	Large Digital Goods Merchant	\$60.67
APPLIED IND TECH 2130		
Total	Industrial Supplies,	\$64.92
AQUA DOC LAKE & POND M	Landscaping And Horticultural	
Total	Services	\$255.00
ASCE PURCHASING Total	Membership Organization,	\$280.00
ASE TEST FEES Total	Educational Services,	\$268.00
ASSOC OF ZOOS & AQUAR		
Total	Membership Organization,	\$95.00
ASSOCIATION OF FUNDRAI		
Total	Membership Organization,	\$0.00
AUTO PARTS OF CHESTERL	Automotive Parts, Accessories	
Total	Stores	\$20.90
AUTOZONE #1784 Total	Stores	\$8.99
Total	Stores	\$5,034.70
AZTEC STEEL Total	Miscellaneous	\$732.50
BAKER VEHICLE SYSTEMS		
Total	Commercial Equipment,	\$2,550.10
Total	Miscellaneous	\$37.99
	Specialty Retail Stores-	
BATTERIES PLUS #0139 Total	Miscellaneous	\$396.60
BEI SUP AND RENTAL Total	Hardware Stores	\$38.97
BENJAMIN STEEL COMPANY		
Total	Industrial Supplies,	\$515.33
BEST TRUCK EQUIPMENT I	Rentals-Tools, Equipment and	
Total	Furniture	\$2,182.25
BET PHARM Total	Veterinary Services	\$394.20

BIG D LUMBER COMPANY	Lumber & Building Materials	
Total	Stores	\$322.00
	Pet Shops - Pet Foods & Supply	
BIG DEES TACK Total	Stores	\$410.99
BIG MET CONCESSIONS		
Total	Government Services,	\$175.00
BLANK PARK ZOO - MOTO	Charitable And Social Service	
Total	Organizations	\$59.00
BLAZE PIZZA ERIE Total	Fast Food Restaurants	\$29.04
BLUE FALLS CAR WASH -		
Total	Car Washes	\$14.00
BOB GILLINGHAM FORD	Automobile & Truck Dealer -	
Total	New & Used	\$707.94
BOEHRINGER INGELHEIM A	Lab,Medical,Dental,Ophthalmic,H	
Total	osp Equip&Supplies	\$461.66
	Chemical&Allied Product,Not	
BOND CHEMICALS INC Total	Elsewhere Class	\$1,762.81
BONNIE SPEED DELIVERY		
Total	Business Services	\$49.06
	Automotive,Aircraft&Farm Equip	
BORN IMPLEMENT LLC Total	Dealersnotclass	\$3,310.00
	Utilities-	
BOYAS EXCAVATING Total	Electric,Gas,Water,Telephone,S	\$615.60
BREMEC GARDEN CENTER	Nurseries, Lawn & Garden	
Total	Supply Stores	\$1,160.59
BRENT & BECKY S BULBS	Florist Supplies, Nursery Stock	
Total	And Flowers	\$188.10
	Men's & Women's Clothing	
BRODER BROS., CO Total	Stores	\$6,350.23
BRUDER BUILDING MATERI	Lumber & Building Materials	
Total	Stores	\$90.00
	Lab,Medical,Dental,Ophthalmic,H	
BTS*AMBU INC Total	osp Equip&Supplies	\$52.50
BUFFER PUBLISH SBP MO	Miscellaneous Publishing And	
Total	Printing	\$89.10
	Automotive Parts, Accessories	
BULLDOG BATTERY Total	Stores	\$79.99
	Lab,Medical,Dental,Ophthalmic,H	
BUSHNELL Total	osp Equip&Supplies	\$243.08
C & L SHOES Total	Shoe Stores	\$764.86
CALEA INC. Total	Membership Organization,	\$4,346.00
	Specialty Retail Stores-	
CALL 2 RECYCLE Total	Miscellaneous	\$55.00
CAR PARTS WAREHOUSE 4	Automotive Parts, Accessories	
Total	Stores	\$633.12
CAR PARTS WAREHOUSE 5	Automotive Parts, Accessories	
Total	Stores	\$128.63
	Automotive Parts, Accessories	
CARQUEST 9306 Total	Stores	\$133.99
CASE WESTERN RESERVE U	College, Universities,	
Total	Professional Schools	\$2,085.00
CENTERRA STORE - RAVEN	Specialty Retail Stores-	
Total	Miscellaneous	\$99.06
CHAMPION LIGHTING AND	Pet Shops - Pet Foods & Supply	
Total	Stores	\$332.01
CHAMP'S AUTO BODY Total	Automotive Body Repair Shops	\$958.00
CHEMSAFE INTERNATIONAL	Chemical&Allied Product,Not	
Total	Elsewhere Class	\$190.00
	Pet Shops - Pet Foods & Supply	
CHEWY.COM Total	Stores	\$499.57
CHIPOTLE 0686 Total	Fast Food Restaurants	\$9.92

CHUCK'S CUSTOM Total	Automotive Service Shops	\$46.00
CINTAS CORP Total	Business Services	\$570.28
CIRCLE K # 02275 Total	Gasoline Service Stations	\$35.00
CITY APPAREL Total	Clothing,Apparel&Accessory	
	Shop-Miscellaneous	\$5,690.93
CLARK 3629 Total	Automated Fuel Dispensers	\$14.36
CLEVE STEEL TOOL Total	Industrial Supplies,	\$1,410.50
CLEVELAND DOOR		
CONTROL Total	Commercial Equipment,	\$355.42
Total	Equipment And Supplies	\$2,459.66
Total	Stores	\$483.76
Total	Construction Materials,	\$7,756.44
ZO Total	Shops	\$240.00
Total	Golf Courses - Public	\$38.83
Total	Industrial Supplies,	\$1,152.00
Total	Hardware Stores	\$399.87
Total	Membership Organization,	\$4,515.00
CLIFTON DINER BAR Total	Alcoholic Beverages	\$24.41
Total	Offices	\$615.00
CLOUDINARY LTD Total	Data Processing Services	\$99.00
Total	Stores	\$2,575.00
Total	Commercial Equipment,	\$8,683.46
COOPP Total	Membership Organization,	\$40.00
Total	Stores	\$39.99
CORE & MAIN - OH036 Total	Equipment And Supplies	\$1,885.93
COWBOY JACKS Total	Eating Places, Restaurants	\$33.46
Total	osp Equip&Supplies	\$414.43
Total	Continuity/Subscription	\$187.00
CROWLEY MARINE Total	Supplies	\$678.93
Total	Janitorial Services	\$112.02
CURIO HOTELS Total	Curio Hotels	\$1,334.99
Total	Electrical Parts And Equipment	\$474.00
Total	Dealersnotclass	\$261.88
Total	Stores	\$402.20
Total	Automobile Parking Lots	\$20.00
COMPA Total	Offices	\$75.00
CVS/PHARMACY #03314 Total	Drug Stores, Pharmacies	\$184.02
CVS/PHARMACY #03340 Total	Drug Stores, Pharmacies	\$1.13
CVS/PHARMACY #04034 Total	Drug Stores, Pharmacies	\$5.98
Total	Automotive Service Shops	\$960.19
Total	osp Equip&Supplies	\$1,000.91
Total	Commercial Equipment,	\$421.00
Total	Miscellaneous	\$3,383.92
Total	Grocery Stores, Supermarkets	\$28.93
Total	Grocery Stores, Supermarkets	\$5.29
Total	Grocery Stores, Supermarkets	\$69.47
DAVIS TREE FARM Total	Supply Stores	\$7,069.75
Total	Miscellaneous	\$195.00
Total	New & Used	\$234.55
DELTA Total	DELTA	\$623.49
DHL Total	Ground,Freight Forwarder	\$590.75
DINAS PIZZA & PUB Total	Alcoholic Beverages	\$188.22
Total	Grocery Stores, Supermarkets	\$61.39
DISCOUNT TAPE 'N RO Total	WritingPaper	\$77.65
DISTILLATA Total	Miscellaneous	\$9.00
DM MERCHANDISING Total	Non-Durable Goods,	\$1,076.10

Total	and Sanitation Prep	\$805.42
DOLLAR TREE Total	Variety Stores	\$63.75
DOMINION ENERGY Total	Electric,Gas,Water,Telephone,S	\$2,370.31
Total	Supplies	\$280.00
DRI*GALLUP Total	Computer Software Stores	\$5,000.00
DRI*UPRINTING Total	WritingPaper	\$1,384.31
DRIVEWAY MARKERS Total	Durable Goods,	\$285.00
Total	Commerce/Information Services	\$119.88
Total	Elsewhere)	\$1,019.60
Total	Family Clothing Stores	\$322.40
Total	whereClassified	\$130.00
DUNGAREES LLC Total	Stores	\$119.99
DXE MEDICAL INC Total	osp Equip&Supplies	\$1,610.00
EARTHWORDS MOBILE Total	Government Services,	\$151.97
Total	Eating Places, Restaurants	\$104.47
Total	Business Services	\$1,595.80
EBAY O*26-09226-47865 Total	Department Stores	\$52.53
Total	Business Services	\$201.25
EID LTD PAYPAL Total	Incl. Telephone Sales	\$908.21
EIG Total	Continuity/Subscription	\$709.00
Total	Graphics	\$50.00
ELEVATE PACKAGING Total	Business Services	\$17.90
ELGIN SHELL Total	Automated Fuel Dispensers	\$150.00
COMPA Total	Eating Places, Restaurants	\$21.03
ELSEVIER INC. Total	Newspapers	\$299.67
ENVATO 63906581 Total	Advertising Services	\$18.00
Total	Other Dry Goods	\$387.91
Total	Shop-Miscellaneous	\$180.00
Total	whereClassified	\$336.00
EVENT SOURCE Total	Furniture	\$745.96
Total	Computer Software Stores	\$225.00
Total	Computer Software Stores	\$225.00
EXPLORETOCK.COM Total	Eating Places, Restaurants	\$199.00
Total	Tolls, Road And Bridge Fees	\$322.89
FACEBK 2ULNEHBLW2 Total	Advertising Services	\$900.00
FACEBK 5SC4FHPLW2 Total	Advertising Services	\$900.00
FACEBK A4EX9JXLW2 Total	Advertising Services	\$231.92
FACEBK BG6XRHTLW2 Total	Advertising Services	\$900.00
FACEBK DLJQPH3LW2 Total	Advertising Services	\$899.68
FACEBK KYBAAHBLW2 Total	Advertising Services	\$900.00
FACEBK QLAGUH3LW2 Total	Advertising Services	\$471.45
FACEBK UZVPBH3MW2 Total	Advertising Services	\$900.00
Total	Equipment And Supplies	\$151.73
Total	Industrial Supplies,	\$261.84
FEDEX Total	Ground,Freight Forwarder	\$902.49
FENCE ONE Total	Miscellaneous	\$1,229.82
FERGUSON ENTS 1953 Total	Equipment And Supplies	\$823.18
FIND IT PARTS Total	Stores	\$249.35
Total	Stores	\$154.77
Total	Stores	\$539.01
Total	Stores	\$279.53
FLUKERFARMS.COM Total	Stores	\$35.62
Total	Government Services,	\$187.50
FOR PETS SAKE LLC Total	Non-Durable Goods,	\$46.98
Total	Durable Goods,	\$291.80
Total	Membership Organization,	\$85.00
Total	Graphics	\$2,665.00

FOUR O CORPORATION Total	Elsewhere Class	\$276.34
Total	Four Points Hotels	\$409.68
FRANKLIN PLANNER Total	Supply Stores	\$16.15
Total	Furniture	\$166.38
FULL SOURCE LLC Total	Non-Durable Goods,	\$345.25
FUNCTIONAL BUILDING Total	Non-Durable Goods,	\$690.00
Total	Supply Stores	\$63.93
GANZ-ON-LINE PMTS Total	Other Dry Goods	\$421.20
Total	Hardware Stores	\$15.99
Total	Automotive Tire Stores	\$844.45
GEHL FOODS INC Total	Food Stores	\$99.00
Total	Drug Stores, Pharmacies	\$979.94
GEMPLER'S Total	Non-Durable Goods,	\$165.51
GEO Total	Durable Goods,	\$276.00
GFS STORE #0512 Total	Grocery Stores, Supermarkets	\$475.45
GFS STORE #0600 Total	Grocery Stores, Supermarkets	\$439.52
GFS STORE #0954 Total	Grocery Stores, Supermarkets	\$273.40
GFS STORE #1517 Total	Grocery Stores, Supermarkets	\$86.77
GFS STORE #1925 Total	Grocery Stores, Supermarkets	\$86.51
GFS STORE #1987 Total	Grocery Stores, Supermarkets	\$9.71
GIANT EAGLE #0218 Total	Grocery Stores, Supermarkets	\$71.94
GIANT EAGLE #1635 Total	Grocery Stores, Supermarkets	\$23.01
GIANT EAGLE #4088 Total	Grocery Stores, Supermarkets	\$70.93
GIANT EAGLE #5830 Total	Grocery Stores, Supermarkets	\$17.99
GIANT EAGLE #5831 Total	Grocery Stores, Supermarkets	\$11.07
GIANT-EAGLE #0199 Total	Grocery Stores, Supermarkets	\$7.99
GIANT-EAGLE #0208 Total	Grocery Stores, Supermarkets	\$76.94
GIANT-EAGLE #0216 Total	Grocery Stores, Supermarkets	\$8.76
GIANT-EAGLE #1263 Total	Grocery Stores, Supermarkets	\$17.45
GIANT-EAGLE #6376 Total	Grocery Stores, Supermarkets	\$576.31
GIANT-EAGLE #6381 Total	Grocery Stores, Supermarkets	\$39.79
Total	Industrial Supplies,	\$1,253.87
GLOBAL RESCUE LLC Total	Business Services	\$1,438.00
Total	Non-Durable Goods,	\$810.00
Total	Automotive Service Shops	\$1,271.02
Total	Advertising Services	\$973.22
Total	Advertising Services	\$1,000.00
Total	Membership Organization,	\$195.00
NURSERY Total	Supply Stores	\$105.98
GRAINGER Total	Industrial Supplies,	\$10,914.59
GRANT PROFESSIONALS Total	Management, Consulting & Public Relations Service	\$325.00
GRAYBAR ELECTRIC Total	Electrical Parts And Equipment	\$276.62
GRAYBAR ELECTRIC COMPA Total	Electrical Parts And Equipment	\$2,772.32
GRIMCO INC Total	Durable Goods, Music Stores -	\$4,656.12
GUITAR CENTER #612 Total	Instruments, Pianos, Sheet	\$468.99
HALFMOON EDUCATION Total	Charitable And Social Service Organizations	\$159.00
HALLE GARAGE Total	Automobile Parking Lots	\$13.00
HANOVER ARCHITECTURAL Total	Construction Materials,	\$1,201.52
HARBOR FREIGHT TOOLS 1 Total	Hardware Stores	\$69.98

HARBOR FREIGHT TOOLS 2		
Total	Hardware Stores	\$17.99
HARBOR FREIGHT TOOLS 4		
Total	Hardware Stores	\$864.30
HARBOR FREIGHT TOOLS 5		
Total	Hardware Stores	\$29.99
HARBOR FRIEGHT TOOLS32		
Total	Hardware Stores	\$17.98
	Nurseries, Lawn & Garden	
HARRELLS LLC Total	Supply Stores	\$269.50
HARRINGTON IND PLASTIC	Plumbing And Heating	
Total	Equipment And Supplies	\$1,523.00
HDPE SUPPLY Total	Industrial Supplies,	\$90.99
HEINEN'S GROCERY STORE		
Total	Grocery Stores, Supermarkets	\$283.52
HELMAN'S RADIATOR SERV	Heating, Plumbing, and Air	
Total	Conditioning	\$200.00
HERITAGE CRYSTAL CLEAN	Electrical and Small Appliance	
Total	Repair Shops	\$204.50
HILLCREST AGRITAINMENT		
Total	Tourist Attractions And Exhibits	\$31.00
HILTON HOTELS Total	HILTON HOTELS	\$526.40
HOLIDAY STATIONS 0232		
Total	Automated Fuel Dispensers	\$166.12
HOME SCIENCE TOOLS Total	Educational Services,	\$24.80
	Home Supply Warehouse	
HOMEDEPOT.COM Total	Stores	\$360.82
HOMEWOOD SUITES BY HIL		
Total	HOMEWOOD SUITES	\$699.98
HORNUNG S GOLF PRODS		
Total	Sporting Goods Stores	\$324.63
HUGGETT SOD FARM INC	Florist Supplies, Nursery Stock	
Total	And Flowers	\$16,935.60
HUMMERT INTERNATIONAL		
Total	Non-Durable Goods,	\$51.16
	Automotive Parts, Accessories	
HVAC BRAIN INC. Total	Stores	\$356.00
HYATT ATLANTA MIDTOWN		
Total	HYATT HOTELS	\$291.48
HYATT REGENCY		
COLUMBUS Total	HYATT HOTELS	-\$56.70
IDEXX DISTRIBUTION INC	Lab,Medical,Dental,Ophthalmic,H	
Total	osp Equip&Supplies	\$601.50
IDN HARDWARE SALES-INC		
Total	Durable Goods,	\$2,409.94
IN *AFFORDABLE MULCH &	Landscaping And Horticultural	
Total	Services	\$721.70
IN *ALLELON SYSTEMS IN	SpecialTradeContractor,NotElse	
Total	whereClassified	\$797.50
	Cleaning & Maintenance,	
IN *ASLAN INC Total	Janitorial Services	\$7,833.50
IN *BEREA FARMERS EXCH	Specialty Retail Stores-	
Total	Miscellaneous	\$168.87
IN *BROKEN TRACTOR LLC	Motor Vehicle Supplies And	
Total	New Parts	\$847.92
IN *CAMPBELL EQUIPMENT		
Total	General Merchandise	\$6,507.60
IN *CLASSIC LAMINATION	Professional Services Not	
Total	Elsewhere Defined	\$1,234.74
IN *FABRITECH SOLUTION		
Total	Durable Goods,	\$481.92
IN *GREAT MIAMI OUTFIT		
Total	General Merchandise	\$120.00

IN *IRONMANSUPPLY LLC	Management, Consulting & Public	
Total	Relations Service	\$245.04
IN *JAN-PRO OF GREATER	Cleaning & Maintenance,	
Total	Janitorial Services	\$8,014.24
IN *KULTURECITY Total	Charitable And Social Service	
IN *MARTIN INDUSTRIAL	Organizations	\$594.00
Total	Repair Shops and Related	
IN *MEDINA TURF FARMS	Services - Miscellaneous	\$35.91
Total	Personal Services,	\$3,964.00
IN *NET ELECTRIC Total	Electrical Parts And Equipment	\$18.99
Total	Medical & Dental Laboratories	\$201.60
IN *SHRED RITE LLC Total	Transportation Service,	\$307.23
Total	Elsewhere Defined	\$17.50
IN *UNIVERSITY TEES Total	Graphics	\$7,452.51
Total	Personal Services,	\$48.50
Total	Supplies	\$101.50
INDEPENDENCE OFFICE AN		
Total	Commercial Equipment,	\$8,571.92
Total	Industrial Supplies,	\$364.95
INSTANT PROMOTION Total	Direct Marketing-	\$3,874.25
Total	Miscellaneous	\$1,890.04
TRANSACTION Total	Unknown	\$2.85
ISA Total	Organizations	\$180.00
Total	General Merchandise	\$999.00
JACKSON STREET GARAGE		
Total	Automobile Parking Lots	\$68.00
JENSCO INDUSTRIAL SERV		
Total	Hardware Stores	\$56.00
JERRY PATE TURF AND IR		
Total	Commercial Equipment,	\$2,169.82
JERRYS HOUSE OF KOLORS		
Total	Automotive Body Repair Shops	\$770.00
JMD GEO COMPONENTS		
Total	Industrial Supplies,	\$828.50
	Sewing, Needlework, Fabric &	
JOANN STORES #1907 Total	Piece Goods Stores	\$11.99
JOELLAS CARMEL Total	Eating Places, Restaurants	\$12.54
JOHNSON CONTROLS FIRE		
Total	Protective Services	\$1,678.94
JOHNSTONE - CLEVELAND		
Total	Industrial Supplies,	\$135.74
JONESF FISH HATCHERIES		
Total	Durable Goods,	\$595.00
	Pet Shops - Pet Foods & Supply	
JOSHS FROGS Total	Stores	\$125.94
K O PRESSURE SUPPLY #0		
Total	Industrial Supplies,	\$180.32
K&M INTERNATIONAL INC		
Total	Hobby, Toy & Game Shops	\$2,193.92
KAHOOT! ASA Total	Computer Software Stores	\$468.00
KALINICH FENCE CO INC	Genl Contractors-Residential,	
Total	and Commercial	\$584.05
KAYLINE COMPANY Total	Industrial Supplies,	\$760.74
Total	Stores	\$2,007.55
KEN GANLEY LINCOLN Total	Automobile & Truck Dealer -	
KENWORTH OF RICHFIELD	New & Used	\$3,679.86
Total	Automobile & Truck Dealer -	
	New & Used	\$110.34
KEYSTONE PEST SOLUTION	Nurseries, Lawn & Garden	
Total	Supply Stores	\$1,166.12

KIEFER EQUIPMENT Total	Automotive,Aircraft&Farm Equip Dealersnotclass	\$226.78
KIRK BATTERY CO INC Total	Automotive Parts, Accessories Stores	\$818.60
KLYN NURSERIES INC Total	Florist Supplies, Nursery Stock And Flowers	\$2,741.72
KOEHLER RUBBER & SUPPL Total	Industrial Supplies,	\$82.05
KREDO HARDWARE Total	Hardware Stores	\$43.98
KRISPY KREME 0330 Total	Fast Food Restaurants	\$33.48
KURT S ADLER INC Total	General Merchandise	\$845.75
KWIK KLEEN PARTS WASHE Total	Commercial Equipment, Automotive,Aircraft&Farm Equip	\$252.00
LAKE ERIE GOLF CARS Total	Dealersnotclass Plumbing And Heating	\$48.24
LAKESIDE SUPPLY CO Total	Equipment And Supplies	\$1,189.36
LAMPIRE BIOLOGICAL LAB Total	Testing Laboratories (non- Medical)	\$158.50
Total	Clothing	\$802.38
Total	Construction Materials,	\$342.23
Total	Local/Long Distance	\$159.76
LASTPASS.COM Total	Continuity/Subscription	\$360.00
Total	&Microfilm Equip	\$783.19
LAUREN LANE FAIRE Total	General Merchandise	\$228.50
Total	Food Stores	\$5,230.50
LIBERTY MOUNTAIN Total	Durable Goods,	\$77.10
Total	Sporting Goods Stores	\$142.90
LINDE GAS & EQUIP Total	Welding Repair	\$139.20
Total	Welding Repair	\$306.52
LINDSAY PRECAST INC Total	Concrete Work Contractors	\$2,245.40
LLBEAN-DIRECT Total	Catalog &Retail Merchants	\$332.10
L'NIQUE LINEN Total	Equipment Except Appliances Lumber & Building Materials	\$490.10
LODI LUMBER CO Total	Stores	\$7,985.37
LOKI NETS USA LLC Total	Sporting Goods Stores	\$213.67
LOVE'S #763 Total	Automated Fuel Dispensers Home Supply Warehouse	\$192.52
LOWES #00633 Total	Stores Home Supply Warehouse	\$694.37
LOWES #00770 Total	Stores Home Supply Warehouse	\$3,479.40
LOWES #00907 Total	Stores Home Supply Warehouse	\$719.94
LOWES #01023 Total	Stores Home Supply Warehouse	\$1,092.60
LOWES #01139 Total	Stores Home Supply Warehouse	\$783.38
LOWES #01606 Total	Stores Home Supply Warehouse	\$145.00
LOWES #01642 Total	Stores Home Supply Warehouse	\$115.44
LOWES #02339 Total	Stores	\$1,587.61
LOWES #02450 Total	Stores	\$3,451.83
LOWES #02770 Total	Stores	\$59.88
LOWES #03564 Total	Stores	-\$628.00
LOY INSTRUMENT, INC. Total	Industrial Supplies,	\$27.50
LUCKY'S CLEVELAND Total	Grocery Stores, Supermarkets	\$30.95

LUKE 236 - CITGO Total	Automated Fuel Dispensers	\$77.97
LUTRA CONSULTING Total	Computer Software Stores	\$190.20
Total	Commercial Equipment,	\$462.55
Total	Business Services	\$70.91
Total	Hardware Stores	\$934.45
MARATHON PETRO130260		
Total	Automated Fuel Dispensers	\$140.13
MARC'S BRECKSVILLE Total	Grocery Stores, Supermarkets	\$29.94
MARC'S STRONGSVILLE		
Total	Grocery Stores, Supermarkets	\$19.55
MARIA GARDENS - NORTH	Nurseries, Lawn & Garden	
Total	Supply Stores	\$188.92
MARKET DISTRICT #4086		
Total	Grocery Stores, Supermarkets	\$73.09
MARS ELECTRIC BEDFORD		
Total	Electrical Parts And Equipment	\$46.11
MARS ELECTRIC CLEVELAN		
Total	Electrical Parts And Equipment	\$84.61
MARS ELECTRIC MAYFIELD		
Total	Electrical Parts And Equipment	\$537.28
MARS ELECTRIC MIDDLEBU		
Total	Electrical Parts And Equipment	\$883.98
MARS ELECTRIC WESTLAKE		
Total	Electrical Parts And Equipment	\$5,638.23
Total	Miscellaneous	\$1,681.92
EQUIPME Total	Miscellaneous	\$434.39
MAST LEPLEY SILO, INC		
Total	Hardware Stores	\$65.99
MASTERCPE LLC Total	Schools - Business & Secretarial	\$149.00
MCDONALD'S F14000 Total	Fast Food Restaurants	\$18.30
MCMASTER-CARR Total	Industrial Supplies, Home Supply Warehouse	\$6,380.03
MENARDS 3358 Total	Stores	\$1,012.84
MENYHART PLUMBING Total	Air Conditioning & Refrigeration Repair Shops	\$71.55
MERCODIA INC Total	Lab,Medical,Dental,Ophthalmic,H osp Equip&Supplies	\$2,850.00
MERRICK ENTERPRISES CO		
Total	Industrial Supplies,	\$1,340.59
METROPKS NORTH CHAGRIN		
Total	Government Services,	\$140.00
METROPKS ROCKY RIVER B		
Total	Government Services,	\$53.91
METTLER TOLEDO Total	Industrial Supplies,	\$2,007.13
MICHAELS STORES 4739		
Total	Artists Supply Shops	\$9.99
MICHAELS STORES 5015		
Total	Artists Supply Shops	\$54.95
MIDLAND HARDWARE Total	Construction Materials,	\$108.00
MIDWEST VETERINARY SUP	Lab,Medical,Dental,Ophthalmic,H osp Equip&Supplies	\$6,019.01
Total		
MILES FARMERS MARKET		
Total	Grocery Stores, Supermarkets	\$11.96
MILL SUPPLY INC Total	Commercial Equipment, Stationery,OfficeSupply,Printing/ WritingPaper	\$0.00
MILLCRAFT PAPER Total	Professional Services Not Elsewhere Defined	\$955.25
MILLIPORE Total		\$1,135.39

MINUTEKEY Total	Hardware Stores	\$4.00
MITY-LITE Total	Commercial Equipment,	\$245.03
MIZUNO USA Total	Durable Goods,	\$770.61
MMS GOV SOLUTION LLC Total	Lab,Medical,Dental,Ophthalmic,Hosp Equip&Supplies	\$45.30
MSFT * E0800KIPFV Total	Computer,Computer Peripheral Equipment,Software	\$643.75
MUTT MITT.COM Total	Specialty Cleaning,Polishing and Sanitation Prep	\$391.92
MWE Total	Automotive,Aircraft&Farm Equip Dealersnotclass	\$2,557.61
MWI*VETERINARYSUPPLY Total	Lab,Medical,Dental,Ophthalmic,Hosp Equip&Supplies	\$1,668.91
NAB-CDI, LLC Total	Telecommunications Equipment Incl. Telephone Sales	\$299.00
NAPA STORE 0030002 Total	Automotive Parts, Accessories Stores	\$531.39
NAPA STORE 0030005 Total	Automotive Parts, Accessories Stores	\$308.78
NAPA STORE 0030006 Total	Automotive Parts, Accessories Stores	\$28.33
NAPA STORE 0277025 Total	Automotive Parts, Accessories Stores	\$4,689.40
NAPA STORE 0277040 Total	Automotive Parts, Accessories Stores	\$1,902.54
NAPA(BROOKLYN) Total	Automotive Parts, Accessories Stores	\$610.72
NAS INC Total	Sporting Goods Stores	\$224.00
NATIONAL ASSOC FOR INT Total	Charitable And Social Service Organizations	\$1,560.00
NATIONAL INSITUTE OF G Total	Membership Organization,	\$800.00
NATIONAL TRUCK EQUIPME Total	Specialty Retail Stores-Miscellaneous	\$450.00
NATURAL AREAS ASSOCIAT Total	Membership Organization,	\$49.00
NATURE'S GARDEN CANDLE Total	Artists Supply Shops	\$203.17
NATURES WAY/INTERNET Total	Pet Shops - Pet Foods & Supply Stores	\$1,009.70
NCIT INC Total	Electronic Sales	\$505.00
NETS UNLIMITED INC Total	SpecialTradeContractor,NotElse whereClassified	\$768.00
NIMBELINK CORP Total	Business Services	\$18.00
NORMED Total	Lab,Medical,Dental,Ophthalmic,Hosp Equip&Supplies	\$187.56
NORTH GATEWAY TIRE Total	Automotive Tire Stores	\$541.55
NORTH OLMSTED CHRYSLER Total	Automobile & Truck Dealer - New & Used	\$116.26
NORTH ROYALTON POWER E Total	Automotive,Aircraft&Farm Equip Dealersnotclass	\$603.29
NORTHERN OHIO PGA SECT Total	Membership Organization,	\$50.00
NPC Total	Direct Marketing - Catalog Merchants	\$2,318.48
NRPA OPERATING Total	Government Services,	\$95.00
NUTRIEN AG SOLUTION 13 Total	Agricultural Co-operatives	\$238.00

NUTS.COM, INC. Total	Convenience, Deli, Specialty Food Stores	\$846.43
NVB PLAYGROUNDS OBJECTIVELY REASONABLE Total	Commercial Equipment, Educational Services,	\$685.00 \$300.00
ODA ANIMAL HEALTH OH CHP INTL SOC OF ARB Total	Government Services, Civic, Social & Fraternal Associations	\$88.00 \$345.00
Total	Government Services,	\$11,121.50
OHIO CAT 00 Total	Commercial Equipment,	\$608.73
Total	Commercial Equipment, whereClassified	\$1,076.47 \$808.93
OHIO DESK Total	Business Services	\$450.00
Total	Organizations	\$190.00
OHIO RACK INC Total	Industrial Supplies,	\$375.00
OHIO ST BAR Total	Associations	\$455.00
OHIO TURNPIKE Total	Tolls, Road And Bridge Fees	\$3.00
OHIO PRAIRIE Total	Supply Stores	\$175.00
ONE CLEVELAND CENT CORPORA Total	Automobile Parking Lots Commercial Equipment,	\$14.00 \$349.00
OPENTIP.COM Total	General Merchandise	\$100.38
ORBITZ*72403851492065 Total	Travel Agencies and Tour Operators	\$2.57
O'REILLY AUTO PARTS 23 Total	Automotive Parts, Accessories Stores	\$118.79
O'REILLY AUTO PARTS 33 Total	Automotive Parts, Accessories Stores	\$18.01
O'REILLY AUTO PARTS 39 Total	Automotive Parts, Accessories Stores	\$75.14
O'REILLY AUTO PARTS 58 Total	Automotive Parts, Accessories Stores	\$34.47
OSCAR BRUGMANN SAND & GRA Total	Lumber & Building Materials Stores	\$165.75
OSI HARDWARE Total	Electronic Commerce/Information Services	\$803.28
OSU ESPRESSO-OH Total	College, Universities, Professional Schools	\$7.75
OSU OH WOODLAND STEWAR Total	College, Universities, Professional Schools	\$80.00
OTC BRANDS INC Total	Direct Marketing - Catalog Merchants	\$24.85
OUTWATER PLASTICS IND Total	Industrial Supplies,	\$61.24
PACIFIC LOCK COMPANY Total	Business Services	\$1,351.55
PAINT VALLEY EQUIPMENT Total	Durable Goods,	-\$208.16
PANERA BREAD #203375 O Total	Eating Places, Restaurants	\$137.88
PANERA BREAD #204627 O Total	Eating Places, Restaurants	\$510.34
PANERA BREAD #601658 P Total	Fast Food Restaurants	\$11.98
PARK N FLY CLEVELAND Total	Automobile Parking Lots	\$44.80
PARK COLUMBUS KIOSK Total	Automobile Parking Lots	\$5.00
PARKER STORE OAKWOOD Total	Industrial Supplies,	-\$20.64
PARKER STORE WICKLIF Total	Industrial Supplies,	\$125.25

PARKER STORE BROOKPAR		
Total	Industrial Supplies,	\$156.50
PARKING METERS Total	Automobile Parking Lots	\$2.00
PARMA MARINE Total	Supplies	\$254.92
PARSONS PLUMBING Total	Conditioning	\$772.50
	Miscellaneous Publishing And	
PAYPAL Total	Printing	\$2,096.62
PET SUPPLIES PLUS 0027	Pet Shops - Pet Foods & Supply	
Total	Stores	\$34.08
PET SUPPLIES PLUS 0059	Pet Shops - Pet Foods & Supply	
Total	Stores	\$31.91
PET SUPPLIES PLUS 0083	Pet Shops - Pet Foods & Supply	
Total	Stores	\$8.00
PET SUPPLIES PLUS 0112	Pet Shops - Pet Foods & Supply	
Total	Stores	\$22.94
PET SUPPLIES PLUS 0120	Pet Shops - Pet Foods & Supply	
Total	Stores	\$4.20
PET SUPPLIES PLUS 4362	Pet Shops - Pet Foods & Supply	
Total	Stores	\$16.98
PETITTI GARDEN CEN-BRU	Nurseries, Lawn & Garden	
Total	Supply Stores	\$103.50
PETITTI GARDEN-CASA VE	Nurseries, Lawn & Garden	
Total	Supply Stores	\$437.50
	Pet Shops - Pet Foods & Supply	
PETMOUNTAINCOM Total	Stores	-\$28.47
	Pet Shops - Pet Foods & Supply	
PETSMART # 0526 Total	Stores	\$245.25
	Pet Shops - Pet Foods & Supply	
PETSMART # 0529 Total	Stores	\$42.07
PETSMART # 0532 Total	Stores	\$155.20
	Miscellaneous Publishing And	
PFG*PROFORMA Total	Printing	\$702.91
PING INC Total	Sporting Goods Stores	\$745.49
PIRTEK Total	Commercial Equipment,	\$177.85
PMTCLEVELAND.COM Total	Media- Books+Movies+Music	\$10.00
PNEUDRAULIC POWER Total	Industrial Supplies,	\$366.52
POPEYES 4886 Total	Fast Food Restaurants	\$19.88
PPANO Total	Membership Organization,	\$75.00
Total	Industrial Supplies,	\$1,456.74
Total	Supply Stores	\$418.20
Total	osp Equip&Supplies	\$57.95
Total	Miscellaneous	\$598.00
Total	Tolls, Road And Bridge Fees	\$343.00
R&R PRODUCTS Total	Hardware Stores	\$264.47
Total	Equipment And Supplies	\$85.41
RECONYX, INC Total	Electronic Sales	\$53.17
Total	Equipment And Supplies	\$129.47
REI #168 CLEVELAND Total	Sporting Goods Stores	\$34.75
REI.COM 800-426-4840 Total	Sporting Goods Stores	\$323.85
RESCUE SOURCE Total	General Merchandise	\$553.98
RESERVATION CROWNEPLA	Hotels-Lodging (Not Listed	
Total	Elsewhere)	\$115.97
RESERVATION REDROOFIN	Hotels-Lodging (Not Listed	
Total	Elsewhere)	\$126.44
RESIDENCES AT HANNA LT		
Total	Personal Services,	\$1,950.00

RESTROOM DIRECT HAND D		
Total	Industrial Supplies,	\$82.25
RICHFIELD AUTO PARTS	Home Furnishings and	
Total	Equipment Except Appliances	\$71.04
Total	Towing Services	\$0.00
RMS AQUACULTURE Total	Pet Shops - Pet Foods & Supply Stores	\$126.56
RODENTPRO COM LLC Total	Pet Shops - Pet Foods & Supply Stores	\$1,149.40
ROYALTON ACE Total	Hardware Stores	\$34.95
RUSTY OAK NURSERY Total	Florist Supplies, Nursery Stock And Flowers	\$565.00
S&S ACTIVEWEAR Total	Uniforms and Commercial Clothing	\$9,004.30
SAFEGUARD PREMIER Total	Stationery, Office & School Supply Stores	\$231.10
SAFETY KLEEN SYSTEMS	Specialty Cleaning, Polishing and Sanitation Prep	\$171.49
Total		
SAMS CLUB #6305 Total	Wholesale Clubs	\$141.98
SAMSCLUB #6404 Total	Wholesale Clubs	\$579.14
SAMSEL SUPPLY STORE	Marinas, Marine Service and Supplies	\$1,626.91
Total		
SAVE A LOT 61305-GAR Total	Grocery Stores, Supermarkets	\$18.96
SC FASTENING SYSTEMS	Hardware Equipment And Supplies	\$6.61
Total		
SE BLUEPRINT - CLEVELA		
Total	Business Services	\$151.20
SE EQUIPMENT BRUNSWICK		
Total	Commercial Equipment,	\$2,655.53
SEA DWELLING CREATURES		
Total	Non-Durable Goods,	\$1,643.98
SEBASTIANS Total	Eating Places, Restaurants Chemical&Allied Product,Not Elsewhere Class	\$19.15
SEPRO CORPORATION Total		\$1,582.00
SHELL OIL 521894000QPS		
Total	Gasoline Service Stations	\$99.01
SHERWIN WILLIAMS 70101		
Total	Glass, Paint, Wallpaper Stores	\$283.66
SHERWIN WILLIAMS 70106		
Total	Glass, Paint, Wallpaper Stores	\$678.35
SHERWIN WILLIAMS 70128		
Total	Glass, Paint, Wallpaper Stores	\$389.88
SHERWIN WILLIAMS 70133		
Total	Glass, Paint, Wallpaper Stores	\$401.76
SHERWIN WILLIAMS 70135		
Total	Glass, Paint, Wallpaper Stores	\$222.85
SHERWIN WILLIAMS 70431		
Total	Glass, Paint, Wallpaper Stores	\$479.06
SHERWIN WILLIAMS 72110		
Total	Glass, Paint, Wallpaper Stores	\$151.19
SHORE POWER INC. Total	Electronic Sales	\$433.11
SHUTTLE S APPAREL INC	Uniforms and Commercial Clothing	\$1,946.00
Total		
SIGMA ALDRICH US Total	Direct Marketing-	\$381.61
SILLS MOTOR SALES CO		
Total	Motorcycle Shops and Dealers	\$213.25
SITEONE LANDSCAPE SUPP		
Total	Industrial Supplies,	\$7,413.30

SIXT RENT A CAR Total	SIXT Car Rental	\$73.30
	Rentals-Tools, Equipment and	
SKYWORKS LLC Total	Furniture	\$1,260.00
	Uniforms and Commercial	
SMARTSCRUB Total	Clothing	\$51.46
SMARTWAIVER Total	Computer Software Stores	\$203.86
SOCIETYFORHUMANRESOU	Professional Services Not	
RC Total	Elsewhere Defined	\$229.00
	Nurseries, Lawn & Garden	
SOHARS/RCPW INC Total	Supply Stores	\$1,453.45
SOL*SNAP-ON INDUSTRIAL		
Total	Hardware Stores	\$145.80
SOLON ACE HARDWARE		
Total	Hardware Stores	\$45.24
Total	Miscellaneous	\$323.36
Total	Hardware Stores	\$125.92
Total	Ground,Freight Forwarder	\$1,471.88
SP AZ FIT KITCHEN Total	Food Stores	\$69.46
SP BOTE LLC Total	Sporting Goods Stores	\$58.83
Total	General Merchandise	\$44.68
SP SOURCE BMX - US Total	Service	\$438.94
SP TRUELEAFMARKET Total	Supply Stores	\$202.18
SPECTRUM Total	Cable and Other Pay Television	\$3,611.98
SPEEDWAY 02325 TECUMSE		
Total	Automated Fuel Dispensers	\$65.09
Total	Automated Fuel Dispensers	\$16.03
SPIRIT AIRLINES Total	SPIRIT AIRLINES	\$129.59
SPORTSPLEX RENTALS Total	Furniture	\$2,680.00
SPREEDLY INC. Total	Data Processing Services	\$956.02
SQ *ABC FIRE INC. Total	Miscellaneous	\$1,792.55
Total	Data Processing Services	\$150.00
SQ *E & K PRODUCTS Total	Personal Services,	\$975.00
Total	Personal Services,	\$3,264.60
Total	Veterinary Services	\$486.00
SQ *GETTING TO WE Total	Relations Service	\$1,050.00
Total	Elsewhere Defined	\$333.90
SQ *MAPLESIDE FARMS Total	Eating Places, Restaurants	\$9.00
SQ *MERWIN'S WHARF Total	Personal Services,	\$360.80
Total	Grocery Stores, Supermarkets	\$20.00
Total	Membership Organization,	\$0.00
SQ *US TAXI CAB Total	Taxicabs/Limousines	\$41.40
SSA BROOKFIELD ZOO Total	Shops	\$18.87
Total	Organizations	\$75.00
Total	whereClassified	\$242.50
Total	Dealersnotclass	\$35.84
Total	STAYBRIDGE SUITES	\$145.42
Total	Industrial Supplies,	\$422.95
STK*SHUTTERSTOCK Total	Graphics	\$98.00
STUVER AUTO SPRING Total	Automotive Service Shops	\$430.00
SUBWAY 10734 Total	Fast Food Restaurants	\$20.78
COMPANY Total	Industrial Supplies,	\$121.05
SUMMIT SUPPLY LLC Total	Industrial Supplies,	\$3,590.00
Total	Furniture	\$2,201.57
Total	Furniture	\$0.00
Total	Automated Fuel Dispensers	\$74.75
Total	Automated Fuel Dispensers	\$20.00
SUP R DIE Total	Industrial Supplies,	\$188.00
SUPPLYHOUSE.COM Total	Equipment And Supplies	\$4,271.64

Total	Hardware Stores	\$60.85
TARGET 00007922 Total	Grocery Stores, Supermarkets	\$45.47
Total	Drug Stores, Pharmacies	\$1,463.00
TBB WAIKIKI Total	Eating Places, Restaurants	\$31.37
TEDDY MOUNTAIN Total	Miscellaneous	\$164.14
TELESTREAM LLC Total	Data Processing Services	\$99.00
TEREX USA Total	Commercial Equipment,	\$260.00
Total	Construction Materials,	\$2,060.00
TFS*FISHER SCI ATL Total	osp Equip&Supplies	\$4,520.21
TFS*FISHER SCI CHI Total	osp Equip&Supplies	\$1,761.11
TFS*FISHER SCI HUS Total	osp Equip&Supplies	\$1,480.15
Total	osp Equip&Supplies	\$1,798.22
THE 1126 RESTAURANT Total	Eating Places, Restaurants	\$22.45
THE CHAS E PHIPPS CO.		
Total	Construction Materials,	\$459.51
THE DEAN SUPPLY CO Total	Grocery Stores, Supermarkets	\$733.87
THE DHARMA SHOP Total	General Merchandise	\$1,100.00
THE GAS HOUSE - PROPAN	Fireplaces,Fireplace	
Total	Screens&AccessoriesStores	\$69.60
THE GREENSMITH GARDEN	Nurseries, Lawn & Garden	
Total	Supply Stores	\$104.95
Total	Stores	\$145.55
THE HOME DEPOT #3804	Home Supply Warehouse	
Total	Stores	\$773.65
THE HOME DEPOT #3806	Home Supply Warehouse	
Total	Stores	\$1,982.92
Total	Stores	\$989.74
Total	Stores	\$1,150.84
Total	Stores	\$2,463.34
Total	Stores	\$192.35
Total	Stores	\$348.16
Total	Stores	\$562.62
THE HOME DEPOT #3852	Home Supply Warehouse	
Total	Stores	\$1,461.77
THE HOME DEPOT #3859	Home Supply Warehouse	
Total	Stores	\$564.24
THE HOME DEPOT #3875	Home Supply Warehouse	
Total	Stores	\$989.36
THE HOME DEPOT #6857	Home Supply Warehouse	
Total	Stores	\$2,766.77
THE HOME DEPOT #6931	Home Supply Warehouse	
Total	Stores	\$586.85
THE LAKEWOOD SUPPLY CO		
Total	Construction Materials,	\$1,929.11
	Specialty Retail Stores-	
THE NAKED BEE Total	Miscellaneous	\$1,304.50
THE SAGAMORE COMPANIES	Landscaping And Horticultural	
Total	Services	\$3,639.20
THE UPS STORE 529 Total	Business Services	\$30.02
THE UPS STORE 5508 Total	Business Services	\$12.00
THE WEBSTaurant STORE		
Total	Durable Goods,	\$264.33
TOOLSTODAY.COM LLC		
Total	Hardware Stores	\$135.30
TOYSMITH Total	Durable Goods,	\$972.16
TRACTOR SUPPLY #1215	Automotive,Aircraft&Farm Equip	
Total	Dealersnotclass	\$2,362.85

TRACTOR SUPPLY #2333	Automotive,Aircraft&Farm Equip	
Total	Dealersnotclass	\$496.98
TRACTOR SUPPLY #2593	Automotive,Aircraft&Farm Equip	
Total	Dealersnotclass	\$4,236.43
TRACTOR SUPPLY CO #550	Automotive,Aircraft&Farm Equip	
Total	Dealersnotclass	\$563.98
TRACTOR-SUPPLY-CO #031	Automotive,Aircraft&Farm Equip	
Total	Dealersnotclass	\$40.96
TRANE SUPPLY-114821 Total	Business Services	\$934.01
	Motor Vehicle Supplies And	
TRANSTAR INDUSTRIES Total	New Parts	-\$100.00
TRAVEL GUARD GROUP INC	Insurance Sales, Underwriting,	
Total	and Premiums	\$250.71
TREESTUFF Total	Hardware Equipment And	
	Supplies	\$129.46
TRIAD TECHNOLOGIES - M		
Total	Industrial Supplies,	\$705.00
TRIANGLE FASTENER 2 Total	Construction Materials,	\$204.90
TRI-COUNTY POWER TOOL	Repair Shops and Related	
Total	Services - Miscellaneous	\$109.06
TRUCK PRO Total	Automotive Parts, Accessories	
	Stores	\$15.05
TST* 4023 BAREBURGER -		
Total	Eating Places, Restaurants	\$22.00
TST* BACKROADS PUB AND		
Total	Eating Places, Restaurants	\$19.53
TST* GOODWOOD BREWING-	Cocktail Lounges, Bars-	
Total	Alcoholic Beverages	\$28.00
TST* GUALLY'S BAKERY AN		
Total	Eating Places, Restaurants	\$97.50
TST* ZEPPE'S PIZZERIA -		
Total	Eating Places, Restaurants	\$141.65
TURNEY'S HARDWARE Total	Hardware Stores	\$5.99
TWILIO SENDGRID Total	Computer Software Stores	\$449.00
U.S. PLASTIC CORPORATI		
Total	Industrial Supplies,	\$646.02
UBER TRIP Total	Taxicabs/Limousines	\$113.50
	Automotive Parts, Accessories	
UCI CLEVELAND #807 Total	Stores	\$1,758.13
	College, Universities,	
UK POLICE RECORDS Total	Professional Schools	\$799.00
	Direct Marketing - Catalog	
ULINE Total	Merchants	\$427.23
UNIQUE PAVING MATERIAL		
Total	Construction Materials,	\$309.00
UNITED AIRLINES Total	UNITED AIRLINES	\$7,115.35
UNITED AUTO SUPPLY-AUT	Motor Vehicle Supplies And	
Total	New Parts	\$711.69
	Rentals-Tools, Equipment and	
UNITED RENTALS Total	Furniture	\$266.00
UNIVERSAL CREATIVE CON	Direct Marketing - Comb.	
Total	Catalog &Retail Merchants	\$462.26
	Courier Services-Air Or	
UPS Total	Ground,Freight Forwarder	\$13.95
URBAN LAND INSTITUTE		
Total	Membership Organization,	\$264.00
	Civic, Social & Fraternal	
USA ARCHERY Total	Associations	\$150.00
USA CLEAN BY JON-DON		
Total	Industrial Supplies,	\$24.00

USDA, APHIS, NVSL Total	Government Services,	\$17.00
USPS PO 3816530441 Total	Postage Services-Government Only	\$34.10
USPS PO 3816980002 Total	Postage Services-Government Only	\$75.80
USPS PO 3836080233 Total	Postage Services-Government Only	\$27.90
USPS.COM CLICKNSHIP Total	Postage Services-Government Only	\$888.95
UT COLLEGE OF VET MED Total	College, Universities, Professional Schools	\$64.75
VALLEY CITY SUPPLY Total	Construction Materials,	\$40.41
Total	New & Used	\$2,833.72
Total	New & Used	\$146.87
Total	Services	\$1,800.00
Total	Commercial Equipment,	\$860.98
Total	Supply Stores	\$5,825.00
W J BOLT & NUT SALES Total	Hardware Stores	\$834.80
Total	Stores	\$465.93
WAL-MART #1927 Total	Grocery Stores, Supermarkets	\$3.86
WAL-MART #2073 Total	Discount Stores	\$73.64
WAL-MART #2266 Total	Grocery Stores, Supermarkets	\$87.64
WAL-MART #2316 Total	Discount Stores	\$249.84
WAL-MART #4285 Total	Grocery Stores, Supermarkets	\$51.36
WAL-MART #5082 Total	Grocery Stores, Supermarkets	\$31.56
WALMART.COM Total	Discount Stores	\$151.12
Total	Discount Stores	\$641.75
Total	General Merchandise	\$126.59
WB MASON CO Total	WritingPaper	\$11,384.45
WEB Total	Continuity/Subscription	\$2,657.09
Total	Commercial Equipment,	\$52.46
WENSCO SIGN SUPPLY Total	Blueprinting Service	\$5,992.14
WEST MARINE #161 Total	Supplies	\$143.90
WEST MARINE #1718 Total	Supplies	\$281.43
WEST MARINE #400 Total	Catalog &Retail Merchants	\$4,591.52
Total	Veterinary Services	\$546.88
WESTIN LA PALOMA FB Total	Eating Places, Restaurants	\$17.25
WYNDHAM Total	RESORTS	\$939.30
WHENIWORK.COM Total	Computer Software Stores	\$158.20
WICKR LLC Total	Equipment,Software	\$244.51
Total	Sporting Goods Stores	\$290.43
Total	Druggist's Sundries	\$625.00
Total	Dealersnotclass	\$38.15
WILLARD PARK GARAGE Total	Automobile Parking Lots	\$31.75
WILLOUGHBY CONCRETE BL Total	Construction Materials,	\$172.00
WILSON FEED MILL, INC. Total	Nurseries, Lawn & Garden Supply Stores	\$71.50
WINZER Total	Hardware Equipment And Supplies	\$584.05
WITTEK GOLF Total	Durable Goods,	\$242.79
WIX.COM Total	Data Processing Services	\$25.39
WM SUPERCENTER #2073 Total	Discount Stores	\$148.18
WM SUPERCENTER #2266 Total	Grocery Stores, Supermarkets	\$97.37

WM SUPERCENTER #2316		
Total	Discount Stores	\$19.60
WM SUPERCENTER #3293		
Total	Grocery Stores, Supermarkets	\$50.62
WM SUPERCENTER #4285		
Total	Grocery Stores, Supermarkets	\$113.98
Total	Grocery Stores, Supermarkets	\$113.11
Total	Equipment And Supplies	\$2,013.00
WOOSTER POWER		
EQUIPMEN Total	Commercial Equipment,	\$639.97
WORCESTER SALES AND SE	Automotive,Aircraft&Farm Equip	
Total	Dealersnotclass	\$203.20
WORLDATEWORK Total	Membership Organization,	\$350.00
WPY*STARTING POINT Total	Business Services	\$75.00
WWLC CHAMBER OF	Civic, Social & Fraternal	
COMMER Total	Associations	\$285.00
WWP*GOOD NATURE CLE	Landscaping And Horticultural	
Total	Services	\$619.50
WWW.FOAMORDER.COM	Furniture, Home Furnishings	
Total	And Equipment Stores	\$1,129.33
WWW.JOINHOMEBASE.COM	Computer,Computer Peripheral	
Total	Equipment,Software	\$64.75
WWW.THETOT.COM Total	Stores	\$192.78
Total	Eating Places, Restaurants	\$47.95
GRNRST Total	RESORTS	\$71.68
ZEIGLER BROS INC Total	Durable Goods,	\$790.32
ZEQUIP Total	Automotive Parts, Accessories	
	Stores	\$529.22
ZIEBART OH61 Total	Automotive Body Repair Shops	\$730.00
ZOETIS INC Total	Lab,Medical,Dental,Ophthalmic,H	
	osp Equip&Supplies	\$548.70
	FAX and Telecommunications	
ZOOM.US 888-799-9666 Total	Service	\$214.89
ZORO TOOLS INC Total	Industrial Supplies,	\$1,052.86
ZUMA SALES LLC Total	Construction Materials,	\$175.00
Grand Total		\$660,281.00

JP Morgan Mastercard-Arborwear only

9/1/22-9/30/22

Merchant Name	Merchant Category Code Name	Transaction Amount
ARBORWEAR LLC	Durable Goods	\$45.19
Grand Total		\$45.19

JP Morgan Mastercard-Arborwear only

10/1-10/31/22

Merchant Name	Merchant Category Code Name	Transaction Amount
ARBORWEAR LLC	Durable Goods	\$354.19
Grand Total		\$354.19