

**MINUTES OF THE
BOARD OF PARK COMMISSIONERS
OF THE
CLEVELAND METROPOLITAN PARK DISTRICT**

AUGUST 15, 2019

The Board of Park Commissioners met on this date, Thursday, August 15, 2019, 8:00 a.m., at the Board's office, 4101 Fulton Parkway, Cleveland, Ohio.

The roll call showed President Debra K. Berry and Vice President Bruce G. Rinker to be present. Vice President Dan T. Moore was absent from the meeting. It was determined there was a quorum. Chief Executive Officer, Brian M. Zimmerman, Chief Financial Officer, William Chorba, and Sr. Assistant Legal Counsel & Director, Kyle G. Baker, were also in attendance.

APPROVAL OF MINUTES.

No. 19-08-099: It was moved by Vice President Rinker, seconded by President Berry and carried, to approve the minutes from the Regular Meeting of July 18, 2019, which were previously submitted to the members of the Board, and by them read.

Vote on the motion was as follows:

Ayes: Ms. Berry and Mr. Rinker.

Nays: None.

FINANCIAL REPORT.

Chief Financial Officer, William Chorba, presented a Comparative Summary of Revenues & Expenditures 2019 vs. 2018 Year-To-Date, for the Month Ended July 31, Schedule of Accounts Receivable, Encumbrances and Investments Placed, as found on pages **89609** to **89616** and they were filed for audit.

ACTION ITEMS.

- (a) ***Chief Executive Officer's Retiring Guest(s):***
(Originating Source: *Brian M. Zimmerman, Chief Executive Officer*)

John C. Kilgore, P.E., Manager of Facilities Engineering

John C. Kilgore, P.E., has served Cleveland Metroparks for more than 14 years, utilizing his knowledge, skills and abilities as Chief of Engineering & Design and Manager of Facilities Engineering. John has used his knowledge and experience to manage the design, bidding and construction of capital construction projects of a Civil Engineering nature including legal documents, and has managed projects that included all-purpose trails, river dredging, dam condition studies, waterline installations, gas well capping, water system and sewer installations, and bridge rehabilitation and replacements. He was responsible for managing the Federal Highway Administration (FHWA) annual bridge inspection program to include reviewing inspection results, researching reference information, and determining scope of repair projects, including design drawings and specifications. John has evaluated facility conditions and provided analysis of buildings, decks, culverts, water lines, sewers and drainage, and provided recommendation and direction on rehabilitation, repair, or removal. He was responsible for the access permit program including property easements and licenses which established temporary or permanent relationships involving park land, and he further managed regulatory permits for project activities. John oversaw the Ohio Department of Transportation (ODOT) sponsored Local Public Administered grant funded capital projects. John also provided leadership, inspiration and work direction to others and assisted them in developing their own careers, skills and knowledge of processes and techniques. He demonstrated a spirit of cooperation when he communicated with federal, state, local government agencies, citizens, and worked with other department staff on a variety of projects. John has been a valued asset to Cleveland Metroparks and the products of his labor are appreciated and will forever serve generations of future Cleveland Metroparks visitors.

No. 19-08-100: It was moved by Vice President Rinker, seconded by President Berry and carried, to recognize John C. Kilgore for his years of service to Cleveland Metroparks and the greater Cleveland community by adopting the Resolution found on page **89617**.

Vote on the motion was as follows:

Ayes: Ms. Berry and Mr. Rinker.

Nays: None.

ACTION ITEMS (cont.)

(b) 2019 Budget Adjustment No. 7

(Originating Sources: William Chorba, Chief Financial Officer/Brian M. Zimmerman, Chief Executive Officer)

The following amendments are requested for Board approval:

**CLEVELAND METROPARKS
Appropriation Summary - 2019**

| Object Code | Object Description | Original Budget | | | Total Prior Budget Amendments | Proposed Amendment #7 8/15/2019 | Total |
|------------------|--------------------------|-----------------|-------------------------|----------------|-------------------------------|---------------------------------|----------------|
| | | Baseline Budget | Carry Over Encumbrances | Total | | | |
| OPERATING | | | | | | | |
| 51 | Salaries | \$ 53,558,482 | \$ - | \$ 53,558,482 | \$ (138,270) | \$ (17,601) A | \$ 53,402,611 |
| 52 | Employee Fringe Benefits | 18,477,174 | 20,446 | 18,497,620 | 77,549 | - | 18,575,169 |
| 53 | Contractual Services | 14,727,221 | 900,758 | 15,627,979 | 270,481 | 55,350 B | 15,953,810 |
| 54 | Office Operations | 25,262,956 | 1,623,806 | 26,886,762 | 580,588 | (4,319) C | 27,463,031 |
| | Operating Subtotal | 112,025,833 | 2,545,010 | 114,570,843 | 790,348 | 33,430 | 115,394,621 |
| CAPITAL | | | | | | | |
| 571 | Capital Labor | 1,110,000 | - | 1,110,000 | 14,000 | - | 1,124,000 |
| 572 | Capital Materials | 1,893,884 | 536,076 | 2,429,960 | 882,120 | 3,956 D | 3,316,036 |
| 573 | Capital Contracts | 14,432,303 | 3,682,444 | 18,114,747 | 3,018,765 | 135,000 E | 21,268,512 |
| 574 | Capital Equipment | 2,670,302 | 280,328 | 2,950,630 | 371,983 | (25,000) F | 3,297,613 |
| 575 | Zoo Animals | 75,000 | - | 75,000 | - | (10,000) G | 65,000 |
| 576 | Land | 9,191,274 | 16,956 | 9,208,230 | - | - | 9,208,230 |
| | Capital Subtotal | 29,372,763 | 4,515,804 | 33,888,567 | 4,286,868 | 103,956 | 38,279,391 |
| TOTALS | | | | | | | |
| Grand totals | | \$ 141,398,596 | \$ 7,060,814 | \$ 148,459,410 | \$ 5,077,216 | \$ 137,386 | \$ 153,674,012 |

An explanation of the adjustments, by category, can be found on pages **89618** to **89620**. The net effect of all adjustments is an increase of \$137,386, all of which is provided for by increased revenue, donations, grants, or other restricted funds.

No. 19-08-101: It was moved by Vice President Rinker, seconded by President Berry and carried, to approve the 2019 Budget Adjustment No. 7 for a total increase of \$137,386 as delineated on pages **89618** to **89620**.

Vote on the motion was as follows:

Ayes: Ms. Berry and Mr. Rinker.

Nays: None.

ACTION ITEMS (cont.)

- (c) ***Nomination of Joseph V. Roszak re: Natural Resources Advisory Council (NRAC) District I – Clean Ohio Program***
(Originating Source: Brian M. Zimmerman, Chief Executive Officer)

Background

On July 26, 2001, Ohio Governor Taft signed legislation creating the Clean Ohio Program, a fund to remediate brownfield sites and preserve green space, farmland, improve water quality, and expand outdoor recreational opportunities. The District One Public Works Integrating Committee (DOPWIC), which administers the State Issue 2 Infrastructure Bond Program in Cuyahoga County, is charged with appointing members of the Natural Resources Assistance Council (NRAC). The NRAC administers the Clean Ohio Program in Cuyahoga County, which receives approximately \$3.7 million each year for acquisition, preservation and restoration of open space. Cleveland Metroparks has successfully competed for Clean Ohio funds each year.

Nomination of NRAC Representative: Joseph V. Roszak

The DOPWIC selects members from organizations that meet the requirements set forth in Ohio Revised Code Section 164.21(A). In August 2001, Cleveland Metroparks Board nominated Vern J. Hartenburg to serve on NRAC, whose nomination was accepted by the appointing DOPWIC group. Vern J. Hartenburg served on NRAC from August 2001 through March 30, 2010. In April 2010, the Board nominated Brian M. Zimmerman to serve on NRAC, whose nomination was accepted by DOPWIC. On July 25, 2013, the Board nominated Donna L. Studniarz to serve on NRAC, whose nomination was accepted by DOPWIC. On November 12, 2015, the Board nominated Terry L. Robison to serve on NRAC, whose nomination was accepted by DOPWIC. However, due to the retirement of Terry L. Robison, on March 14, 2019 the Board nominated Joseph V. Roszak, Chief Operating Officer, to serve as Cleveland Metroparks NRAC representative through the end of the term ending on October 14, 2019.

Since Joseph V. Roszak's term will expire on October 14, 2019, it is recommended that he be reappointed to a new three-year term from October 15, 2019 through October 14, 2022.

- No. 19-08-102:** It was moved by Vice President Rinker, seconded by President Berry and carried, to nominate Joseph V. Roszak to serve as a representative to the District One Natural Resources Advisory Council of the Ohio Public Works Commission (Clean Ohio Program) for a three-year term from October 15, 2019 through October 14, 2022, pursuant to Ohio Revised Code Section 164.21(a).

Vote on the motion was as follows:

Ayes: Ms. Berry and Mr. Rinker.

Nays: None.

AWARD OF BIDS:

No. 19-08-103:

It was moved by Vice President Rinker, seconded by President Berry and carried, to authorize the following bid awards:

- (a) **Bid #6444:** **Red Line Greenway** (see page **89594**);
- (b) **Bid #6448:** **2019 Trail Asphalt Improvements –
Brookside, Mill Stream and Rocky River
Reservations** (see page **89597**);
- (c) **Bid #6449:** **Rhino Habitat Expansion Site Work**
(see page **89599**); and
- (d) **Sole Source #6452:** **Eucalyptus Browse** (see page **89601**).

Vote on the motion was as follows:

Ayes: Ms. Berry and Mr. Rinker.

Nays: None.

AWARD OF BIDS (cont.)**BID # 6444 SUMMARY: **RED LINE GREENWAY –
OHIO & ERIE CANAL RESERVATION****

(Originating Sources: Sean E. McDermott, P.E., Chief Planning and Design Officer/Tammy Oliver, Director of Project Development)

Background:

On April 21, 2016, the Board authorized submission of the Re-Connecting Cleveland: Pathways to Opportunity application to the U.S. Department of Transportation's highly competitive Transportation Investment Generating Economic Recovery ("TIGER") discretionary grant program. The application, submitted in partnership with The Trust for Public Land and L.A.N.D. studio, Inc. was awarded \$7,950,000 in July of 2016, leveraging nearly another \$8.5M in matching funds. The TIGER project entails five components: the Wendy Park Bridge, Whiskey Island Connector, Red Line Greenway, Cleveland Lakefront Bikeway Connector, and Canal Basin Park Connector. Details of the federal grant agreement were finalized and executed on May 30, 2017.

Since that time, staff has been working with the respective engineering teams on the development of plans for each of the project components. The Cleveland Lakefront Bikeway Connector and Canal Basin Park Connectors, designed by Michael Baker International ("MBI"), commenced construction in February 2019 and were recently completed. Design of the Red Line Greenway has also been led by MBI and is now ready for construction.

The Red Line Greenway will provide valuable neighborhood links from Downtown Cleveland to the Detroit-Shoreway neighborhood. The project consists of the installation of an approximately 1.9-mile long 10-foot wide, off-road, shared use, paved trail paralleling the Red Line Rapid Transit corridor, in the City of Cleveland. The trail begins at the terminus of an existing shared use trail at West 53rd Street, crosses West 53rd Street at grade and proceeds along the I-90 right-of-way, also crossing West 44th Street and West 41st Street at grade. The trail then parallels Freas Avenue to West 38th Street where it transitions to the Greater Cleveland Regional Transit Authority's Red Line right-of-way, crossing under Fulton Road, West 25th Street and Abbey Avenue, proceeding past the West 25th Street Rapid Station, before crossing under Lorain Avenue and connecting to the Cleveland Foundation Centennial Lake Link Trail at the northeast project terminus at Franklin Ave. Additional entry point connections will extend up to Columbus Road near West 25th Street and near Abbey Avenue. Construction will commence in fall 2019 and be complete by spring 2021.

Funding for construction of the Red Line Greenway is comprised of a portion of the TIGER grant (\$2,720,000), Congestion Mitigation and Air Quality Improvement Program grant (\$2,080,772), Clean Ohio Trails Fund grant (\$500,000), financial support from project partner The Trust for Public Land (\$680,000), and Cleveland Metroparks capital funds. As the TIGER grant is federally sourced, the project will be administered as an Ohio Department of Transportation ("ODOT") Local Public Authority ("LPA") project, and Cleveland Metroparks is the local sponsor. As part of the LPA process, projects are required by ODOT to meet a Disadvantaged Business Enterprise ("DBE") requirement goal. The DBE participation goal for the Red Line Greenway is eight percent (8%) of the project value. In their submissions, bidders must reflect compliance with the goal through a DBE Utilization Plan in order to be considered qualified.

AWARD OF BIDS (cont.)

Bid #6444 was issued on July 11, 2019. In addition to the Base Bid, bidders were asked to provide alternate pricing for:

- Add Alternate 1 – Trail Connection to Zone Rec Center from W. 53rd
- Add Alternate 2 – Redline Greenway Trail Overlook (south of viaduct)
- Add Alternate 3 – RTA Viaduct Overlook

Bid Results:

On August 1, 2019, the following sealed bids were received for Bid #6444 Red Line Greenway – Ohio & Erie Canal Reservation:

| BID #6444 Red Line Greenway | | | |
|---|---|------------------------|------------------------------------|
| Bid Items | Mark Haynes Construction, Inc. | S. E. T. Inc. | Independence Excavating |
| Base Bid | \$ 6,378,606.65 | \$ 6,600,588.04 | \$ 6,873,468.25 |
| Base Bid + Alt. No. 1 - Trail Connection to Zone Rec Center | \$ 6,444,209.75 | \$ 6,652,937.08 | \$ 6,942,529.25 |
| Base Bid + Alt. No. 2 - RLG Trail Overlook | \$ 6,545,262.75 | \$ 6,750,664.68 | \$ 6,997,979.25 |
| Base Bid + Alt. No. 3 - RTA Viaduct | \$ 6,984,602.75 | \$ 7,078,566.63 | \$ 7,326,633.25 |
| Selected Bid Award Total (Base Bid + Alt. No. 1 - Trail Connection to Zone Rec Center) | \$ 6,444,209.75 | \$ 6,652,937.08 | \$ 6,942,529.25 |
| Engineer's Estimate - \$6,650,000 | | | |

Bid Analysis:

Following the receipt of the bids, Cleveland Metroparks staff and compliance staff from ODOT performed a thorough review of all bids. The Apparent Low Bidder, Mark Haynes Construction, Inc. (“Haynes”) has completed all of the necessary submissions required for award, including the DBE Utilization Forms. In addition, Haynes has performed positively on similar projects for other agencies, such as the Towpath Trail for Cuyahoga County. Therefore, staff recommends that the Red Line Greenway project be awarded to Haynes inclusive of the Base Bid 1 and Alternate No. 1. Furthermore, following the award staff will work with Haynes to identify potential value engineering items to reduce the cost of the project.

Different than recent past projects, Bid #6444 – Red Line Greenway includes many bid line items that are a result of unit pricing. Typically, Cleveland Metroparks performs contracts in a line item lump sum format. Due to current market conditions revealed during a first attempt to bid the Red Line Greenway, it was found that bidders for this long and linear project were more attracted to a project setup in the more traditional ODOT typology of line item unit prices. Therefore, each line item of the bid that is paid on a unit price basis will be paid against the actual unit installed in the field, thus resulting in minor differences in quantities estimated at the time of plan preparation and quantities installed in the field. If quantities installed in the field exceed planned quantities a change order will be performed following the established procurement procedures.

AWARD OF BIDS (cont.)**RECOMMENDED ACTION:**

That the Board authorize the Chief Executive Officer to enter into a contract with Mark Haynes Construction, Inc., as the lowest and best bidder for Bid #6444 – Red Line Greenway, Ohio & Erie Canal Reservation, in an amount not to exceed \$6,444,209.75. In the event that the bidder cannot satisfy the bid the award will be given to the next successive bidder who the Board, in its discretion, has reflected in the minutes as being the next lower and best bidder who can satisfy the bid. The difference in cost and all related costs to the difference will be assumed by the original bidder and/or surety. Form of the contract to be approved by the Chief Legal and Ethics Officer.

(See Approval of this Item by Resolution No. 19-08-103 on Page 89593)

AWARD OF BIDS (cont.)**BID #6448: 2019 TRAIL ASPHALT IMPROVEMENTS –
BROOKSIDE, MILL STREAM RUN, AND ROCKY RIVER
RESERVATIONS**

*(Originating Sources: Joseph V. Roszak, Chief Operating Officer/Jim Rodstrom,
Director of Construction)*

Cleveland Metroparks Park Operations Department has taken inventory and condition assessments of degraded asphalt all-purpose trail throughout the Park District. Based on those assessments, three sections of trail were identified that warrant a new 1-1/2" thick asphalt surface course. This site improvement project includes the resurfacing and paving of approximately 53,283 square yards (10.1 miles) total of existing asphalt all-purpose trail throughout Brookside, Mill Stream Run, and Rocky River Reservations.

The scope of work includes the resurfacing of the following asphalt all-purpose trails:

1. **Brookside Trail Resurfacing - Brookside Reservation**
1-1/2" asphalt overlay of approximately 18,790 square yards (3.56 miles) and 3" asphalt overlay of approximately 296 square yards of existing all-purpose trail pavement in Brookside Reservation. Asphalt transition grinding of 440 square yards. In addition, 2 manhole castings and 1 water valve casting adjusted to grade and trail pavement markings replaced in-kind.
2. **Rocky River Trail Resurfacing - Rocky River Reservation**
1-1/2" asphalt overlay of approximately 29,363 square yards (5.56 miles) of existing all-purpose trail pavement on the southern section of Rocky River Reservation from Mastick Road to Nobottom Road. Asphalt transition grinding of 580 square yards. In addition, 1 manhole casting and 1 water valve casting adjusted to grade and trail pavement markings replaced in-kind.
3. **Alternate A: Mill Stream Run Reservation**
1-1/2" asphalt overlay of approximately 5,130 square yards (.97 miles) of existing all-purpose trail pavement in Mill Stream Run Reservation from Rocky River Drive to South Quarry Lane. Asphalt transition grinding of 155 square yards. In addition, trail pavement markings replaced in-kind.

Bids were received on August 7, 2019 and are tabulated below:

| Bidder | Total Base Bid | Add Alternate A | Total, Base plus Alt. A |
|----------------------------------|-----------------------|------------------------|------------------------------------|
| Barbicas Construction Co. | \$442,250 | \$49,320 | \$491,570 |
| Chagrin Valley Paving | \$459,095 | \$53,230 | \$512,325 |
| Karvo Companies | \$472,225 | \$53,000 | \$525,225 |
| Burton Scot Contractors | \$499,250 | \$56,835 | \$556,085 |
| Engineer's Estimate | \$500,000 | | |

2019 Budget Code: 4015001-573001-PA10005

AWARD OF BIDS (cont.)

Staff recommends awarding the **Lump Sum Base Bid** to the lowest and best bidder, **Barbicas Construction Co.** Barbicas has successfully completed Cleveland Metroparks 2016, 2017, and 2019 Asphalt Parking Lot Improvements, the 2017 Parkway Asphalt Pavement Improvements, and the 2018 Asphalt Trail Improvements. In addition, they have successfully completed similar projects for other northeast Ohio public agencies. They have been in business for 29 years and are ODOT prequalified for asphalt paving work specializing in county, municipal, and commercial paving as well as ODOT projects.

RECOMMENDED ACTION:

That the Board authorize the Chief Executive Officer to enter into a contract with **Barbicas Construction Co.** as the lowest and best bidder for Bid #6448, 2018 Trail Asphalt Improvements for the Base Bid amount of \$442,250, plus Add Alternate A for \$49,320 for the **total, lump sum amount of \$491,570**. In the event that the bidder cannot satisfy their bid, the award will be given to the next successive bidder who the Board, in its discretion, has reflected in the minutes as being the next lowest and best bidder who can satisfy the bid. The difference in cost and all related costs to the difference will be assumed by the original bidder and/or surety. Form of contract to be approved by the Chief Legal and Ethics Officer.

(See Approval of this Item by Resolution No. 19-08-103 on Page 89593)

AWARD OF BIDS (cont.)**BID #6449 SUMMARY:** **RHINOCEROS HABITAT EXPANSION SITE WORK –
CLEVELAND METROPARKS ZOO**

(Originating Sources: Sean E. McDermott, P.E., Chief Planning and Design Officer/Andy Simons, Project Manager/John Cardwell, Landscape Architect)

Background:

Since the importation of a female black rhino from a reserve in South Africa in 1997, Cleveland Metroparks Zoo (“Zoo”) has been a leader in rhino training and husbandry. Over the succeeding two decades, the Zoo has birthed seven black rhino calves, including multi-generational births. All of this success has occurred in a single barn, with a single yard visible to the public. With all of the husbandry success and an increased focus on rhino conservation, black rhinos have become a flagship species for the Zoo. In an effort to capitalize on that success, the Zoo seeks to expand the rhino experience at the Zoo by creating a second rhino yard and adding a small bull rhino barn. This expansion would allow greater visibility of rhinos to the Zoo’s guests and increased success in husbandry by separating the male and females into two barns. The Cleveland Metroparks Zoo and Planning and Design teams have been working together to develop the proposed expansion.

In preparation for the expansion of the Cleveland Metroparks Rhino Exhibit to support its tremendous success in breeding critically endangered eastern black rhinos, Cleveland Metroparks contracted with B&B Wrecking and Excavating to clear the adjacent site to the existing Rhino Exhibit. This work was completed in the Spring of 2019 at the site of the former Monkey Island exhibit.

It was identified during the planning of the Rhino Exhibit Expansion that the site work portion of the project could be performed ahead a new bull rhino barn to avoid winter conditions on the site work. Therefore, a bid package was prepared that includes earthwork, retaining walls, utilities, and other related site improvements. A separate contract for the rhino bull barn and site finishes will be brought forward to the Board in the coming months following established procurement procedures.

Bid Results:

On August 8, 2019 the following sealed bids were received for Bid #6449 – Rhinoceros Habitat Expansion Site Work - Cleveland Metroparks Zoo.

| <u>Bid #6449</u> | |
|--|--|
| Rhinoceros Habitat Expansion Site Work Cleveland Metroparks Zoo | |
| <u>Bidder Name</u> | <u>Total Base Bid</u> |
| Chieftain Trucking and Excavating, Inc. | \$519,000 |
| Independence Excavating | \$617,500 |
| Platform Cement | \$671,430 |
| Northeast Ohio Trenching | \$676,960 |
| DiGioia Suburban Excavating | \$681,318 |
| Knoch Corporation | \$731,800 |
| | <i>Engineer’s Estimate - \$700,000</i> |

AWARD OF BIDS (cont.)**Bid Analysis:**

Staff has performed a review of the bid results and subsequently reviewed the scope of work and details of Chieftain Trucking and Excavating, Inc.'s bid. Chieftain Trucking and Excavating, Inc. has been performed positively for the Metroparks on several projects, including work as a subcontractor on the Asian Highlands, Hay Barn, and Stillwater Place projects. Furthermore, staff is recommending an allowance of \$40,000 be established and included in the contract to address the potential for differing site conditions, if encountered and site work modifications. The addition of a \$40,000 allowance results in a total contract amount of \$559,000.

RECOMMENDED ACTION:

That the Board authorize the Chief Executive Officer to enter into a contract with Chieftain Trucking and Excavating, Inc. as the lowest and best bidder for **Bid #6449 – Rhinoceros Habitat Expansion Site Work**, Cleveland Metroparks Zoo, in an amount not to exceed \$559,000.00. In the event that the bidder cannot satisfy the bid the award will be given to the next successive bidder who the Board, in its discretion, has reflected in the minutes as being the next lower and best bidder who can satisfy the bid. The difference in cost and all related costs to the difference will be assumed by the original bidder. Form of the contract to be approved by the Chief Legal and Ethics Officer.

(See Approval of this Item by Resolution No. 19-08-103 on Page 89593)

AWARD OF BIDS (cont.)

SOLE SOURCE SUMMARY #6452: **EUCALYPTUS BROWSE** to be supplied for a two (2) year period beginning August 22, 2019 through August 31, 2021

This sole source requires a split award to provide Eucalyptus Browse for the Cleveland Metroparks Zoo on an “as needed basis.” The dual award by Koala Browse of Boyton Beach, Florida and Australian Outback Plantation of Tonopah, Arizona assures Cleveland Metroparks is not reliant upon one producer if growing conditions prevent an adequate harvest. Weather conditions, disease and insect infestation of the eucalyptus varies between provider regions. Browse nutrition and leaf condition is also varied due to soil conditions, temperatures, season and amount of rainfall. Growing conditions affect the nutritional quality of the plant resulting in inconsistencies in the koalas’ consumption of the eucalyptus browse. Keepers are unable to determine or predict which leaves or species the animals will prefer on a day-to-day basis. Additionally, there is a difference in species of eucalyptus provided by each supplier. Australian Outback Plantation provides between 17 and 25 different species of eucalyptus weekly which provides variety in the koalas’ diet.

Minimally two (2) koalas, one male and one female, are projected to be in the Zoo’s collection during the term of this bid. Shipping of eucalyptus browse (packed in ice as needed during warm months) is sent via Southwest Airlines. Koala Browse’ shipping costs are billed separately.

RECOMMENDED ACTION:

That the Board authorize Sole Source #6452, for a two year period beginning August 22, 2019 through August 31, 2021, **in an amount not to exceed \$115,000** including browse that is packed in ice from **Australian Outback Plantation** at a price of \$6.00/pound and \$4.40/pound (\$22.00/bundle) from **Koala Browse**.

(See Approval of this Item by Resolution No. 19-08-103 on Page 89593)

GOODS AND SERVICES (\$10,000 - \$50,000) ACQUIRED
SINCE LAST BOARD MEETING (Presented 8/15/19)

Cleveland Metroparks By-Laws, Article 5 (Procurement), Section 4 (a), as revised and approved by the Board of Park Commissioners on January 10, 2013, *"The CEO is authorized to enter into contracts and contract amendments for construction, change orders, and to purchase equipment, goods and services, and real estate, without prior approval of the Board in each instance, if the cost of the contract or contract amendment, for any single project, or the amount of the purchase, does not exceed \$50,000. Any contracts where the cost exceeds \$10,000 or any purchase where the amount exceeds \$10,000, and approved by the CEO, shall be reported to the Board at its next regularly scheduled meeting following the execution of said contract or said purchase,"* the following is provided:

| <u>REF. NO. / ITEM – SERVICE</u> | <u>VENDOR</u> | <u>COST</u> | <u>PROCEDURE</u> |
|---|-------------------------------------|---|------------------|
| 2019 Titleist golf balls, gloves and headwear for resale. | Acushnet Company | \$48,754.00 37.50 <u>96.00</u> \$48,887.50 | (4) |
| Weekly cleaning services for Merwin’s Wharf for the time period of July 18, 2019 through December 31, 2022. | Jan-Pro of Greater Cleveland | \$49,999.00 | (7) |
| Rehabilitation of the beaver pond acrylic at Zoo. | American Sealants Inc. | \$40,984.00 | (7) |
| Installation of new fire detection system for Wolf Cabin, Wolf Holding, Barn 1 and 2, Grizzly and Black Bear Holding, Seals and Sea Lion Building, and Tropical and Tiger Holding Buildings in Northern Trek area at Zoo. | GPS Fire Equipment Co. Inc. | \$31,657.86 <u>955.11</u> \$32,612.97 | (7) |
| Material to build two (2) bike corral structures at Euclid Beach and E. 55 th Marina; additional materials needed. | Lodi Lumber, Inc. | \$14,610.54 <u>1,122.80</u> \$15,733.34 | (7) |

===== KEY TO TERMS =====

- (1) **“BID”** – Formal bid invitations sent and advertised in *The Plain Dealer* 15 days preceding the bid opening.
- (2) **“COOPERATIVE”** – Purchased through cooperative purchasing programs i.e. – State of Ohio, US Communities, etc.
- (3) **“SOLE SOURCE”** – Purchased from one source as competitive alternatives are not available.
- (4) **“PROPRIETARY”** – Merchandise purchased for resale directly from the brand’s manufacturer.
- (5) **“PROFESSIONAL SERVICE”** – Services of an accountant, architect, attorney at law, physician, professional engineer, construction project manager, consultant, surveyor or appraiser as outlined under Article 5, Sections 1-4 of the Board By Laws and defined by ORC 307.86.
- (6) **“COMPETITIVE QUOTE (up to \$10,000)”** – Originally estimated \$10,000 or less, quoted by three vendors.
- (7) **“COMPETITIVE QUOTE (over \$10,000 to \$50,000)”** – Chosen through the accumulation of three written quotes.

**CONSTRUCTION CHANGE ORDERS OR AMENDMENTS TO
PROFESSIONAL SERVICE CONTRACTS (8/15/19)**

Pursuant to Cleveland Metroparks By-Laws, Article 5 (Procurement), Section 4 (b) and (c), as revised and approved by the Board of Park Commissioners on January 10, 2013, "...the CEO is not authorized to enter into any change orders to construction contracts, without prior approval of the Board in each instance, except that the CEO is authorized to enter into change orders to construction contracts, without prior approval of the Board in each instance, where the additional cost is less than THE LESSER OF: (i) \$50,000, or (ii) ten percent (10%) of the cost of the contract. Each change order by the CEO under this Article shall be reported to the Board at the next meeting of the Board following the execution of said change order."

(c). "Amendment to Professional Service Contract. For professional service contracts greater than \$50,000, the CEO is not authorized to enter into any amendment to professional services or other special services agreement, without prior approval of the Board in each instance, except that the CEO is authorized to enter into amendments to professional services and other special services agreements for additional fees, without prior approval by the Board in each instance, where the additional fees for the agreement by the CEO pursuant to this Section, aggregate less than THE LESSER OF: (i) \$50,000, or (ii) ten percent (10%) of the cost of the agreement. Each amendment by the CEO under this Section shall be reported to the Board at the next meeting of the Board following the execution of said amendment.", the following is provided:

| <u>Contract</u> | <u>Item/Service</u> | <u>Vendor</u> | <u>Change Order or Amendment</u> |
|-----------------|---------------------|---------------|--------------------------------------|
| | | | |

AWARD OF BIDS; CONSTRUCTION CHANGE ORDERS; STATUS RE: CAPITAL PROJECTS.

The following were presented to the Board for award/acknowledgment: bid tabulations, as shown on pages **89593** through **89601**; \$10,000 to \$50,000 purchased items/services report, page **89602**; and construction change orders, page **89603**.

APPROVAL OF VOUCHERS AND PAYROLL.

No. 19-08-097: It was moved by Vice President Rinker, seconded by President Berry and carried, to approve payroll and vouchers, employee withholding taxes, and ADP payroll, as identified on pages **89621** to **89813**.

Vote on the motion was as follows:

Ayes: Ms. Berry and Mr. Rinker.

Nays: None.

No. 19-08-098: It was moved by Vice President Rinker, seconded by President Berry and carried, to approve Visa Card (Arborwear) dated July 7, 2019 to August 3, 2019 in the amount of \$80.00, as identified on pages **89814** to **89815**.

Vote on the motion was as follows:

Ayes: Ms. Berry and Mr. Rinker.

Nays: None.

PUBLIC COMMENTS.

Ms. Kimberly Brown, President of Black Women Commission of Cuyahoga County, and Ms. Marty Leshner of Olmsted Township each addressed the Board. All such comments can be heard in their entirety by accessing the "About" section of Cleveland Metroparks website at <https://clevelandmetroparks.com/about/cleveland-metroparks-organization/boards-of-park-commissioners/board-meeting-archives>.

INFORMATION/BRIEFING ITEMS/POLICY.

- a. ***Chief Executive Officer's Employee Guest(s)***
(Originating Source: Brian M. Zimmerman, Chief Executive Officer)

Matthew H. Chesebrough, Outdoor Recreation Inclusion Specialist

Matthew Chesebrough joined the staff of Cleveland Metroparks in May 2018 as an Outdoor Recreation Inclusion Specialist. Matt was previously employed at Greenbriar Middle School in Reading Intervention where he initiated, facilitated and moderated discussions with at-risk students on proper academic writing. Matt evaluated students' class work, assignments and papers, and prepared course materials such as syllabi, homework assignments and handouts. He has also been employed at the Shaker Heights Nature Center where he worked with the lead instructor to plan and deliver a diversity of daily summer programs to a variety of age groups. Matt holds a Bachelor of Professional Studies from West Virginia State University and a M.Ed. Gifted Curriculum and Collaboration from the University of Cincinnati. Matt is currently continuing his education in pursuit of his second M.Ed. focusing on special education.

Matthew D. Toth, Grounds Maintenance – Rocky River Reservation

Matthew Toth's career at Cleveland Metroparks actually began in 2014 when he was hired as a seasonal employee for the Golf Division within Rocky River and Brecksville Reservations. While in this position he developed a comprehensive understanding of grounds maintenance and turf/grass management. Matt's experience includes performing functions such as turf, landscape and plant maintenance such as seeding, soil preparation for sodding, fertilizing roughs, mowing and trimming, plant installation, aerating and assisting in irrigation projects. He developed a knowledge of operating an ASV track loader, C50R track truck, Toro Dingo, Ditch Witch 7610 trencher/puller, Ditch Witch 410sx, Case 580 loader and a straw blower. Matt worked in three separate courses within the Rocky River Golf Division, as well as two courses in Brecksville/Broadview Heights. Currently, Matt works in Grounds Maintenance at Rocky River Reservation.

- b. ***Possibilities of a Park Prescription Program***
(Originating Source: Anthony M. Joy, Chief Information Officer)

Linking parks to primary care through place-based referrals, Anthony M. Joy, Cleveland Metroparks Chief Information Officer, Carissa Smock, PhD, MPH Associate Professor Healthcare Administration of Northcentral University, and Sheryl Chatfield of Kent State University discussed how this study helps to develop mechanisms for parks to receive primary care place-based referrals in order to alleviate chronic disease in patients.

INFORMATION/BRIEFING ITEMS/POLICY (cont.)

- c. ***2018 Ohio Auditor of State Award with Distinction***
(Originating Source: William Chorba, Chief Financial Officer)

Cleveland Metroparks has been awarded the prestigious Ohio Auditor of State Award with Distinction for excellence in financial reporting related to the 2018 Comprehensive Annual Financial Report and compliance with applicable laws for the fiscal year ended 2018.

This award is presented to public entities that meet specific criteria during their financial audit. The audit report must not contain any findings for recovery, material citations, material weaknesses, significant deficiencies, Uniform Guidance (Single Audit) findings or questioned costs. Further, the management letter must be clear of any comments related to ethics referrals, bank reconciliation issues, or other financial concerns.

Only 5% of Ohio public entities preparing a comprehensive annual financial report are honored with the Ohio Auditor of State Award with Distinction.

- d. ***2019 National Procurement Institute (NPI) Achievement of Excellence Award***
(Originating Source: William Chorba, Chief Financial Officer)

Cleveland Metroparks Procurement Team has been awarded the prestigious 24th Annual Achievement of Excellence in Procurement® (AEP) for 2019 from the National Procurement Institute, Inc. (NPI). The AEP Award is earned by public and non-profit organizations that obtain a high application score based on standardized criteria. The AEP is awarded annually to recognize Innovation, Professionalism, E-Procurement, Productivity, and Leadership in the procurement function. This is the 10th time (9th consecutive) Cleveland Metroparks has won this award.

2019 had 202 successful applicants, including 42 counties, 67 cities, 25 higher education agencies, 23 school districts, 39 special districts, and 6 state or other agencies. Cleveland Metroparks was one of only two Ohio agencies and one of the 39 special districts in the US and Canada to win the award.

- e. ***Notice of Bidding – Huntington Beach Toilet Room Replacement – Huntington Reservation***
(Originating Sources: Sean E. McDermott, P.E., Chief Planning and Design Officer/Tammy Oliver, Director of Project Development)

Since its acquisition in 1925, Cleveland Metroparks Huntington Reservation has been a popular destination for guests throughout northeast Ohio. Located on the shore of Lake Erie, Huntington Beach is one of the main draws of the reservation. It is anchored at the top of the bluff by two iconic and historic features, the Water Tower and Lake Picnic Shelter, and is served by important amenities such as The Hut at Huntington Beach concessions and an existing seasonal toilet room facility. However, some of these amenities are reaching the end of their useful life and no longer provide the level of experience that Cleveland Metroparks strives to offer.

INFORMATION/BRIEFING ITEMS/POLICY (cont.)

Cleveland Metroparks is proposing a multi-phase project that will enhance the park experience, improve operational efficiency, and provide new accessible amenities for guests to enjoy. The first phase of the proposed project will replace the existing, seasonal toilet room facility with a new, year-round larger toilet room building and added storage space. The project will also incorporate site and utility improvements around the building. Future phases may include a renovation of the concession building and additional site improvements.

Cleveland Metroparks staff will act as architect for the design of the project and construction will be performed by a combination of a third-party general contractor and internal Park District skilled trades. The work is planned to occur during the offseason to reduce inconvenience to park guests. If responsive bids are received, construction is expected to commence in the fall of 2019 and be complete in time for the peak season in 2020. Staff will provide a project summary to the Board.

f. *2019 Reservation Plan Updates – Lakefront Reservation and the Lakefront Portion of Euclid Creek Reservation*

(Originating Sources: Sean E. McDermott, P.E., Chief Planning and Design Officer/Kelly Coffman, Senior Strategic Park Planner)

Cleveland Metroparks staff updated master plans for all 18 Reservations over the past five years. Work began in 2014 with plans for the then-newly acquired Lakefront Reservation and the lakefront portion of Euclid Creek Reservation. Other Park District plans were updated in subsequent years as the effort cycled through the system. For 2019, planning is again focused on the lakefront parks after six years of investments in park operations, safety, and physical improvements.

The once-underutilized lakefront parks are now thriving community gathering places that increase national awareness of Cleveland as waterfront city. The 2019 Master Plan updates reflect the upsurge in park visitation, events, and over \$17 million in infrastructure investment since 2013. The plans depict ongoing actions identified by Cleveland Metroparks internal stakeholder team. The actions seek to continue to advance the organization's Strategic Goals.

Several efforts are underway to gather public feedback. In-person surveys at Edgewater Live and Euclid Beach Live gathered input from 248 individuals. The draft plans will be posted for six weeks on Cleveland Metroparks website for public comment. Open Houses will be held in three locations to seek additional public input:

- Wednesday, September 11, 5-7 PM, Collinwood Recreation Center;
- Tuesday, September 17, 5-7 PM, Lakefront Administration; and
- Wednesday, September 18, 5-7 PM, Our Lady of Mount Carmel Gymnasium

INFORMATION/BRIEFING ITEMS/POLICY (cont.)

Input from the public will be reviewed with the stakeholder team to develop a final draft of the plans, which will be presented at the Board of Park Commissioners December meeting. The plan updates help the Park District continue meet the National Recreation and Park Association's (NRPA) Commission for Accreditation of Park and Recreation Agencies (CAPRA) guidelines for planning activities.

DATE OF NEXT MEETING.

The next Regular Meeting of the Board of Park Commissioners was scheduled by the Board for Wednesday, September 18, 2019, 8:00 a.m. at the Board's office, 4101 Fulton Parkway, Cleveland, Ohio.

WORK SESSION.

At 9:12 a.m., a Work Session commenced in order to provide a TIGER Trails Update. Sean E. McDermott, Chief Planning & Design Officer, and Sara Byrnes-Maier, Senior Strategic Park Planner, provided a very informative and extensive update into the design and schedule of the forthcoming Whiskey Island Connector, Wendy Park Bridge and Red Line Greenway.

ADJOURNMENT.

No. 19-08-104: There being no further matters to come before the Board, upon motion by Vice President Rinker, seconded by President Berry, and carried, President Berry adjourned the meeting at 9:57 a.m.

Vote on the motion was as follows:

Ayes: Ms. Berry and Mr. Rinker.

Nays: None.

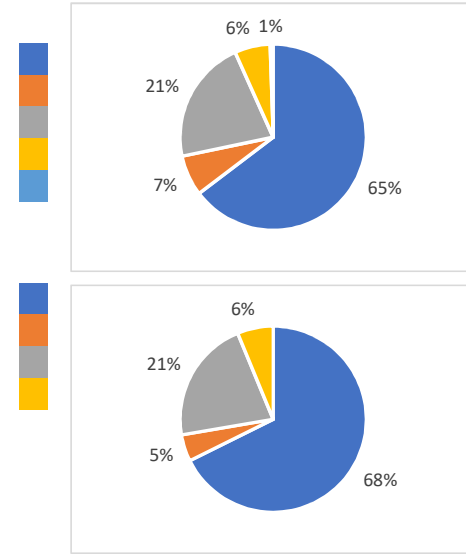
President.

Attest:

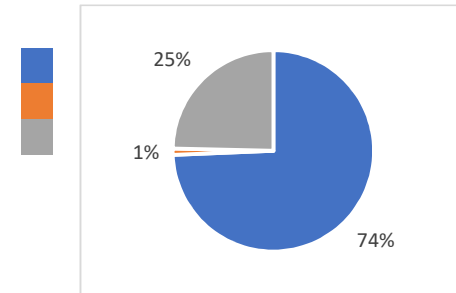
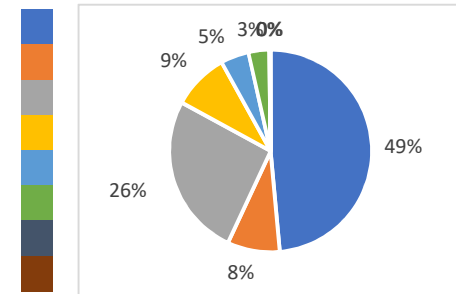
Secretary.

**Cleveland Metroparks
Financial Performance
7/31/2019
CM Park District**

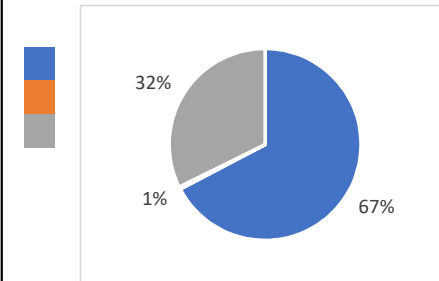
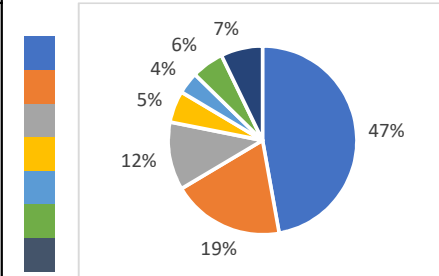
| | Actual Jul '18 | Actual Jul '19 | Fav (Unfav) | Actual YTD Jul'18 | Actual YTD Jul '19 | Fav (Unfav) |
|------------------------------|-------------------|-------------------|------------------|----------------------|-----------------------|--------------------|
| Revenue: | | | | | | |
| Property Tax | 16,501,648 | 14,791,462 | (1,710,186) | 60,266,452 | 57,251,704 | (3,014,748) |
| Local Gov/Grants/Gifts | 2,146,845 | 2,391,699 | 244,854 | 8,704,538 | 6,241,875 | (2,462,663) |
| Charges for Services | 5,415,379 | 6,156,398 | 741,019 | 16,472,470 | 19,057,488 | 2,585,018 |
| Self-Funded | 733,364 | 817,221 | 83,857 | 5,110,246 | 5,464,543 | 354,297 |
| Interest, Fines, Other | <u>44,120</u> | <u>71,211</u> | <u>27,091</u> | <u>246,292</u> | <u>484,845</u> | <u>238,553</u> |
| Total Revenue | 24,841,356 | 24,227,991 | (613,365) | 90,799,998 | 88,500,455 | (2,299,543) |
| OpEx: | | | | | | |
| Salaries and Benefits | 5,865,634 | 6,131,356 | (265,722) | 37,992,395 | 39,578,880 | (1,586,485) |
| Contractual Services | 204,257 | 120,254 | 84,003 | 2,639,938 | 2,715,774 | (75,836) |
| Operations | 2,448,791 | 2,534,141 | (85,350) | 12,896,996 | 12,554,655 | 342,341 |
| Self-Funded Exp | <u>546,434</u> | <u>491,094</u> | <u>55,340</u> | <u>3,963,199</u> | <u>3,642,315</u> | <u>320,884</u> |
| Total OpEx | 9,065,116 | 9,276,845 | (211,729) | 57,492,528 | 58,491,624 | (999,096) |
| Op Surplus/(Subsidy) | 15,776,240 | 14,951,146 | (825,094) | 33,307,470 | 30,008,831 | (3,298,639) |
| CapEx: | | | | | | |
| Capital Labor | 159,225 | 77,551 | 81,674 | 594,582 | 489,915 | 104,667 |
| Construction Expenses | 2,724,953 | 1,554,578 | 1,170,375 | 13,652,184 | 5,803,353 | 7,848,831 |
| Capital Equipment | 507,760 | 69,890 | 437,870 | 1,920,748 | 2,121,066 | (200,318) |
| Land Acquisition | 1,621,839 | 1,636,128 | (14,289) | 3,956,894 | 2,298,101 | 1,658,793 |
| Capital Animal Costs | <u>2,497</u> | <u>3,104</u> | <u>(607)</u> | <u>21,318</u> | <u>18,412</u> | <u>2,906</u> |
| Total CapEx | 5,016,274 | 3,341,251 | 1,675,023 | 20,145,726 | 10,730,847 | 9,414,879 |
| Net Surplus/(Subsidy) | 10,759,966 | 11,609,895 | 849,929 | 13,161,744 | 19,277,984 | 6,116,240 |



| | Actual Jul '18 | Actual Jul '19 | Fav (Unfav) | Actual YTD Jul'18 | Actual YTD Jul '19 | Fav (Unfav) |
|-------------------------------------|-------------------|-------------------|-----------------|----------------------|-----------------------|------------------|
| Revenue: | | | | | | |
| General/SE Admissions | 1,255,912 | 1,446,641 | 190,729 | 2,782,200 | 3,806,863 | 1,024,663 |
| Guest Experience | 244,141 | 179,991 | (64,150) | 686,065 | 656,043 | (30,022) |
| Zoo Society | 11,572 | 850,759 | 839,187 | 742,594 | 2,038,395 | 1,295,801 |
| Souvenirs/Refreshments | 306,707 | 311,466 | 4,759 | 652,949 | 705,804 | 52,855 |
| Education | 49,596 | 47,110 | (2,486) | 339,543 | 354,482 | 14,939 |
| Rentals & Events | 39,414 | 46,839 | 7,425 | 216,227 | 261,356 | 45,129 |
| Consignment | 49,232 | 4,125 | (45,107) | 95,608 | 12,883 | (82,725) |
| Other | <u>1,451</u> | <u>(1,406)</u> | <u>(2,857)</u> | <u>4,593</u> | <u>(2,730)</u> | <u>(7,323)</u> |
| Total Revenue | 1,958,025 | 2,885,525 | 927,500 | 5,519,779 | 7,833,096 | 2,313,317 |
| OpEx: | | | | | | |
| Salaries and Benefits | 1,248,446 | 1,336,146 | (87,700) | 8,476,285 | 8,890,098 | (413,813) |
| Contractual Services | 26,552 | 8,660 | 17,892 | 122,381 | 117,855 | 4,526 |
| Operations | <u>461,510</u> | <u>458,828</u> | <u>2,682</u> | <u>2,827,234</u> | <u>2,946,972</u> | <u>(119,738)</u> |
| Total OpEx | 1,736,508 | 1,803,634 | (67,126) | 11,425,900 | 11,954,925 | (529,025) |
| Op Surplus/(Subsidy) | 221,517 | 1,081,891 | 860,374 | (5,906,121) | (4,121,829) | 1,784,292 |
| CapEx: | | | | | | |
| Capital Labor | 3,818 | 0 | 3,818 | 32,322 | 26,457 | 5,865 |
| Construction Expenses | 549,086 | 425,889 | 123,197 | 1,668,253 | 1,758,151 | (89,898) |
| Capital Equipment | 880 | 0 | 880 | 304,262 | 121,607 | 182,655 |
| Capital Animal Costs | <u>2,497</u> | <u>3,104</u> | <u>(607)</u> | <u>21,318</u> | <u>18,412</u> | <u>2,906</u> |
| Total CapEx | 556,281 | 428,993 | 127,288 | 2,026,155 | 1,924,627 | 101,528 |
| Net Surplus/(Subsidy) | (334,764) | 652,898 | 987,662 | (7,932,276) | (6,046,456) | 1,885,820 |
| Restricted Revenue | 92,264 | 290,992 | 198,728 | 3,861,788 | 752,099 | (3,109,689) |
| Restricted Expenses | <u>150,393</u> | <u>63,860</u> | <u>86,533</u> | <u>4,272,908</u> | <u>557,001</u> | <u>3,715,907</u> |
| Restricted Surplus/(Subsidy) | (58,129) | 227,132 | 285,261 | (411,120) | 195,098 | 606,218 |



| | Actual Jul '18 | Actual Jul '19 | Fav (Unfav) | Actual YTD Jul'18 | Actual YTD Jul '19 | Fav (Unfav) |
|------------------------------|-------------------|-------------------|-----------------|----------------------|-----------------------|------------------|
| Revenue: | | | | | | |
| Greens Fees | 649,349 | 688,072 | 38,723 | 1,840,481 | 1,952,449 | 111,968 |
| Equipment Rentals | 252,163 | 298,603 | 46,440 | 749,430 | 797,825 | 48,395 |
| Food Service | 174,427 | 159,371 | (15,056) | 542,448 | 482,598 | (59,850) |
| Merchandise Sales | 65,565 | 68,123 | 2,558 | 219,630 | 225,568 | 5,938 |
| Pro Services | 11,515 | 7,002 | (4,513) | 135,306 | 153,986 | 18,680 |
| Driving Range | 50,330 | 57,751 | 7,421 | 199,349 | 228,330 | 28,981 |
| Other | <u>24,291</u> | <u>31,824</u> | <u>7,533</u> | <u>251,924</u> | <u>297,571</u> | <u>45,647</u> |
| Total Revenue | 1,227,640 | 1,310,746 | 83,106 | 3,938,568 | 4,138,327 | 199,759 |
| OpEx: | | | | | | |
| Salaries and Benefits | 382,386 | 446,034 | (63,648) | 2,184,990 | 2,404,224 | (219,234) |
| Contractual Services | 2,344 | 3,529 | (1,185) | 13,952 | 12,965 | 987 |
| Operations | <u>289,310</u> | <u>259,200</u> | <u>30,110</u> | <u>1,336,445</u> | <u>1,155,091</u> | <u>181,354</u> |
| Total OpEx | 674,040 | 708,763 | (34,723) | 3,535,387 | 3,572,280 | (36,893) |
| Op Surplus/(Subsidy) | 553,600 | 601,983 | 48,383 | 403,181 | 566,047 | 162,866 |
| CapEx: | | | | | | |
| Capital Labor | 62,383 | 9,702 | 52,681 | 157,791 | 107,481 | 50,310 |
| Construction Expenses | 409,156 | 3,753 | 405,403 | 757,831 | 268,857 | 488,974 |
| Capital Equipment | <u>111,343</u> | <u>0</u> | <u>111,343</u> | <u>587,217</u> | <u>818,140</u> | <u>(230,923)</u> |
| Total CapEx | 582,882 | 13,455 | 569,427 | 1,502,839 | 1,194,478 | 308,361 |
| Net Surplus/(Subsidy) | (29,282) | 588,528 | 617,810 | (1,099,658) | (628,431) | 471,227 |

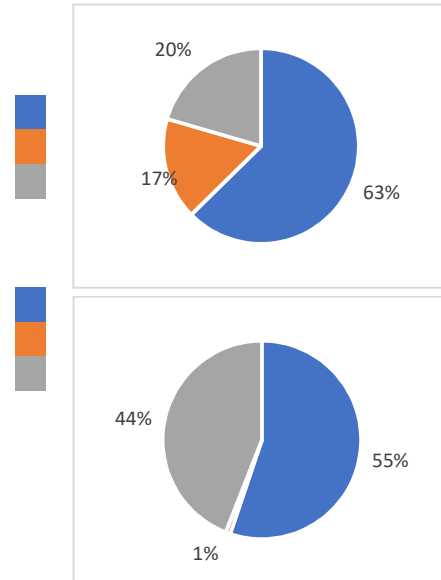


**Cleveland Metroparks
Financial Performance
7/31/2019
Golf Detail**

| | Big Met (18) | | Little Met (9) | | Mastick Woods (9) | | Manakiki (18) | | Sleepy Hollow (18) | |
|------------------------------------|---------------------|------------------|-----------------------|----------------|--------------------------|----------------|----------------------|------------------|---------------------------|------------------|
| | YTD Jul'18 | YTD Jul '19 | YTD Jul'18 | YTD Jul '19 | YTD Jul'18 | YTD Jul '19 | YTD Jul'18 | YTD Jul '19 | YTD Jul'18 | YTD Jul '19 |
| Operating Revenue | 666,915 | 722,725 | 170,538 | 208,026 | 137,518 | 144,687 | 601,313 | 611,268 | 893,834 | 830,414 |
| Operating Expenses | <u>539,582</u> | <u>532,545</u> | <u>156,540</u> | <u>158,240</u> | <u>128,296</u> | <u>129,996</u> | <u>484,463</u> | <u>508,049</u> | <u>719,808</u> | <u>719,858</u> |
| Operating Surplus/(Subsidy) | 127,333 | 190,180 | 13,998 | 49,786 | 9,222 | 14,691 | 116,850 | 103,219 | 174,026 | 110,556 |
| Capital Labor | 0 | 0 | 0 | 0 | 0 | 0 | 5,861 | 0 | 2,125 | 34,302 |
| Construction Expenses | 32,034 | 0 | 0 | 0 | 0 | 0 | 19,311 | 0 | 313 | 263,205 |
| Capital Equipment | <u>0</u> | <u>476,890</u> | <u>0</u> | <u>0</u> | <u>0</u> | <u>0</u> | <u>0</u> | <u>316,875</u> | <u>316,875</u> | <u>0</u> |
| Total Capital Expenditures | 32,034 | 476,890 | 0 | 0 | 0 | 0 | 25,172 | 316,875 | 319,313 | 297,507 |
| Net Surplus/(Subsidy) | 95,299 | (286,710) | 13,998 | 49,786 | 9,222 | 14,691 | 91,678 | (213,656) | (145,287) | (186,951) |

| | Shawnee Hills (27) | | Washington Park (9) | | Seneca (27) | | Golf Admin | | Total | |
|------------------------------------|---------------------------|----------------|----------------------------|----------------|--------------------|----------------|-------------------|------------------|--------------------|------------------|
| | YTD Jul'18 | YTD Jul '19 | YTD Jul'18 | YTD Jul '19 | YTD Jul'18 | YTD Jul '19 | YTD Jul'18 | YTD Jul '19 | YTD Jul'18 | YTD Jul '19 |
| Operating Revenue | 621,745 | 597,765 | 284,163 | 317,474 | 547,447 | 684,027 | 15,095 | 21,941 | 3,938,568 | 4,138,327 |
| Operating Expenses | <u>484,201</u> | <u>472,368</u> | <u>217,546</u> | <u>251,860</u> | <u>468,525</u> | <u>524,622</u> | <u>336,426</u> | <u>274,742</u> | <u>3,535,387</u> | <u>3,572,280</u> |
| Operating Surplus/(Subsidy) | 137,544 | 125,397 | 66,617 | 65,614 | 78,922 | 159,405 | (321,331) | (252,801) | 403,181 | 566,047 |
| Capital Labor | 0 | 0 | 0 | 0 | 149,805 | 73,179 | 0 | 0 | 157,791 | 107,481 |
| Construction Expenses | 0 | 0 | 0 | 0 | 706,174 | 5,652 | 0 | 0 | 757,832 | 268,857 |
| Capital Equipment | <u>0</u> | <u>0</u> | <u>0</u> | <u>0</u> | <u>111,208</u> | <u>24,375</u> | <u>159,133</u> | <u>0</u> | <u>587,216</u> | <u>818,140</u> |
| Total Capital Expenditures | 0 | 0 | 0 | 0 | 967,187 | 103,206 | 159,133 | 0 | 1,502,839 | 1,194,478 |
| Net Surplus/(Subsidy) | 137,544 | 125,397 | 66,617 | 65,614 | (888,265) | 56,199 | (480,464) | (252,801) | (1,099,658) | (628,431) |

| | Actual Jul '18 | Actual Jul '19 | Fav (Unfav) | Actual YTD Jul'18 | Actual YTD Jul '19 | Fav (Unfav) |
|------------------------------|-------------------|-------------------|------------------|----------------------|-----------------------|------------------|
| Revenue: | | | | | | |
| Concessions | 962,785 | 1,097,292 | 134,507 | 2,531,943 | 2,749,791 | 217,848 |
| Dock Rentals | 1,785 | 10,283 | 8,498 | 718,479 | 738,555 | 20,076 |
| Other | <u>274,005</u> | <u>280,141</u> | <u>6,136</u> | <u>876,499</u> | <u>901,602</u> | <u>25,103</u> |
| Total Revenue | 1,238,575 | 1,387,716 | 149,141 | 4,126,921 | 4,389,948 | 263,027 |
| OpEx: | | | | | | |
| Salaries and Benefits | 464,848 | 525,537 | (60,689) | 1,923,755 | 2,033,273 | (109,518) |
| Contractual Services | 6,711 | 6,561 | 150 | 24,368 | 26,886 | (2,518) |
| Operations | <u>530,717</u> | <u>666,757</u> | <u>(136,040)</u> | <u>1,528,314</u> | <u>1,623,989</u> | <u>(95,675)</u> |
| Total OpEx | 1,002,276 | 1,198,855 | (196,579) | 3,476,437 | 3,684,148 | (207,711) |
| Op Surplus/(Subsidy) | 236,299 | 188,861 | (47,438) | 650,484 | 705,800 | 55,316 |
| CapEx: | | | | | | |
| Capital Labor | 0 | 0 | 0 | 1,063 | 0 | 1,063 |
| Construction Expenses | 15,200 | 3,869 | 11,331 | 21,568 | 126,693 | (105,125) |
| Capital Equipment | <u>0</u> | <u>1,416</u> | <u>(1,416)</u> | <u>18,030</u> | <u>8,610</u> | <u>9,420</u> |
| Total CapEx | 15,200 | 5,285 | 9,915 | 40,661 | 135,303 | (94,642) |
| Net Surplus/(Subsidy) | 221,099 | 183,576 | (37,523) | 609,823 | 570,497 | (39,326) |



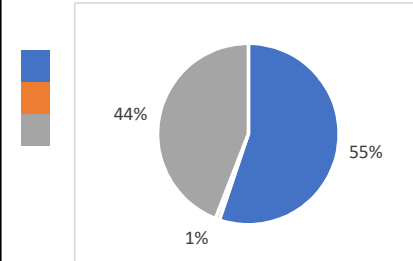
*Other includes Chalet, Hayrides, Aquatics and Misc.

Cleveland Metroparks
 Financial Performance
 7/31/2019
 Enterprise Detail

| | Merwin's Wharf | | EW Beach House | | E55th Marina | | E55th Restaurant | | | |
|------------------------------------|-----------------------|------------------|---------------------|----------------|------------------------|----------------|----------------------------|------------------|------------------|------------------|
| | YTD Jul'18 | YTD Jul '19 | YTD Jul'18 | YTD Jul '19 | YTD Jul'18 | YTD Jul '19 | YTD Jul'18 | YTD Jul '19 | | |
| Operating Revenue | 1,277,429 | 1,346,496 | 601,860 | 541,538 | 734,824 | 728,311 | 281,643 | 415,306 | | |
| Operating Expenses | <u>1,173,178</u> | <u>1,223,120</u> | <u>407,178</u> | <u>348,904</u> | <u>157,523</u> | <u>209,099</u> | <u>239,759</u> | <u>317,556</u> | | |
| Operating Surplus/(Subsidy) | 104,251 | 123,376 | 194,682 | 192,634 | 577,301 | 519,212 | 41,884 | 97,750 | | |
| Capital Labor | 0 | 0 | 0 | 0 | 0 | 0 | 0 | 0 | | |
| Construction Expenses | 15,200 | 2,002 | 0 | 0 | 0 | 54,329 | 0 | 0 | | |
| Capital Equipment | <u>0</u> | <u>0</u> | <u>7,149</u> | <u>0</u> | <u>0</u> | <u>0</u> | <u>0</u> | <u>0</u> | | |
| Total Capital Expenditures | 15,200 | 2,002 | 7,149 | 0 | 0 | 54,329 | 0 | 0 | | |
| Net Surplus/(Subsidy) | 89,051 | 121,374 | 187,533 | 192,634 | 577,301 | 464,883 | 41,884 | 97,750 | | |
| | Wildwood | | Euclid Beach | | EmerNeck Marina | | EmerNeck Restaurant | | | |
| | YTD Jul'18 | YTD Jul '19 | YTD Jul'18 | YTD Jul '19 | YTD Jul'18 | YTD Jul '19 | YTD Jul'18 | YTD Jul '19 | | |
| Operating Revenue | 0 | 51,738 | 0 | 19,637 | 320,618 | 284,680 | 190,232 | 261,326 | | |
| Operating Expenses | <u>0</u> | <u>89,999</u> | <u>0</u> | <u>19,680</u> | <u>185,471</u> | <u>137,657</u> | <u>203,412</u> | <u>245,557</u> | | |
| Operating Surplus/(Subsidy) | 0 | (38,261) | 0 | (43) | 135,147 | 147,023 | (13,180) | 15,769 | | |
| Capital Labor | 0 | 0 | 0 | 0 | 0 | 0 | 0 | 0 | | |
| Construction Expenses | 0 | 48,294 | 0 | 0 | 276 | 3,101 | 0 | 7,232 | | |
| Capital Equipment | <u>0</u> | <u>0</u> | <u>0</u> | <u>0</u> | <u>0</u> | <u>0</u> | <u>0</u> | <u>1,375</u> | | |
| Total Capital Expenditures | 0 | 48,294 | 0 | 0 | 276 | 3,101 | 0 | 8,607 | | |
| Net Surplus/(Subsidy) | 0 | (86,555) | 0 | (43) | 134,871 | 143,922 | (13,180) | 7,162 | | |
| | Edgewater Pier | | Wallace Lake | | Hinckley Lake | | Huntington | | | |
| | YTD Jul'18 | YTD Jul '19 | YTD Jul'18 | YTD Jul '19 | YTD Jul'18 | YTD Jul '19 | YTD Jul'18 | YTD Jul '19 | | |
| Operating Revenue | 75,757 | 72,053 | 43,317 | 52,753 | 28,900 | 29,147 | 127,454 | 113,401 | | |
| Operating Expenses | <u>62,662</u> | <u>63,989</u> | <u>30,443</u> | <u>42,154</u> | <u>27,487</u> | <u>26,488</u> | <u>97,345</u> | <u>91,345</u> | | |
| Operating Surplus/(Subsidy) | 13,095 | 8,064 | 12,874 | 10,599 | 1,413 | 2,659 | 30,109 | 22,056 | | |
| Capital Labor | 0 | 0 | 0 | 0 | 0 | 0 | 0 | 0 | | |
| Construction Expenses | 0 | 0 | 0 | 0 | 0 | 0 | 0 | 0 | | |
| Capital Equipment | <u>0</u> | <u>0</u> | <u>1,915</u> | <u>0</u> | <u>0</u> | <u>0</u> | <u>0</u> | <u>1,416</u> | | |
| Total Capital Expenditures | 0 | 0 | 1,915 | 0 | 0 | 0 | 0 | 1,416 | | |
| Net Surplus/(Subsidy) | 13,095 | 8,064 | 10,959 | 10,599 | 1,413 | 2,659 | 30,109 | 20,640 | | |
| | Chalet | | Ledge Lake | | Parking | | Enterprise Admin | | Total | |
| | YTD Jul'18 | YTD Jul '19 | YTD Jul'18 | YTD Jul '19 | YTD Jul'18 | YTD Jul '19 | YTD Jul'18 | YTD Jul '19 | YTD Jul'18 | YTD Jul '19 |
| Operating Revenue | 187,727 | 212,002 | 158,677 | 162,553 | 98,483 | 99,007 | 0 | 0 | 4,126,921 | 4,389,948 |
| Operating Expenses | <u>219,845</u> | <u>190,238</u> | <u>94,070</u> | <u>85,878</u> | <u>14,460</u> | <u>15,259</u> | <u>563,604</u> | <u>577,225</u> | <u>3,476,437</u> | <u>3,684,148</u> |
| Operating Surplus/(Subsidy) | (32,118) | 21,764 | 64,607 | 76,675 | 84,023 | 83,748 | (563,604) | (577,225) | 650,484 | 705,800 |
| Capital Labor | 1,063 | 0 | 0 | 0 | 0 | 0 | 0 | 0 | 1,063 | 0 |
| Construction Expenses | 6,092 | 7,373 | 0 | 4,362 | 0 | 0 | 0 | 0 | 21,568 | 126,693 |
| Capital Equipment | <u>0</u> | <u>4,230</u> | <u>0</u> | <u>0</u> | <u>0</u> | <u>0</u> | <u>8,966</u> | <u>1,589</u> | <u>18,030</u> | <u>8,610</u> |
| Total Capital Expenditures | 7,155 | 11,603 | 0 | 4,362 | 0 | 0 | 8,966 | 1,589 | 40,661 | 135,303 |
| Net Surplus/(Subsidy) | (39,273) | 10,161 | 64,607 | 72,313 | 84,023 | 83,748 | (572,570) | (578,814) | 609,823 | 570,497 |

**Cleveland Metroparks
Financial Performance
7/31/2019
Nature Shops and Kiosks**

| | Actual Jul '18 | Actual Jul '19 | Fav (Unfav) | Actual YTD Jul'18 | Actual YTD Jul '19 | Fav (Unfav) |
|------------------------------|-------------------|-------------------|----------------|----------------------|-----------------------|----------------|
| Retail Revenue | 133,722 | 149,701 | 15,979 | 321,367 | 363,633 | 42,266 |
| OpEx: | | | | | | |
| Salaries and Benefits | 37,422 | 38,590 | (1,168) | 164,330 | 172,656 | (8,326) |
| Contractual Services | 1,614 | 0 | 1,614 | 10,099 | 3,892 | 6,207 |
| Operations | <u>26,297</u> | <u>20,139</u> | <u>6,158</u> | <u>132,786</u> | <u>132,040</u> | <u>746</u> |
| Total OpEx | 65,333 | 58,729 | 6,604 | 307,215 | 308,588 | (1,373) |
| Op Surplus/(Subsidy) | 68,389 | 90,972 | 22,583 | 14,152 | 55,045 | 40,893 |
| CapEx: | | | | | | |
| Capital Labor | 0 | 0 | 0 | 0 | 0 | 0 |
| Construction Expenses | 0 | 0 | 0 | 0 | 0 | 0 |
| Capital Equipment | <u>0</u> | <u>0</u> | <u>0</u> | <u>0</u> | <u>0</u> | <u>0</u> |
| Total CapEx | 0 | 0 | 0 | 0 | 0 | 0 |
| Net Surplus/(Subsidy) | 68,389 | 90,972 | 22,583 | 14,152 | 55,045 | 40,893 |



**CLEVELAND METROPARKS
ACCOUNTS RECEIVABLE AND INVESTMENTS SCHEDULES
FOR THE MONTH ENDED JULY 31, 2019**

ACCOUNTS RECEIVABLE

| Current | Past Due | | | Total |
|-----------|----------|---------|----------|-----------|
| | 30 Days | 60 Days | 90 Days | |
| \$221,530 | \$85,621 | \$1,835 | \$17,698 | \$326,684 |

RANGER/COURT FINES RECEIVABLE

| |
|--------------|
| Total |
| \$45,014 |

INVESTMENTS

| Date Placed | Bank | Description | Days of Duration | Rate | Date of Maturity | Interest Earned | EOM Balance |
|-------------|------------------------|-----------------------------|------------------|---------|------------------|-----------------|--------------|
| 07/01/19 | PNC Bank | Money Market (A) | 30 | 1.30% | 07/31/19 | \$63 | \$58,192 |
| 07/01/19 | PNC Bank | Sweep Account (B) | 30 | 1.65% | 07/31/19 | \$37,018 | \$26,999,634 |
| 07/01/19 | Fifth Third Securities | Money Market (C) | 30 | 2.21% | 07/31/19 | \$2,260 | \$1,228,893 |
| Various | Fifth Third Securities | Certificates of Deposit (D) | 30 | Various | Various | \$0 | \$500,000 |
| 07/01/19 | STAR Ohio | State pool (E) | 30 | 2.46% | 07/31/19 | \$24,759 | \$12,077,107 |
| 07/01/19 | STAR Plus | State pool (F) | 30 | 2.51% | 07/31/19 | \$1,430 | \$685,078 |

(A) Government Performance Money Market Account.

Investment balance ranged from \$58,128 to \$58,192 in July.

\$41,548,904

(B) Government Money Market Sweep Account.

Investment average monthly balance (AMB) for June was \$18,326,920. (Sweep interest is based on prior month's AMB).

(C) Federated Government Money Market Account used to temporarily reinvest Brokered Certificate of Deposit interest payments.

Investment balance ranged from \$1,226,633 to \$1,228,893 in July.

(D) Brokered Certificates of Deposit.

Maturities 10/07/19 at a rate of 1.30%.

(E) State Treasurer's Asset Reserve (STAR Ohio).

Investment balance ranged from \$12,052,347 to \$12,077,107 in July.

(F) State Treasurer's Asset Reserve Plus Account (STAR Plus)

Investment balance ranged from \$683,647 to \$685,078 in July.

RESOLUTION RECOGNIZING THE RETIREMENT OF JOHN C. KILGORE

WHEREAS, *John C. Kilgore, P.E., has served Cleveland Metroparks for more than 14 years; and,*

WHEREAS, *John C. Kilgore, P.E., has devoted these years of service utilizing his knowledge, skills and abilities as Chief of Engineering & Design, and Manager of Facilities Engineering; and,*

WHEREAS, *John C. Kilgore, P.E., has used his knowledge and experience to manage the design, bidding and construction of capital construction projects of a Civil Engineering nature including legal documents; and,*

WHEREAS, *John C. Kilgore, P.E., has managed projects that included all-purpose trails, river dredging, dam condition studies, waterline installations, gas well capping, water system and sewer installations, and bridge rehabilitation and replacements; and,*

WHEREAS, *John C. Kilgore, P.E., was responsible for managing the Federal Highway Administration (FHWA) annual bridge inspection program to include reviewing inspection results, researching reference information, and determining scope of repair projects, including design drawings and specifications; and,*

WHEREAS, *John C. Kilgore, P.E., has evaluated facility conditions and provided analysis of buildings, decks, culverts, water lines, sewers and drainage, and provided recommendation and direction on rehabilitation, repair, or removal; and,*

WHEREAS, *John C. Kilgore, P.E., was responsible for the access permit program including property easements and licenses which established temporary or permanent relationships involving park land, and he further managed regulatory permits for project activities; and,*


WHEREAS, *John C. Kilgore, P.E., oversaw the Ohio Department of Transportation (ODOT) sponsored Local Public Administered grant funded capital projects; and,*


WHEREAS, *John C. Kilgore, P.E., has provided leadership, inspiration and work direction to others and assisted them in developing their own careers, skills and knowledge of processes and techniques; and,*

WHEREAS, *John C. Kilgore, P.E., demonstrated a spirit of cooperation when he communicated with federal, state, local government agencies, citizens, and worked with other department staff on a variety of projects; and,*

WHEREAS, *John C. Kilgore, P.E., has been a valued asset to Cleveland Metroparks. The products of his labor are appreciated and will forever serve generations of future Cleveland Metroparks visitors.*

NOW, THEREFORE, BE IT RESOLVED, *that the Board of Park Commissioners of Cleveland Metroparks expresses its sincere appreciation to John C. Kilgore, P.E., for his years of service and dedication in serving the citizens of Greater Cleveland.*


Debra K. Berry
President, Board of Park Commissioners


Brian M. Zimmerman
Chief Executive Officer



CLEVELAND METROPARKS
Appropriation Summary - 2019

| Object Code | Object Description | Original Budget | | | Total Prior Budget Amendments | Proposed Amendment #7 8/15/2019 | Total |
|------------------|--------------------------|-----------------|-------------------------|----------------|-------------------------------|------------------------------------|----------------|
| | | Baseline Budget | Carry Over Encumbrances | Total | | | |
| OPERATING | | | | | | | |
| 51 | Salaries | \$ 53,558,482 | \$ - | \$ 53,558,482 | \$ (138,270) | \$ (17,601) A | \$ 53,402,611 |
| 52 | Employee Fringe Benefits | 18,477,174 | 20,446 | 18,497,620 | 77,549 | - | 18,575,169 |
| 53 | Contractual Services | 14,727,221 | 900,758 | 15,627,979 | 270,481 | 55,350 B | 15,953,810 |
| 54 | Office Operations | 25,262,956 | 1,623,806 | 26,886,762 | 580,588 | (4,319) C | 27,463,031 |
| | Operating Subtotal | 112,025,833 | 2,545,010 | 114,570,843 | 790,348 | 33,430 | 115,394,621 |
| CAPITAL | | | | | | | |
| 571 | Capital Labor | 1,110,000 | - | 1,110,000 | 14,000 | - | 1,124,000 |
| 572 | Capital Materials | 1,893,884 | 536,076 | 2,429,960 | 882,120 | 3,956 D | 3,316,036 |
| 573 | Capital Contracts | 14,432,303 | 3,682,444 | 18,114,747 | 3,018,765 | 135,000 E | 21,268,512 |
| 574 | Capital Equipment | 2,670,302 | 280,328 | 2,950,630 | 371,983 | (25,000) F | 3,297,613 |
| 575 | Zoo Animals | 75,000 | - | 75,000 | - | (10,000) G | 65,000 |
| 576 | Land | 9,191,274 | 16,956 | 9,208,230 | - | - | 9,208,230 |
| | Capital Subtotal | 29,372,763 | 4,515,804 | 33,888,567 | 4,286,868 | 103,956 | 38,279,391 |
| TOTALS | | | | | | | |
| Grand totals | | \$ 141,398,596 | \$ 7,060,814 | \$ 148,459,410 | \$ 5,077,216 | \$ 137,386 | \$ 153,674,012 |
| | | | | | | | |

CLEVELAND METROPARKS**Appropriations 2019 - Legend - Amendment #7****OPERATING****51 SALARIES**

| | | |
|----|----------|---|
| \$ | (42,750) | Transfer of appropriations from Salaries FT and Fringe Benefits to Misc. Contractual Services to complete Rhodes School restricted fund activity Net budget effect is zero |
| \$ | 25,000 | Transfer of appropriations from Capital Equipment to Seasonal Salaries to cover seasonal staff needs for restricted fund activity Net budget effect is zero |
| \$ | 149 | Transfer of appropriations from Power Car Lease to PT Salaries to cover staffing needs at Manakiki Net budget effect is zero |

A \$ (17,601) Total increase (decrease) to Salaries

53 CONTRACTUAL SERVICES

| | | |
|----|--------|---|
| \$ | 42,750 | Transfer of appropriations from Salaries FT and Fringe Benefits to Misc. Contractual Services to complete Rhodes School restricted fund activity Net budget effect is zero |
| \$ | 12,600 | Transfer of appropriations from Sponsorship Expense to Misc. Contractual Services for Andean Bear Conservation restricted fund activity Net budget effect is zero |

B \$ 55,350 Total increase (decrease) to Contractual Services

54 OFFICE OPERATIONS

| | | |
|----|----------|--|
| \$ | 3,000 | Increase in appropriations for river and rock climbing signage associated with grant Appropriation increase paid for by grant received from REI |
| \$ | 5,000 | Increase in appropriations for Program Supplies to commence ParkRun program Appropriation increase will be covered by donations |
| \$ | 430 | Increase in appropriations for Sales Tax on Garden Gala plant sales Appropriation increase will be covered by sales tax collected with Garden Gala plant sales |
| \$ | (12,600) | Transfer of appropriations from Sponsorship Expense to Misc. Contractual Services for Andean Bear Conservation restricted fund activity Net budget effect is zero |
| \$ | (149) | Transfer of appropriations from Power Car Lease to PT Salaries to cover staffing needs at Manakiki Net budget effect is zero |

C \$ (4,319) Total increase (decrease) to Office Operations

\$ 33,430 TOTAL INCREASE (DECREASE) TO OPERATIONS

CLEVELAND METROPARKS**Appropriations 2019 - Legend - Amendment #7****CAPITAL****572 CAPITAL MATERIALS**

\$ 3,956 Increase in appropriations for restricted fund activity for Dunham Park improvements
 Appropriation increase will be covered by ODNR NatureWorks grant

D \$ 3,956 Total increase (decrease) to Capital Materials

573 CAPITAL CONTRACTS

\$ 125,000 Increase in appropriations for restricted fund activity for Rocky River Stables capital improvements
 Appropriation increase will be covered by existing restricted fund donation received in 2018

\$ 10,000 Transfer of appropriations from Capital Animal Purchase to Misc. Capital Contracts for transport/housing of male rhino at The Wilds
 Net budget effect is zero

E \$ 135,000 Total increase (decrease) to Capital Contracts

574 CAPITAL EQUIPMENT

\$ (25,000) Transfer of appropriations from Capital Equipment to Seasonal Salaries to cover seasonal staff needs for restricted fund activity
 Net budget effect is zero

F \$ (25,000) Total increase (decrease) to Capital Equipment

575 ANIMAL PURCHASE

\$ (10,000) Transfer of appropriations from Capital Animal Purchase to Misc. Capital Contracts for transport/housing of male rhino at The Wilds
 Net budget effect is zero

G \$ (10,000) Total increase (decrease) to Animal Purchase

\$ 103,956 TOTAL INCREASE (DECREASE) TO CAPITAL

\$ 137,386 GRAND TOTAL - INCREASE (DECREASE) FOR AMENDMENT

RESOLUTION NO. 19-08-097

The following vouchers have been reviewed as to legality of expenditure and conformity with the Ohio Revised Code.

Attest: _____

Chief Financial Officer

BE IT RESOLVED, that the payment of the following items, which may include Then and Now Certificates, are ratified by the Board of Park Commissioners. All expenditures have been reviewed and approved for payment by the Chief Financial Officer and Chief Executive Officer in accordance with the by-laws of the Board of Park Commissioners.

Printed Checks dated July 12, 2019 in the amount of \$2,302,467.02

Printed Checks dated July 19, 2019 in the amount of \$685,374.86

Printed Checks dated July 26, 2019 in the amount of \$1,664,616.07

Printed Checks dated August 1, 2019 in the amount of \$598,001.04

Net Payroll dated June 23, 2019 to July 6, 2019 in the amount of \$1,654,797.26

Withholding Taxes in the amount of \$364,383.76

Net Payroll dated June 9, 2019 to June 22, 2019 in the amount of \$1,649,807.76

Withholding Taxes in the amount of \$350,148.88

Bank Fees/ADP Fees in the amount of \$86,613.59

Cigna Payments in the amount of \$480,894.40

ACH Debits (First Energy; Sales Tax) in the amount of \$1,933,569.31

Visa/Travel Purchasing Card dated July 7, 2019 to August 3, 2019 in the amount of \$377,081.96

Total amount: \$12,147,755.91

PASSED: August 15, 2019

Attest: _____

President of The Board of Park Commissioners

Chief Executive Officer

RECOMMENDED ACTION:

That the Board of Park Commissioners approves **Resolution No. 19-08-097** listed above.

RESOLUTION NO. 19-08-098

The following vouchers have been reviewed as to legality of expenditure and conformity with the Ohio Revised Code.

Attest: _____

Chief Financial Officer

BE IT RESOLVED, that the payment of the following items, which may include Then and Now Certificates, are ratified by the Board of Park Commissioners. All expenditures have been reviewed and approved for payment by the Chief Financial Officer and Chief Executive Officer in accordance with the by-laws of the Board of Park Commissioners.

Visa Card-Arborwear dated July 7, 2019 to August 3, 2019 in the amount \$80.00

Total amount: \$80.00

PASSED: August 15, 2019

Attest: _____

President of The Board of Park Commissioners

Chief Executive Officer

RECOMMENDED ACTION:

That the Board of Park Commissioners approves **Resolution No. 19-08-098** listed above.

Visa Card- Arborwear

07/07/2019 to 08/03/2019

| Supplier | Merchant Category | Amount USD |
|--------------------|--------------------------------|----------------|
| Arborwear Llc | Durable Goods - Default (5099) | \$80.00 |
| Grand Total | | \$80.00 |